



MARKYT Community Scorecard ©

Prepared for: Shire of Dardanup

Prepared by: CATALYSE[®] Pty Ltd ©

March 2023

© Copyright CATALYSE[®] Pty Ltd 2023

MARKYT 

Contents

Strategic overview	3
Approach	5
Overall performance	10
MARKYT® industry comparisons	13
MARKYT® community trends	17
MARKYT® community priorities	20
Performance against key pillars in the Strategic Community Plan:	
Community	23
Environment	37
Amenity	44
Prosperity	56
Leadership	65
Overview of community variances	83
MARKYT® community priorities other stakeholder groups	87

Strategic overview

Vision



44

% agree

15% points above Industry Average and down 4% points from 2021

Liveability

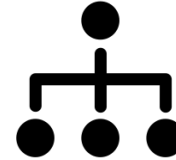


81

Performance Index Score

5 index points above Industry Average and down 3 points from 2021

Governance



61

Performance Index Score

8 index points above Industry Average and down 1 point from 2021

Rates Value



46

Performance Index Score

2 index points above Industry Average and down 4 points from 2021

Top 3 performers

- Sport and recreation facilities and services
- Eaton Recreation Centre
- Boat ramps

Most improved

- Shire's newsletter
- Volunteer recognition and support
- Streetscapes, trees and verges

Relative to MARKYT® Industry Standards

- Economic development and job creation
- Place to own or operate a business (Industry high score)
- Planning and building approvals
- How your local town centre is being developed



Community safety and crime prevention



Waste management



Seniors' services and facilities



Playgrounds, parks and reserves



Sport and recreation, including Eaton Recreation Centre



Services and facilities for families, children and youth



Festivals, events, art and cultural activities



Footpaths, trails and cycleways



Streetscapes, trees and verges

Priorities

Strengths

Approach

Purpose



Department of
**Local Government, Sport
and Cultural Industries**

DLGSC's Integrated Planning and Reporting Framework requires local councils to review the **Strategic Community Plan** at least once every two years.

MARKYT Community Scorecard

The Shire of Dardanup commissioned a MARKYT® Community Scorecard to:

- Support a review of the Strategic Community Plan (SCP)
- Assess performance against objectives and key performance indicators (KPIs) in the SCP
- Determine community priorities
- Benchmark performance



The Study

The Shire of Dardanup commissioned CATALYSE® to conduct an independent MARKYT® Community Scorecard.

All community members were invited to take part. Scorecard invitations were sent to all households and residential PO Boxes in the Shire of Dardanup using Australia Post's unaddressed mail services. Respondents could complete the scorecard in hard copy or online.

The Shire of Dardanup sent email invitations to their customer contacts and provided supporting promotions through various communication channels.



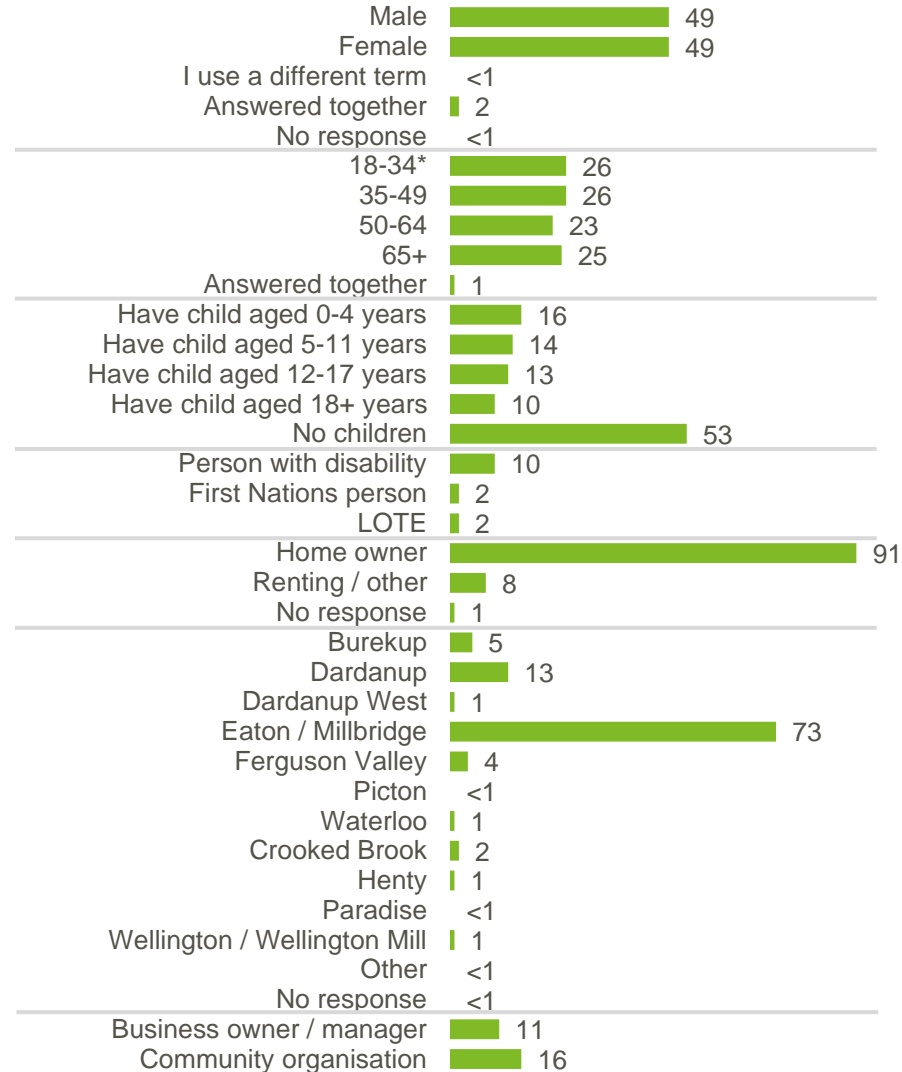
The scorecard was open from 30 January to 17 February 2023 and was completed by **1,032 community members** with various connections to the Shire.

Local resident	Local business	Community organisation	Out of area ratepayer / Visitor	Elected Member / Employee
976	113	182	47	13

The main body of this report shows responses from local residents. Responses were weighted by age and gender to match the ABS Census population profile.

Where sub-totals add to ±1% of the parts, this is due to rounding errors to zero decimal places.

% of resident respondents (weighted)



LOTE: Language other than English

* Includes a small number of 14-17 year olds

MARKYT Benchmarks | participating councils

CATALYSE® has conducted studies for close to 70 councils. When councils ask comparable questions, we publish the high and average scores to enable participating councils to recognise and learn from the industry leaders. In this report, the average and high scores are calculated from councils that have completed a MARKYT® accredited study within the past three years.

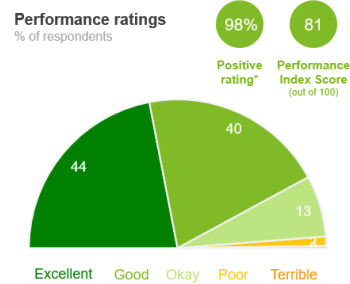


How to read performance dashboard charts

Trend analysis shows how performance varies over time.

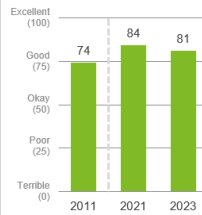
Performance Ratings

The chart shows community perceptions of performance on a five point scale from excellent to terrible.



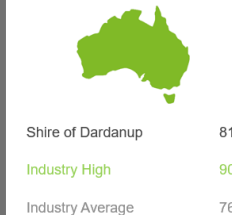
Trend Analysis

Performance Index Score



MARKYT Industry Standards

Performance Index Score



The **Performance Index Score** is a weighted score out of 100.

Score	Average Rating
100	Excellent
75	Good
50	Okay
25	Poor
0	Terrible

Variations across the community

Performance Index Score

Total	81
Home owner	82
Renting/other	79
Male	81
Female	82
No children	84
Have child 0-4	78
Have child 5-11	82
Have child 12-17	78
Have child 18+	81
18-34 years	81
35-49 years	78
50-64 years	83
65+ years	84
Disability	80
First Nations*	75
LOTE*	82
Burekup	76
Dardanup / Dardanup West	82
Eaton / Milbridge	82
Ferguson Valley	86
Other areas	76

Variance across the community shows how results vary across the community based on the Performance Index Score

MARKYT® Industry Standards show how Council is performing compared to other councils.

Council Score is the Council's performance index score.

Industry High is the highest score achieved by councils that have completed a comparable study with CATALYSE®.

Industry Average is the average score among councils that have completed a comparable study with CATALYSE®.

Overall Performance

Place to live

Performance ratings

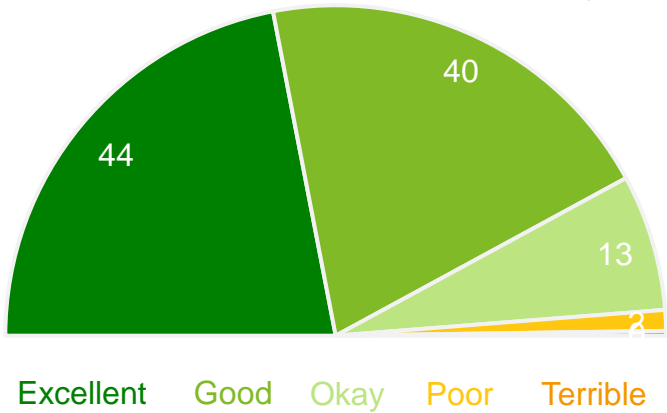
% of respondents

98%

Positive rating*

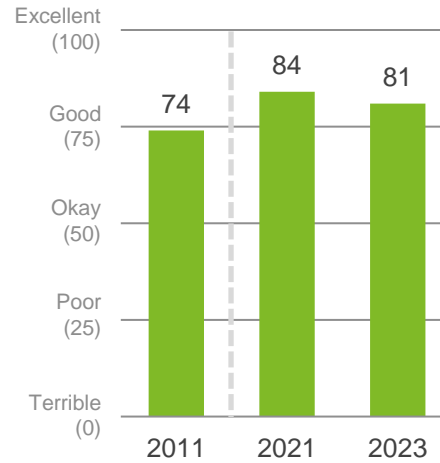
81

Performance Index Score (out of 100)



Trend Analysis

Performance Index Score



MARKYT Industry Standards

Performance Index Score



Shire of Dardanup	81
Industry High	90
Industry Average	76

Variations across the community

Performance Index Score

Total	Home owner	Renting/other	Male	Female	No children	Have child 0-4	Have child 5-11	Have child 12-17	Have child 18+	18-34 years	35-49 years	50-64 years	65+ years	Disability	First Nations#	LOTE#	Burekup	Dardanup / Dardanup West	Eaton / Millbridge	Ferguson Valley	Other areas
81	82	79	81	82	84	78	82	78	81	81	78	83	84	80	75	82	76	82	82	86	76

Q. How would you rate performance in the following areas?

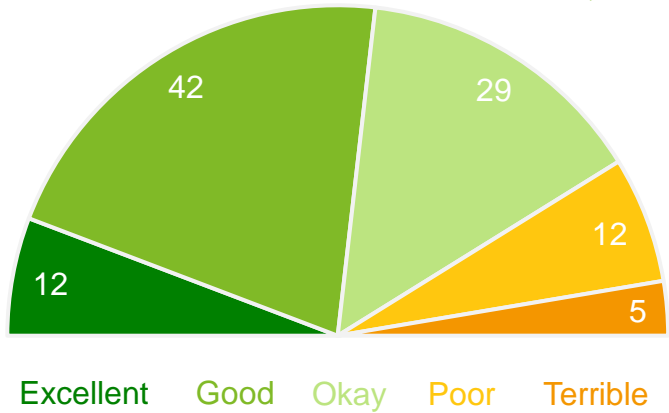
Base: All respondents, excludes 'unsure' and 'no response' (n = 971).

* Positive Rating = excellent, good + okay # Small sample size (<20 respondents)

Governing organisation

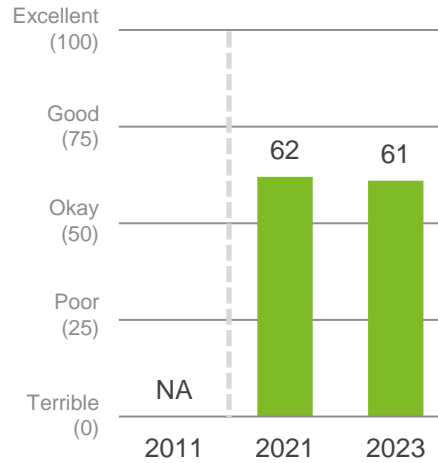
Performance ratings

% of respondents



Trend Analysis

Performance Index Score



MARKYT Industry Standards

Performance Index Score



Shire of Dardanup	61
Industry High	66
Industry Average	53

Variations across the community

Performance Index Score

Total	Home owner	Renting/other	Male	Female	No children	Have child 0-4	Have child 5-11	Have child 12-17	Have child 18+	18-34 years	35-49 years	50-64 years	65+ years	Disability	First Nations#	LOTE#	Burekup	Dardanup / Dardanup West	Eaton / Millbridge	Ferguson Valley	Other areas
61	60	64	56	66	64	56	61	57	54	54	57	61	70	64	55	65	55	42	67	47	46

Q. How would you rate performance in the following areas?

Base: All respondents, excludes 'unsure' and 'no response' (n = 928).

* Positive Rating = excellent, good + okay # Small sample size (<20 respondents)

MARKYT  industry comparisons

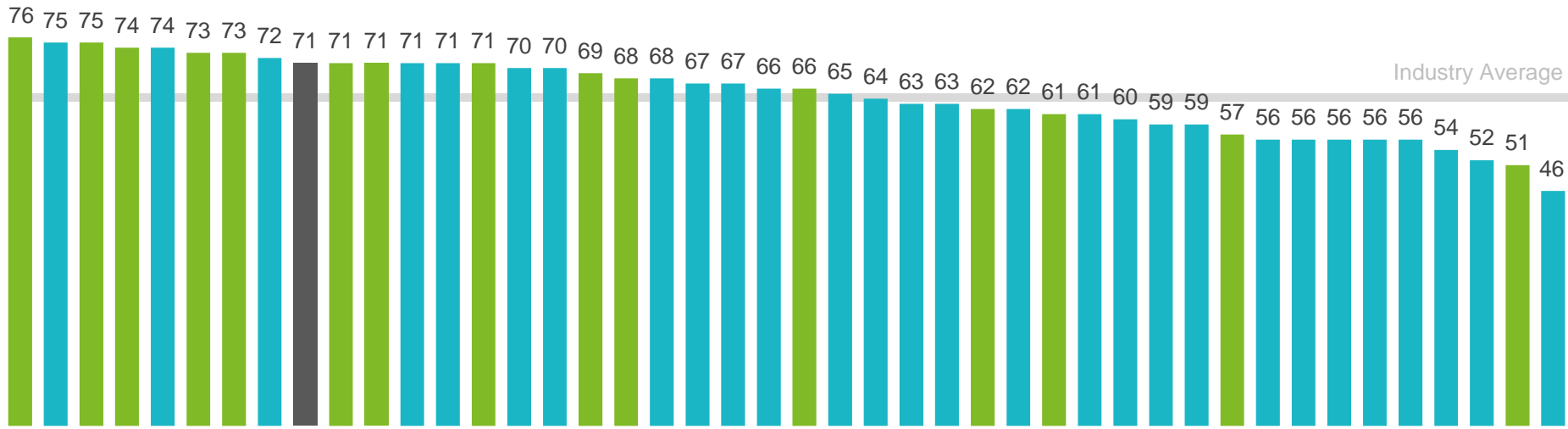
Overall Performance | industry comparisons

The 'Overall Performance Index Score' is a combined measure of the Shire of Dardanup as a 'place to live' and as a 'governing organisation'. The Shire of Dardanup's overall performance index score is 71 out of 100, 6 index points above the industry average.

Overall Performance Index Score

average of 'place to live' and 'governing organisation'

- Shire of Dardanup
- Metropolitan Councils
- Regional Councils



MARKYT Industry Standards



Shire of Dardanup	71
Industry High	76
Industry Average	65

How to read the MARKYT Benchmark Matrix

The MARKYT® Benchmark Matrix (shown in detail overleaf) illustrates how the community rates performance on individual measures, compared to how other councils are being rated by their communities.

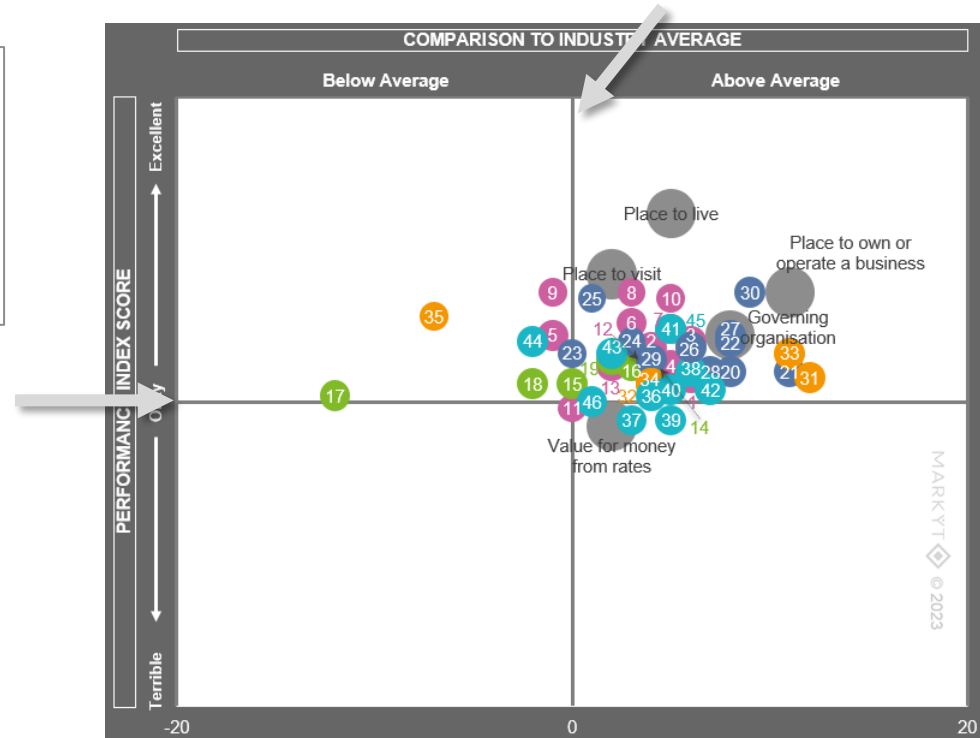
There are two dimensions. The vertical axis maps community perceptions of performance for individual measures. The horizontal axis maps performance relative to the MARKYT® Industry Standards.

Councils aim to be on the right side of this line, with performance ABOVE the MARKYT® Industry Average.

Services are grouped in five areas:

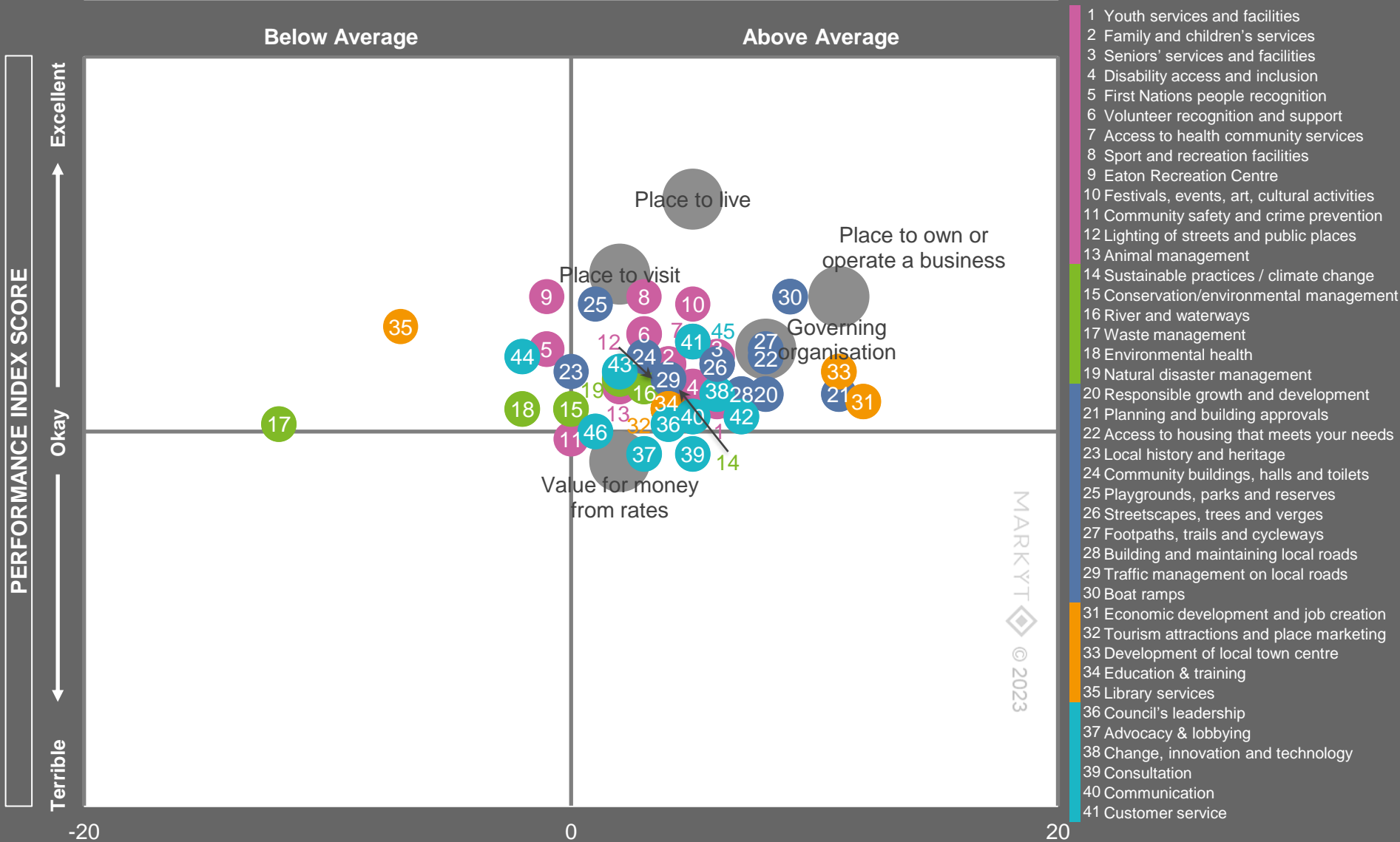
- Community
- Environment
- Amenity
- Prosperity
- Leadership

This line represents okay performance based on the MARKYT Performance Index Score. Higher performing service areas are placed above this line while lower performing areas are below it.



MARKYT Benchmark Matrix

COMPARISON TO INDUSTRY AVERAGE



- 1 Youth services and facilities
- 2 Family and children's services
- 3 Seniors' services and facilities
- 4 Disability access and inclusion
- 5 First Nations people recognition
- 6 Volunteer recognition and support
- 7 Access to health community services
- 8 Sport and recreation facilities
- 9 Eaton Recreation Centre
- 10 Festivals, events, art, cultural activities
- 11 Community safety and crime prevention
- 12 Lighting of streets and public places
- 13 Animal management
- 14 Sustainable practices / climate change
- 15 Conservation/environmental management
- 16 River and waterways
- 17 Waste management
- 18 Environmental health
- 19 Natural disaster management
- 20 Responsible growth and development
- 21 Planning and building approvals
- 22 Access to housing that meets your needs
- 23 Local history and heritage
- 24 Community buildings, halls and toilets
- 25 Playgrounds, parks and reserves
- 26 Streetscapes, trees and verges
- 27 Footpaths, trails and cycleways
- 28 Building and maintaining local roads
- 29 Traffic management on local roads
- 30 Boat ramps
- 31 Economic development and job creation
- 32 Tourism attractions and place marketing
- 33 Development of local town centre
- 34 Education & training
- 35 Library services
- 36 Council's leadership
- 37 Advocacy & lobbying
- 38 Change, innovation and technology
- 39 Consultation
- 40 Communication
- 41 Customer service

Q. How would you rate performance in the following areas? Base: All respondents, excludes unsure and no response.

MARKYT  community trends

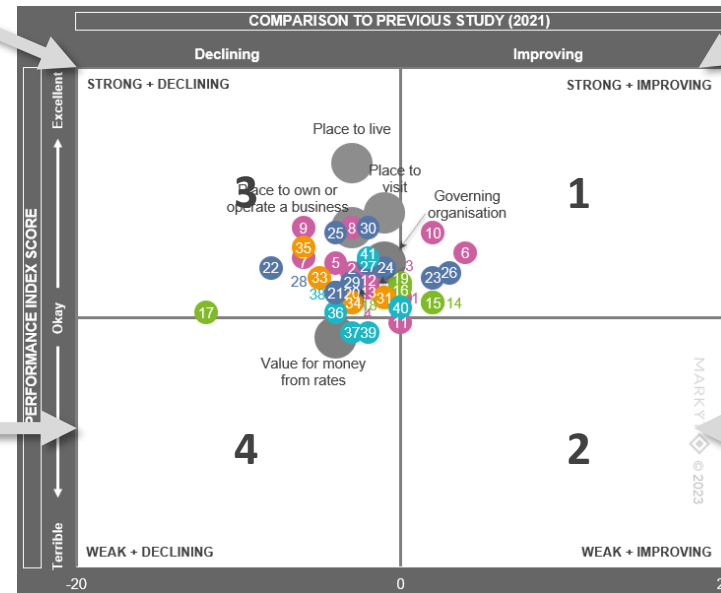
The MARKYT® Community Trends Window shows trends in performance over the past 2 years.

Window 3 includes higher performing services in decline. **Arrest decline** for areas such as:

- Waste management
- Access to housing
- Eaton Recreation Centre
- Library services
- Health and community services

Window 4 includes lower performing areas in decline.

- Value for money from rates
- Advocacy and lobbying
- How the community is consulted about local issues



Window 1 includes higher performing areas that have improved. **Improvers** include:

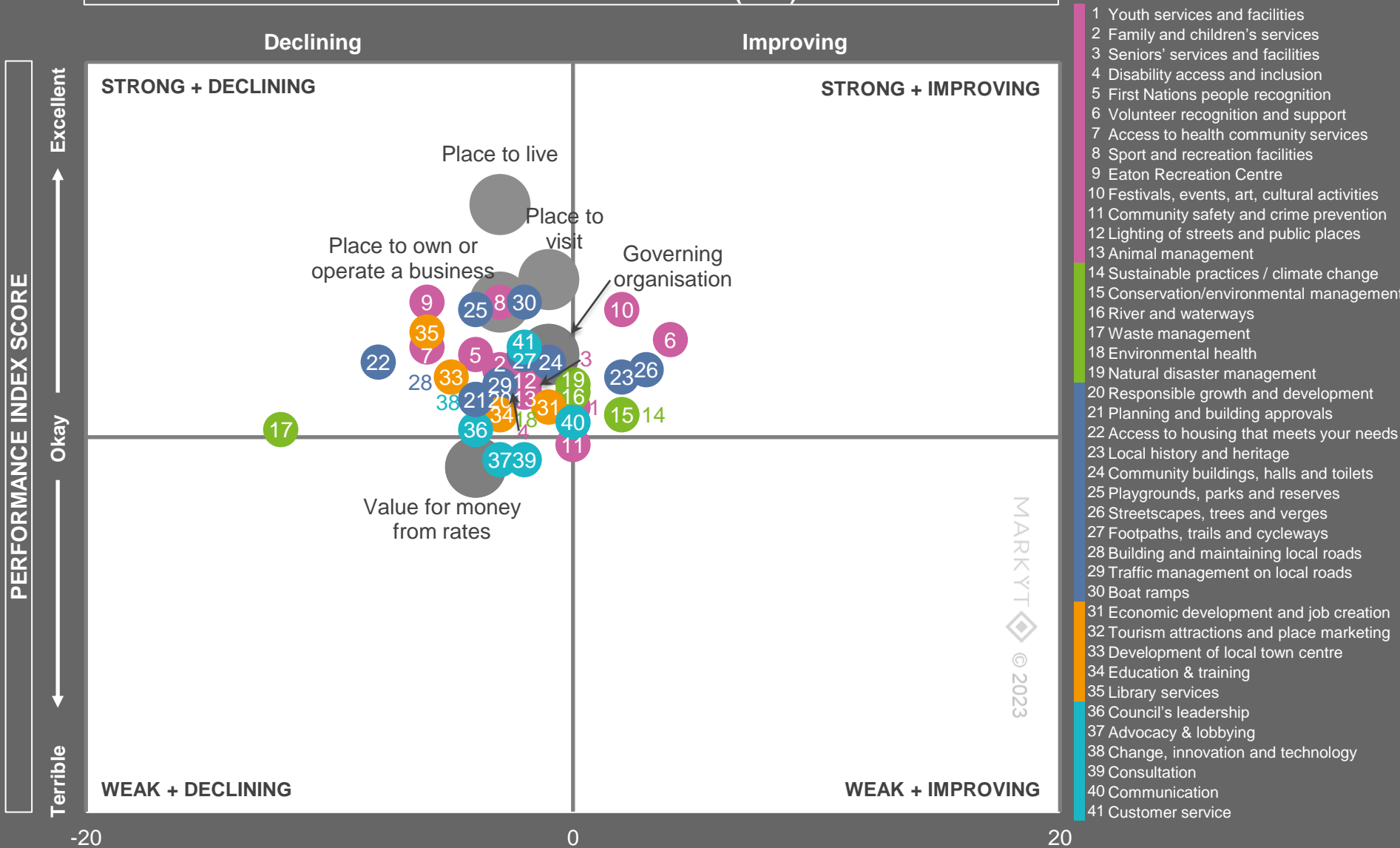
- Volunteer recognition and support
- Streetscapes, trees and verges
- Festivals, events, art and cultural activities
- Local history and heritage
- Conservation and environmental management
- Sustainable practices

Window 2 includes lower performing areas that are improving.

- There are no services in this window.

MARKYT Community Trends Window

COMPARISON TO PREVIOUS STUDY (2021)



- 1 Youth services and facilities
- 2 Family and children's services
- 3 Seniors' services and facilities
- 4 Disability access and inclusion
- 5 First Nations people recognition
- 6 Volunteer recognition and support
- 7 Access to health community services
- 8 Sport and recreation facilities
- 9 Eaton Recreation Centre
- 10 Festivals, events, art, cultural activities
- 11 Community safety and crime prevention
- 12 Lighting of streets and public places
- 13 Animal management
- 14 Sustainable practices / climate change
- 15 Conservation/environmental management
- 16 River and waterways
- 17 Waste management
- 18 Environmental health
- 19 Natural disaster management
- 20 Responsible growth and development
- 21 Planning and building approvals
- 22 Access to housing that meets your needs
- 23 Local history and heritage
- 24 Community buildings, halls and toilets
- 25 Playgrounds, parks and reserves
- 26 Streetscapes, trees and verges
- 27 Footpaths, trails and cycleways
- 28 Building and maintaining local roads
- 29 Traffic management on local roads
- 30 Boat ramps
- 31 Economic development and job creation
- 32 Tourism attractions and place marketing
- 33 Development of local town centre
- 34 Education & training
- 35 Library services
- 36 Council's leadership
- 37 Advocacy & lobbying
- 38 Change, innovation and technology
- 39 Consultation
- 40 Communication
- 41 Customer service

Q. How would you rate performance in the following areas? Base: All respondents, excludes unsure and no response.

MARKYT  community priorities

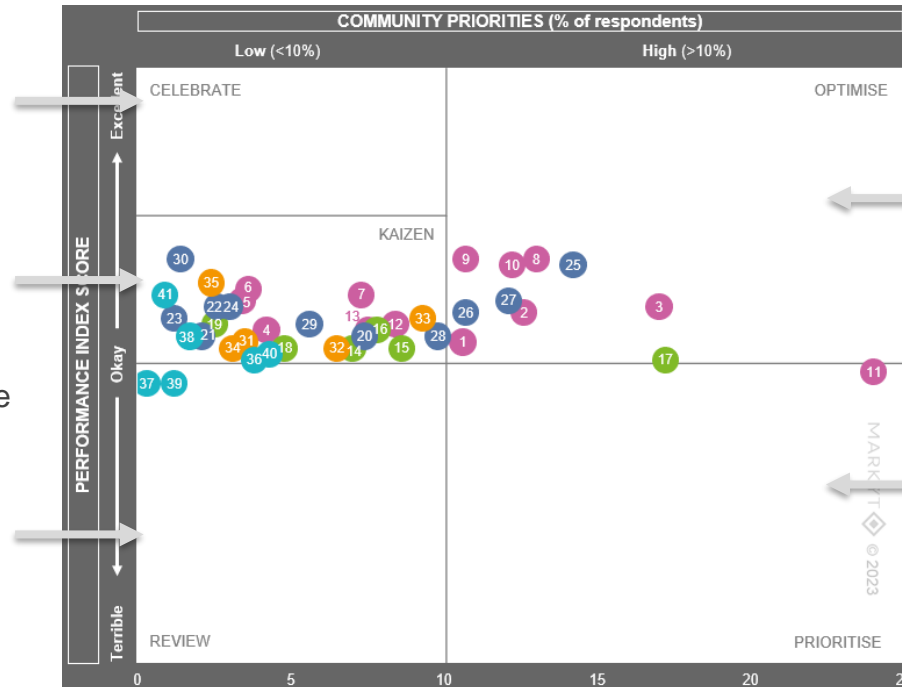
How to read the MARKYT Community Priorities

The MARKYT® Community Priorities chart maps priorities against performance in all service areas.

CELEBRATE the Shire's highest performing areas.

KAIZEN: consider ways to continuously improve services with average ratings between okay and good to strive for service excellence

REVIEW lower performing areas.



OPTIMISE higher performing services where the community would like enhancements to better meet their needs.

PRIORITISE lower performing services where the community would like the Shire to focus its attention.

Services are grouped in five areas:

- Community
- Environment
- Amenity
- Prosperity
- Leadership

MARKYT Community Priorities

COMMUNITY PRIORITIES (% of respondents)

Low (<10%)

High (>10%)

Excellent

Okay

Terrible

CELEBRATE

OPTIMISE

KAIZEN

REVIEW

PRIORITISE

0 5 10 15 20 25

- 1 Youth services and facilities
- 2 Family and children's services
- 3 Seniors' services and facilities
- 4 Disability access and inclusion
- 5 First Nations people recognition
- 6 Volunteer recognition and support
- 7 Access to health community services
- 8 Sport and recreation facilities
- 9 Eaton Recreation Centre
- 10 Festivals, events, art, cultural activities
- 11 Community safety and crime prevention
- 12 Lighting of streets and public places
- 13 Animal management
- 14 Sustainable practices / climate change
- 15 Conservation/environmental management
- 16 River and waterways
- 17 Waste management
- 18 Environmental health
- 19 Natural disaster management
- 20 Responsible growth and development
- 21 Planning and building approvals
- 22 Access to housing that meets your needs
- 23 Local history and heritage
- 24 Community buildings, halls and toilets
- 25 Playgrounds, parks and reserves
- 26 Streetscapes, trees and verges
- 27 Footpaths, trails and cycleways
- 28 Building and maintaining local roads
- 29 Traffic management on local roads
- 30 Boat ramps
- 31 Economic development and job creation
- 32 Tourism attractions and place marketing
- 33 Development of local town centre
- 34 Education & training
- 35 Library services
- 36 Council's leadership
- 37 Advocacy & lobbying
- 38 Change, innovation and technology
- 39 Consultation
- 40 Communication
- 41 Customer service

MARKYT  © 2023

Q. How would you rate performance in the following areas? Base: All respondents, excludes unsure and no response. (n=varies)

Q. Over the next 10 years, which areas would you mostly like the Shire of Dardanup to focus on improving?

Base: All respondents, excludes no response (n = 869)

Copyright CATALYSE® Pty Ltd. © 2023

Community

Youth services and facilities

Performance ratings

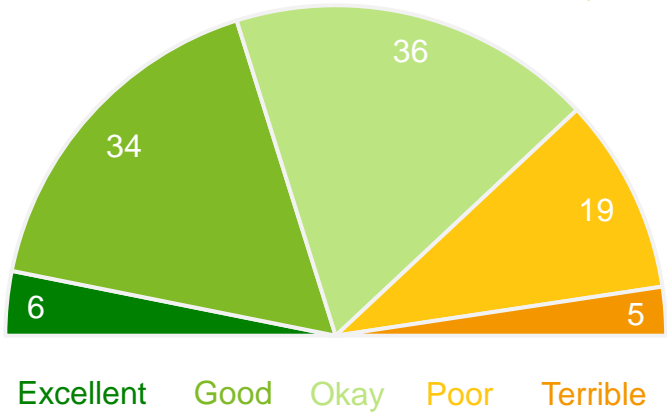
% of respondents

76%

54

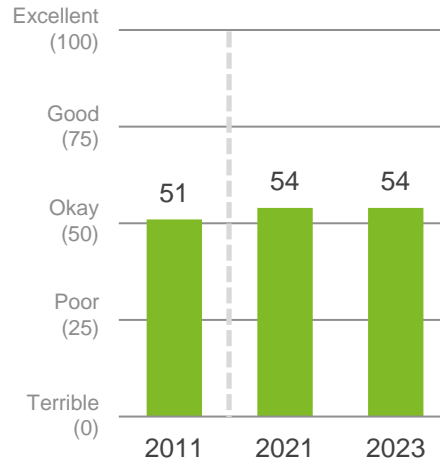
Positive rating*

Performance Index Score (out of 100)



Trend Analysis

Performance Index Score



MARKYT Industry Standards

Performance Index Score



Shire of Dardanup	54
Industry High	65
Industry Average	48

Variations across the community

Performance Index Score

Total	Home owner	Renting/other	Male	Female	No children	Have child 0-4	Have child 5-11	Have child 12-17	Have child 18+	18-34 years	35-49 years	50-64 years	65+ years	Disability	First Nations#	LOTE#	Burekup	Dardanup / Dardanup West	Eaton / Millbridge	Ferguson Valley	Other areas
54	54	57	53	56	60	51	50	46	46	53	48	56	64	53	41	46	48	49	56	51	52

Q. How would you rate performance in the following areas?

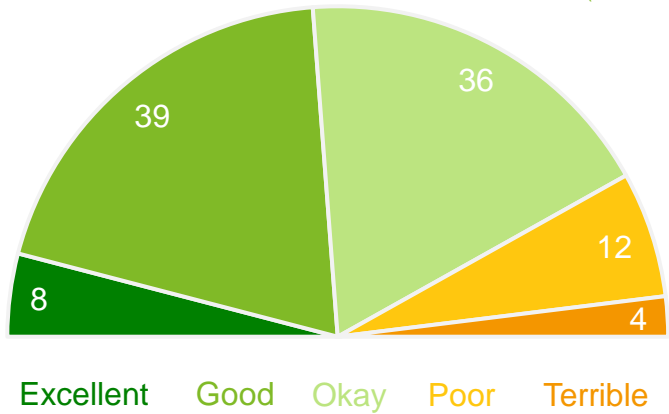
Base: All respondents, excludes 'unsure' and 'no response' (n = 607).

* Positive Rating = excellent, good + okay # Small sample size (<20 respondents)

Family and children's services and facilities

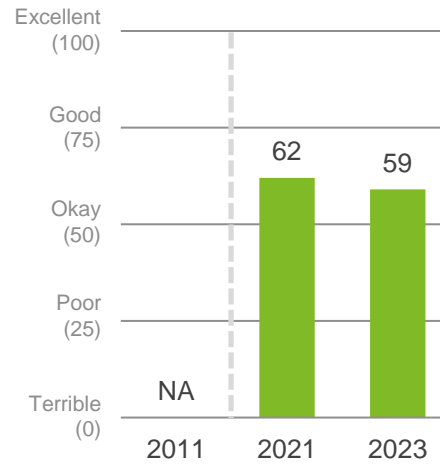
Performance ratings

% of respondents



Trend Analysis

Performance Index Score



MARKYT Industry Standards

Performance Index Score



Shire of Dardanup	59
Industry High	68
Industry Average	55

Variations across the community

Performance Index Score

Total	Home owner	Renting/other	Male	Female	No children	Have child 0-4	Have child 5-11	Have child 12-17	Have child 18+	18-34 years	35-49 years	50-64 years	65+ years	Disability	First Nations#	LOTE#	Burekup	Dardanup / Dardanup West	Eaton / Millbridge	Ferguson Valley	Other areas
59	59	61	55	62	63	59	55	49	50	62	52	60	64	55	52	64	48	54	62	62	44

Q. How would you rate performance in the following areas?

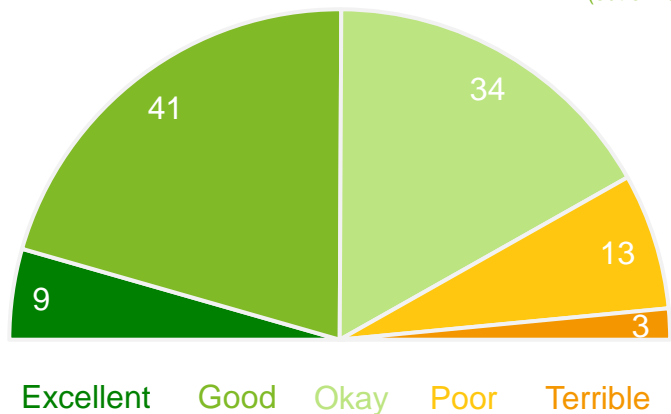
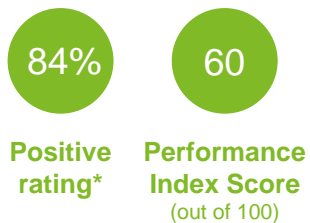
Base: All respondents, excludes 'unsure' and 'no response' (n = 642).

* Positive Rating = excellent, good + okay # Small sample size (<20 respondents)

Seniors' services and facilities

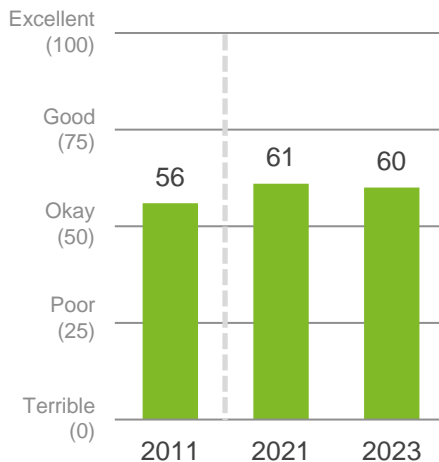
Performance ratings

% of respondents



Trend Analysis

Performance Index Score



MARKYT Industry Standards

Performance Index Score



Shire of Dardanup	60
Industry High	67
Industry Average	54

Variances across the community

Performance Index Score

Total	Home owner	Renting/other	Male	Female	No children	Have child 0-4	Have child 5-11	Have child 12-17	Have child 18+	18-34 years	35-49 years	50-64 years	65+ years	Disability	First Nations#	LOTE#	Burekup	Dardanup / Dardanup West	Eaton / Millbridge	Ferguson Valley	Other areas
60	60	58	58	62	62	64	58	54	55	63	55	58	63	57	60	70	44	48	64	51	49

Q. How would you rate performance in the following areas?

Base: All respondents, excludes 'unsure' and 'no response' (n = 565).

* Positive Rating = excellent, good + okay # Small sample size (<20 respondents)

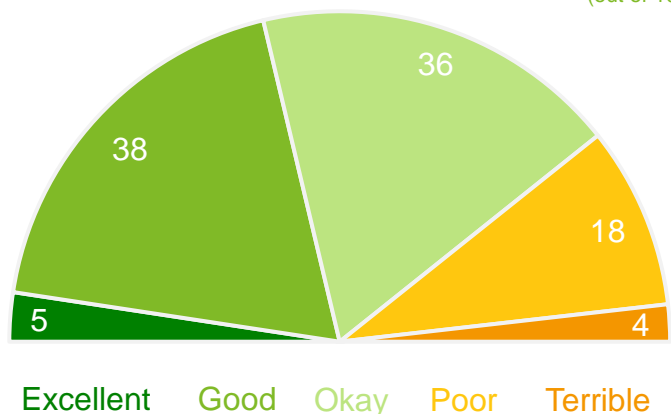
Disability access and inclusion

Performance ratings

% of respondents

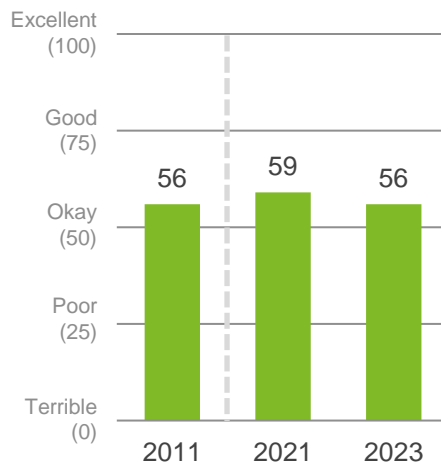
79%
Positive rating*

56
Performance Index Score
(out of 100)



Trend Analysis

Performance Index Score



MARKYT Industry Standards

Performance Index Score



Shire of Dardanup	56
Industry High	64
Industry Average	51

Variations across the community

Performance Index Score

Total	Home owner	Renting/other	Male	Female	No children	Have child 0-4	Have child 5-11	Have child 12-17	Have child 18+	18-34 years	35-49 years	50-64 years	65+ years	Disability	First Nations#	LOTE#	Burekup	Dardanup / Dardanup West	Eaton / Millbridge	Ferguson Valley	Other areas
56	55	57	56	55	56	61	53	49	50	57	53	54	59	52	55	47	40	51	57	57	63

Q. How would you rate performance in the following areas?

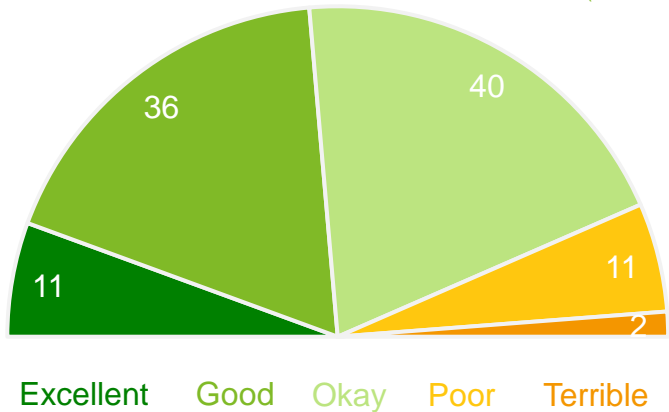
Base: All respondents, excludes 'unsure' and 'no response' (n = 493).

* Positive Rating = excellent, good + okay # Small sample size (<20 respondents)

Recognition and respect for First Nations people, cultures and heritage

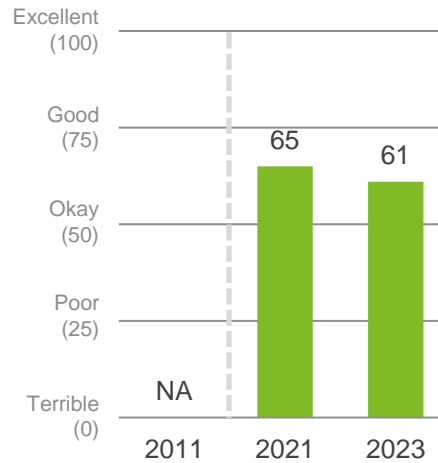
Performance ratings

% of respondents



Trend Analysis

Performance Index Score



MARKYT Industry Standards

Performance Index Score



Shire of Dardanup	61
Industry High	72
Industry Average	62

Variances across the community

Performance Index Score

Total	Home owner	Renting/other	Male	Female	No children	Have child 0-4	Have child 5-11	Have child 12-17	Have child 18+	18-34 years	35-49 years	50-64 years	65+ years	Disability	First Nations#	LOTE#	Burekup	Dardanup / Dardanup West	Eaton / Millbridge	Ferguson Valley	Other areas
61	61	57	59	62	64	56	61	56	60	58	58	62	66	66	56	56	53	60	61	66	60

Q. How would you rate performance in the following areas?

Base: All respondents, excludes 'unsure' and 'no response' (n = 472).

* Positive Rating = excellent, good + okay # Small sample size (<20 respondents)

Volunteer recognition and support

Performance ratings

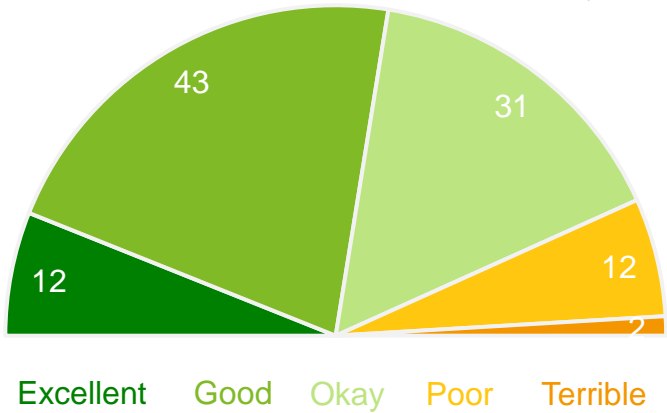
% of respondents

87%

Positive rating*

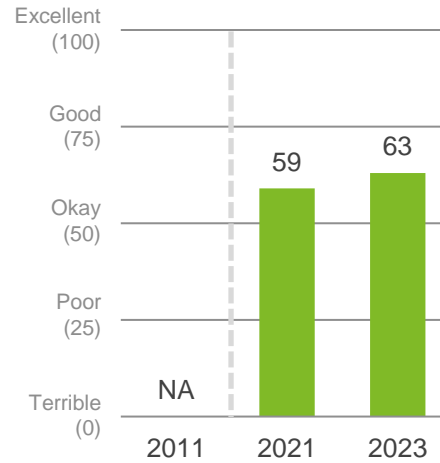
63

Performance Index Score (out of 100)



Trend Analysis

Performance Index Score



MARKYT Industry Standards

Performance Index Score



Shire of Dardanup	63
Industry High	68
Industry Average	60

Variances across the community

Performance Index Score

Total	Home owner	Renting/other	Male	Female	No children	Have child 0-4	Have child 5-11	Have child 12-17	Have child 18+	18-34 years	35-49 years	50-64 years	65+ years	Disability	First Nations#	LOTE#	Burekup	Dardanup / Dardanup West	Eaton / Millbridge	Ferguson Valley	Other areas
63	63	60	60	67	65	64	62	57	59	65	57	61	68	63	43	54	56	67	63	58	62

Q. How would you rate performance in the following areas?

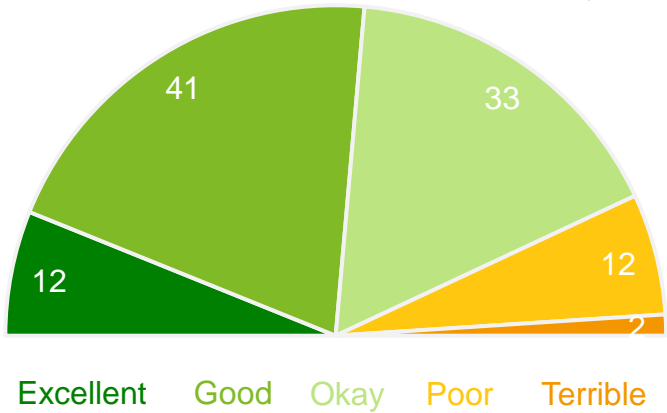
Base: All respondents, excludes 'unsure' and 'no response' (n = 598).

* Positive Rating = excellent, good + okay # Small sample size (<20 respondents)

Access to health and community services

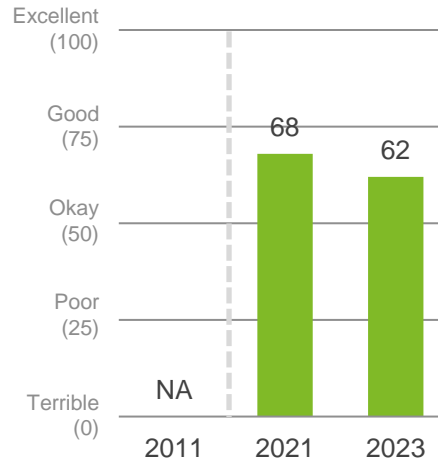
Performance ratings

% of respondents



Trend Analysis

Performance Index Score



MARKYT Industry Standards

Performance Index Score



Shire of Dardanup	62
Industry High	74
Industry Average	57

Variations across the community

Performance Index Score

Total	Home owner	Renting/other	Male	Female	No children	Have child 0-4	Have child 5-11	Have child 12-17	Have child 18+	18-34 years	35-49 years	50-64 years	65+ years	Disability	First Nations#	LOTE#	Burekup	Dardanup / Dardanup West	Eaton / Millbridge	Ferguson Valley	Other areas
62	62	66	59	66	66	60	58	56	56	61	59	59	70	63	50	64	48	47	67	47	56

Q. How would you rate performance in the following areas?

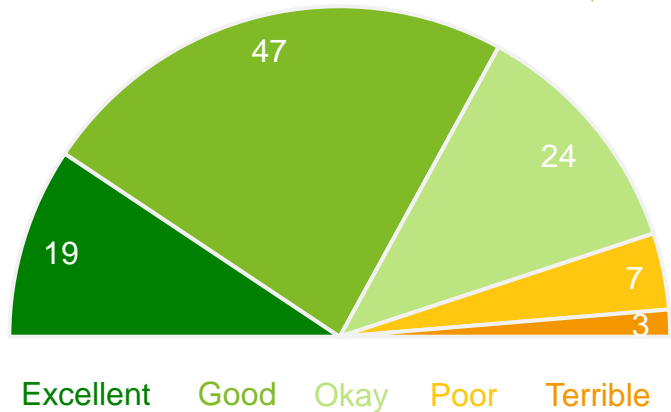
Base: All respondents, excludes 'unsure' and 'no response' (n = 781).

* Positive Rating = excellent, good + okay # Small sample size (<20 respondents)

Sport and recreation facilities and services

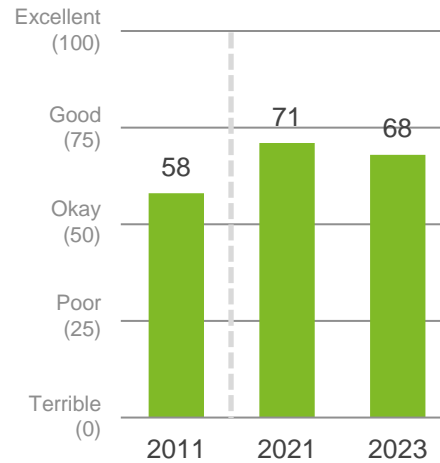
Performance ratings

% of respondents



Trend Analysis

Performance Index Score



MARKYT Industry Standards

Performance Index Score



Shire of Dardanup	68
Industry High	81
Industry Average	65

Variances across the community

Performance Index Score

Total	Home owner	Renting/other	Male	Female	No children	Have child 0-4	Have child 5-11	Have child 12-17	Have child 18+	18-34 years	35-49 years	50-64 years	65+ years	Disability	First Nations#	LOTE#	Burekup	Dardanup / Dardanup West	Eaton / Millbridge	Ferguson Valley	Other areas
68	68	72	65	71	72	64	64	62	68	65	62	70	75	69	61	68	50	60	72	56	62

Q. How would you rate performance in the following areas?

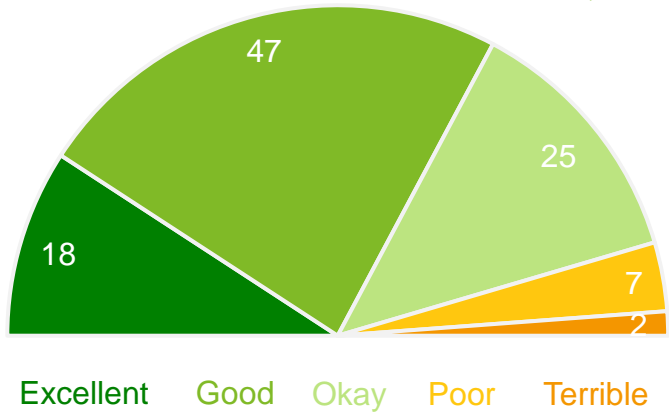
Base: All respondents, excludes 'unsure' and 'no response' (n = 892).

* Positive Rating = excellent, good + okay # Small sample size (<20 respondents)

Eaton Recreation Centre

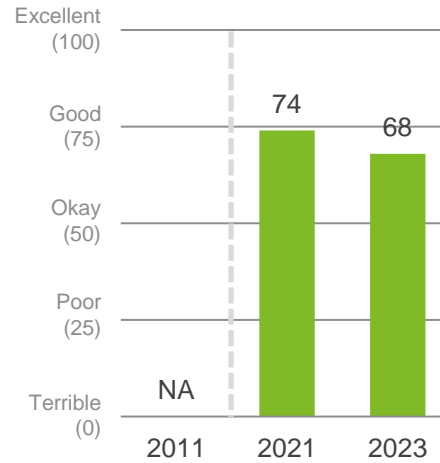
Performance ratings

% of respondents



Trend Analysis

Performance Index Score



MARKYT Industry Standards

Performance Index Score



Shire of Dardanup	68
Industry High	83
Industry Average	69

Variations across the community

Performance Index Score

Total	Home owner	Renting/other	Male	Female	No children	Have child 0-4	Have child 5-11	Have child 12-17	Have child 18+	18-34 years	35-49 years	50-64 years	65+ years	Disability	First Nations#	LOTE#	Burekup	Dardanup / Dardanup West	Eaton / Millbridge	Ferguson Valley	Other areas
68	68	72	65	71	71	65	65	63	69	66	62	70	75	70	50	69	71	60	69	65	68

Q. How would you rate performance in the following areas?

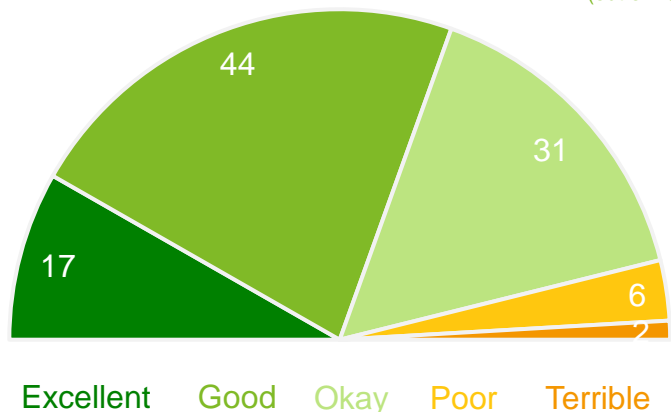
Base: All respondents, excludes 'unsure' and 'no response' (n = 731).

* Positive Rating = excellent, good + okay # Small sample size (<20 respondents)

Festivals, events, art and cultural activities

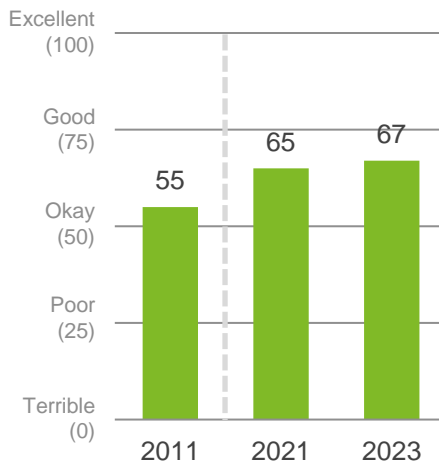
Performance ratings

% of respondents



Trend Analysis

Performance Index Score



MARKYT Industry Standards

Performance Index Score



Shire of Dardanup	67
Industry High	73
Industry Average	62

Variances across the community

Performance Index Score

Total	Home owner	Renting/other	Male	Female	No children	Have child 0-4	Have child 5-11	Have child 12-17	Have child 18+	18-34 years	35-49 years	50-64 years	65+ years	Disability	First Nations#	LOTE#	Burekup	Dardanup / Dardanup West	Eaton / Millbridge	Ferguson Valley	Other areas
67	67	67	61	73	68	67	71	66	65	67	64	67	70	69	59	57	63	71	67	66	68

Q. How would you rate performance in the following areas?

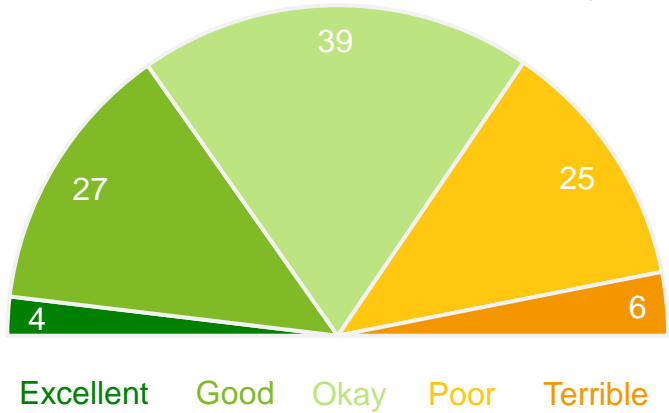
Base: All respondents, excludes 'unsure' and 'no response' (n = 866).

* Positive Rating = excellent, good + okay # Small sample size (<20 respondents)

Community safety and crime prevention

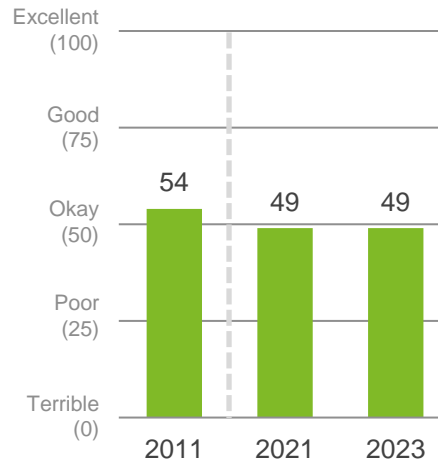
Performance ratings

% of respondents



Trend Analysis

Performance Index Score



MARKYT Industry Standards

Performance Index Score



Shire of Dardanup	49
Industry High	64
Industry Average	49

Variances across the community

Performance Index Score

Total	Home owner	Renting/other	Male	Female	No children	Have child 0-4	Have child 5-11	Have child 12-17	Have child 18+	18-34 years	35-49 years	50-64 years	65+ years	Disability	First Nations#	LOTE#	Burekup	Dardanup / Dardanup West	Eaton / Millbridge	Ferguson Valley	Other areas
49	50	46	46	53	51	50	50	44	41	49	44	48	57	44	29	55	50	50	49	50	48

Q. How would you rate performance in the following areas?

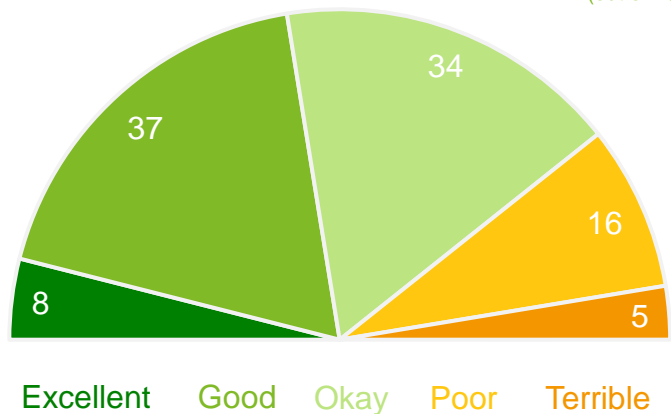
Base: All respondents, excludes 'unsure' and 'no response' (n = 800).

* Positive Rating = excellent, good + okay # Small sample size (<20 respondents)

Lighting of streets and public places

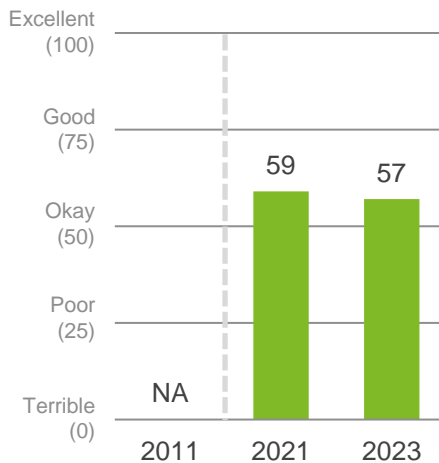
Performance ratings

% of respondents



Trend Analysis

Performance Index Score



MARKYT Industry Standards

Performance Index Score



Shire of Dardanup	57
Industry High	64
Industry Average	54

Variances across the community

Performance Index Score

Total	Home owner	Renting/other	Male	Female	No children	Have child 0-4	Have child 5-11	Have child 12-17	Have child 18+	18-34 years	35-49 years	50-64 years	65+ years	Disability	First Nations#	LOTE#	Burekup	Dardanup / Dardanup West	Eaton / Millbridge	Ferguson Valley	Other areas
57	56	58	53	60	59	53	56	55	53	51	53	58	65	59	63	65	48	46	60	52	47

Q. How would you rate performance in the following areas?

Base: All respondents, excludes 'unsure' and 'no response' (n = 913).

* Positive Rating = excellent, good + okay # Small sample size (<20 respondents)

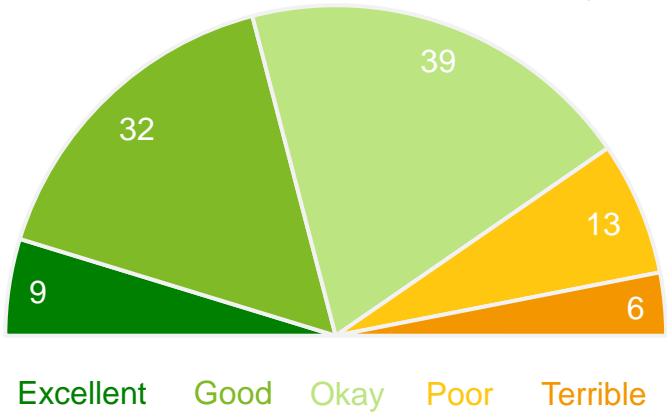
Animal management (dogs and cats)

Performance ratings

% of respondents

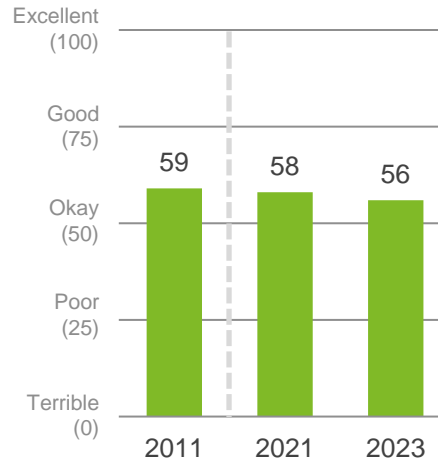
81%
Positive rating*

56
Performance Index Score
(out of 100)



Trend Analysis

Performance Index Score



MARKYT Industry Standards

Performance Index Score



Shire of Dardanup	56
Industry High	67
Industry Average	54

Variations across the community

Performance Index Score

Total	Home owner	Renting/other	Male	Female	No children	Have child 0-4	Have child 5-11	Have child 12-17	Have child 18+	18-34 years	35-49 years	50-64 years	65+ years	Disability	First Nations#	LOTE#	Burekup	Dardanup / Dardanup West	Eaton / Millbridge	Ferguson Valley	Other areas
56	56	60	53	61	56	58	61	55	55	55	56	58	59	57	56	55	55	49	58	57	50

Q. How would you rate performance in the following areas?

Base: All respondents, excludes 'unsure' and 'no response' (n = 816).

* Positive Rating = excellent, good + okay # Small sample size (<20 respondents)

Environment

Efforts to promote and adopt sustainable practices to manage climate change

Performance ratings

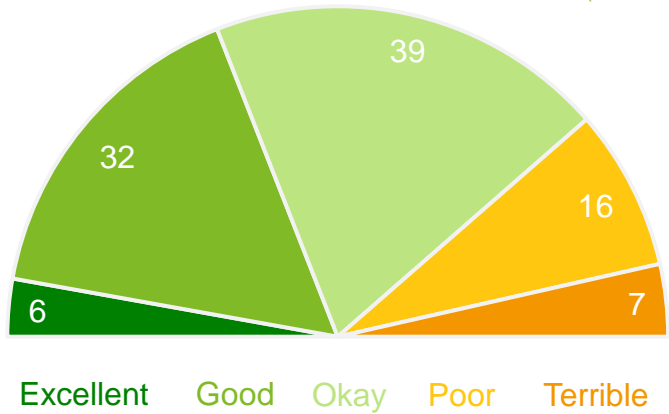
% of respondents

77%

53

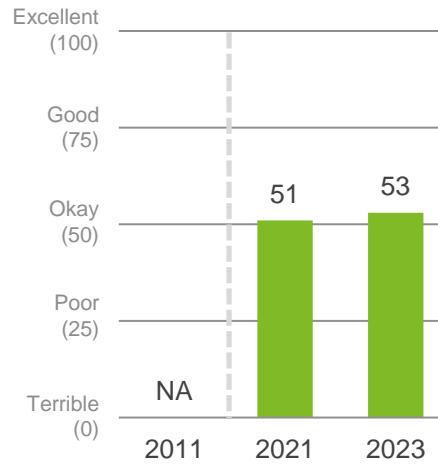
Positive rating*

Performance Index Score (out of 100)



Trend Analysis

Performance Index Score



MARKYT Industry Standards

Performance Index Score



Shire of Dardanup	53
Industry High	68
Industry Average	49

Variances across the community

Performance Index Score

Total	Home owner	Renting/other	Male	Female	No children	Have child 0-4	Have child 5-11	Have child 12-17	Have child 18+	18-34 years	35-49 years	50-64 years	65+ years	Disability	First Nations#	LOTE#	Burekup	Dardanup / Dardanup West	Eaton / Millbridge	Ferguson Valley	Other areas
53	54	52	50	57	54	54	57	55	52	49	54	53	59	58	59	56	53	38	58	45	40

Q. How would you rate performance in the following areas?

Base: All respondents, excludes 'unsure' and 'no response' (n = 657).

* Positive Rating = excellent, good + okay # Small sample size (<20 respondents)

Conservation and environmental management

Performance ratings

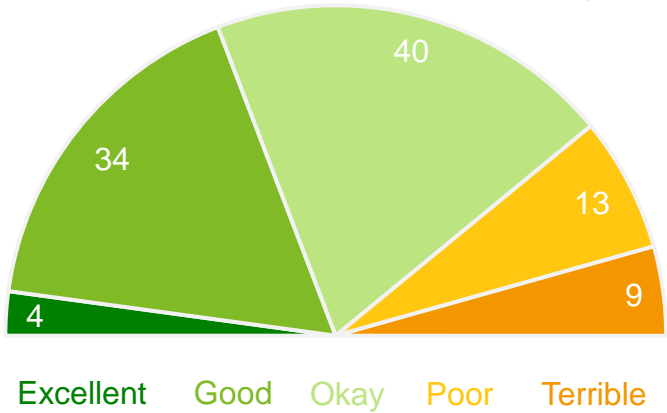
% of respondents

78%

Positive rating*

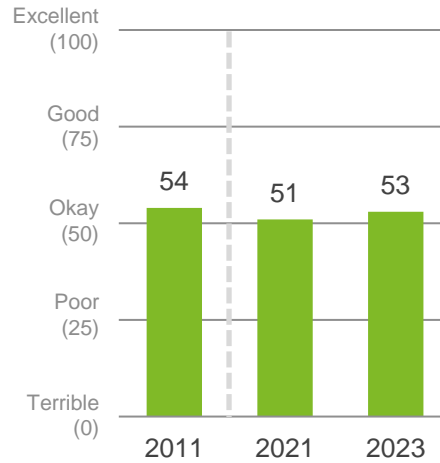
53

Performance Index Score (out of 100)



Trend Analysis

Performance Index Score



MARKYT Industry Standards

Performance Index Score



Shire of Dardanup	53
Industry High	68
Industry Average	53

Variations across the community

Performance Index Score

Total	Home owner	Renting/other	Male	Female	No children	Have child 0-4	Have child 5-11	Have child 12-17	Have child 18+	18-34 years	35-49 years	50-64 years	65+ years	Disability	First Nations#	LOTE#	Burekup	Dardanup / Dardanup West	Eaton / Millbridge	Ferguson Valley	Other areas
53	53	55	51	56	54	51	55	50	51	50	52	51	59	57	57	56	54	35	59	38	31

Q. How would you rate performance in the following areas?

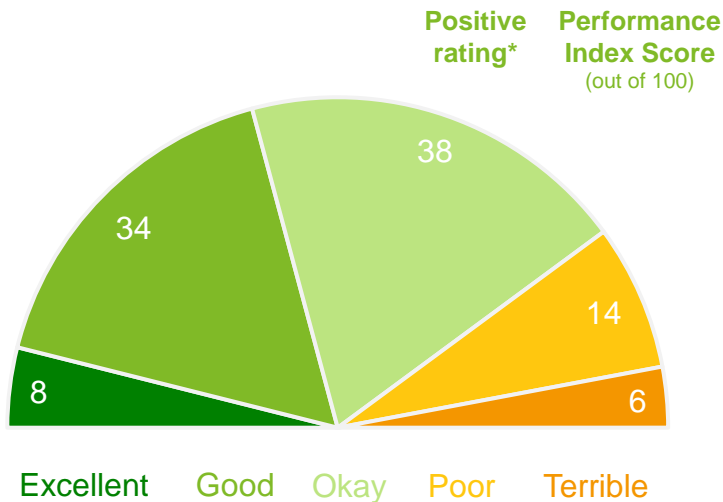
Base: All respondents, excludes 'unsure' and 'no response' (n = 760).

* Positive Rating = excellent, good + okay # Small sample size (<20 respondents)

Maintaining and enhancing the river and waterways

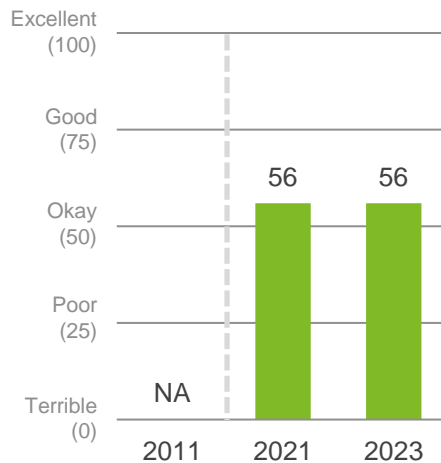
Performance ratings

% of respondents



Trend Analysis

Performance Index Score



MARKYT Industry Standards

Performance Index Score



Shire of Dardanup	56
Industry High	68
Industry Average	53

Variances across the community

Performance Index Score

Total	Home owner	Renting/other	Male	Female	No children	Have child 0-5	Have child 6-12	Have child 13-17	Have child 18+	18-34 years	35-49 years	50-64 years	65+ years	Disability	First Nations#	LOTE#	Burekup	Dardanup / Dardanup West	Eaton / Millbridge	Ferguson Valley	Other areas
56	56	60	52	61	57	54	59	54	54	50	55	55	63	58	55	59	55	37	61	42	36

Q. How would you rate performance in the following areas?

Base: All respondents, excludes 'unsure' and 'no response' (n = 788).

* Positive Rating = excellent, good + okay # Small sample size (<20 respondents)

Waste management

Performance ratings

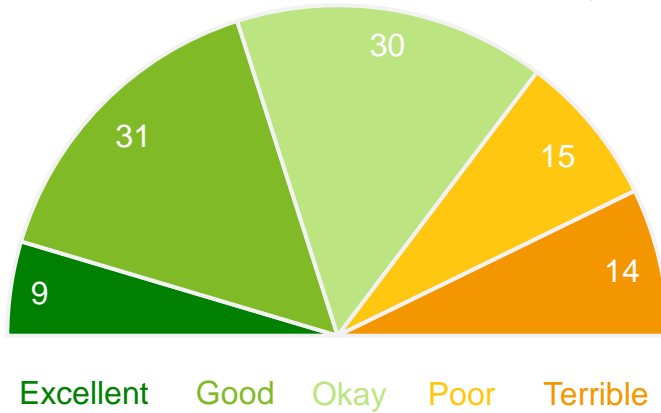
% of respondents

71%

51

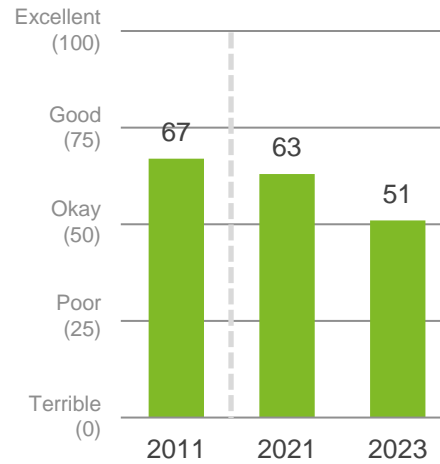
Positive rating*

Performance Index Score (out of 100)



Trend Analysis

Performance Index Score



MARKYT Industry Standards

Performance Index Score



Shire of Dardanup	51
Industry High	77
Industry Average	63

Variations across the community

Performance Index Score

Total	Home owner	Renting/other	Male	Female	No children	Have child 0-4	Have child 5-11	Have child 12-17	Have child 18+	18-34 years	35-49 years	50-64 years	65+ years	Disability	First Nations#	LOTE#	Burekup	Dardanup / Dardanup West	Eaton / Millbridge	Ferguson Valley	Other areas
51	50	64	49	54	57	42	47	49	44	48	46	49	62	54	51	60	48	32	59	18	19

Q. How would you rate performance in the following areas?

Base: All respondents, excludes 'unsure' and 'no response' (n = 901).

* Positive Rating = excellent, good + okay # Small sample size (<20 respondents)

Environmental health management

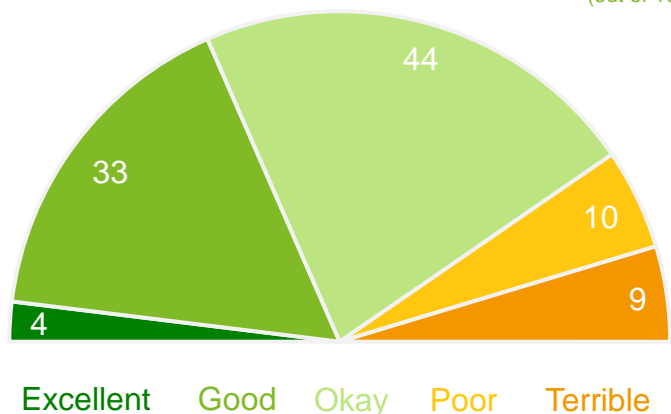
(noise, pollution, pests, food inspections, etc)

Performance ratings

% of respondents

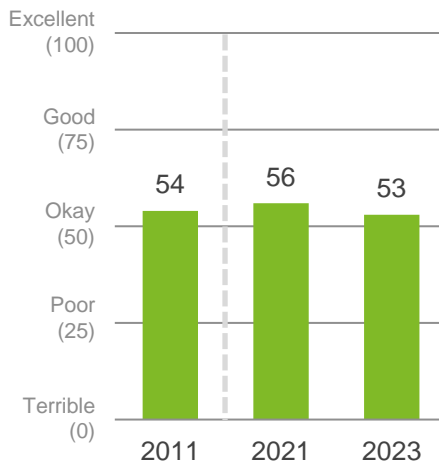


81% Positive rating*
53 Performance Index Score (out of 100)



Trend Analysis

Performance Index Score



MARKYT Industry Standards

Performance Index Score



Shire of Dardanup	53
Industry High	64
Industry Average	55

Variances across the community

Performance Index Score

Total	Home owner	Renting/other	Male	Female	No children	Have child 0-4	Have child 5-11	Have child 12-17	Have child 18+	18-34 years	35-49 years	50-64 years	65+ years	Disability	First Nations#	LOTE#	Burekup	Dardanup / Dardanup West	Eaton / Millbridge	Ferguson Valley	Other areas
53	53	59	50	57	53	52	55	57	50	49	53	53	58	53	46	61	62	42	56	43	41

Q. How would you rate performance in the following areas?

Base: All respondents, excludes 'unsure' and 'no response' (n = 676).

* Positive Rating = excellent, good + okay # Small sample size (<20 respondents)

Natural disaster management

(education, prevention and relief for fires, flooding, etc)

Performance ratings

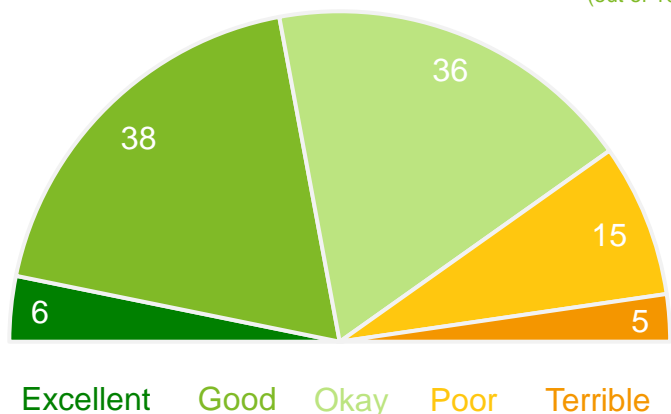
% of respondents

80%

57

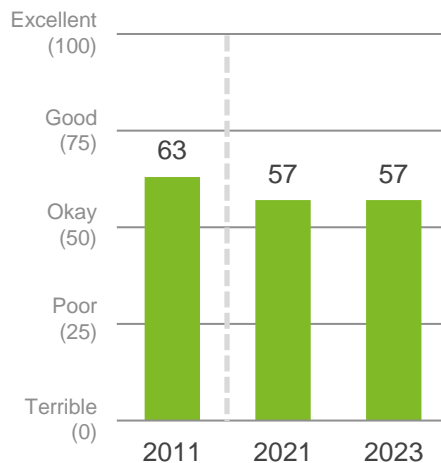
Positive rating*

Performance Index Score (out of 100)



Trend Analysis

Performance Index Score



MARKYT Industry Standards

Performance Index Score



Shire of Dardanup	57
Industry High	69
Industry Average	55

Variances across the community

Performance Index Score

Total	Home owner	Renting/other	Male	Female	No children	Have child 0-4	Have child 5-11	Have child 12-17	Have child 18+	18-34 years	35-49 years	50-64 years	65+ years	Disability	First Nations#	LOTE#	Burekup	Dardanup / Dardanup West	Eaton / Millbridge	Ferguson Valley	Other areas
57	56	61	53	61	59	50	58	60	56	54	54	56	62	58	58	63	60	47	59	57	48

Q. How would you rate performance in the following areas?

Base: All respondents, excludes 'unsure' and 'no response' (n = 542).

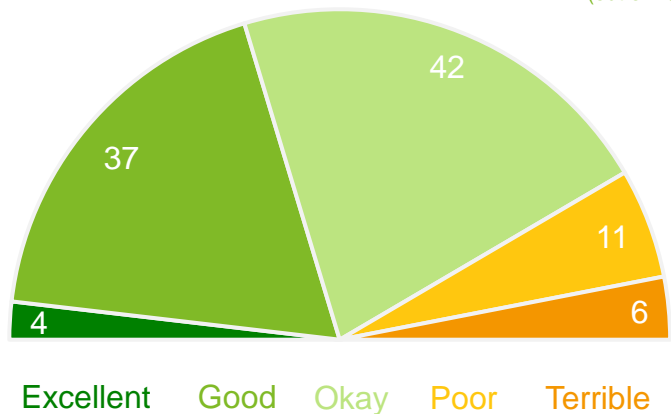
* Positive Rating = excellent, good + okay # Small sample size (<20 respondents)

Amenity

Managing responsible growth and development

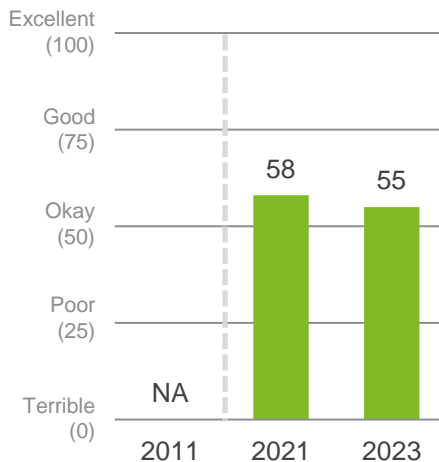
Performance ratings

% of respondents



Trend Analysis

Performance Index Score



MARKYT Industry Standards

Performance Index Score



Shire of Dardanup	55
Industry High	58
Industry Average	47

Variations across the community

Performance Index Score

Total	Home owner	Renting/other	Male	Female	No children	Have child 0-4	Have child 5-11	Have child 12-17	Have child 18+	18-34 years	35-49 years	50-64 years	65+ years	Disability	First Nations#	LOTE#	Burekup	Dardanup / Dardanup West	Eaton / Millbridge	Ferguson Valley	Other areas
55	55	58	52	60	58	49	55	55	56	51	53	55	64	55	45	54	55	42	59	48	41

Q. How would you rate performance in the following areas?

Base: All respondents, excludes 'unsure' and 'no response' (n = 716).

* Positive Rating = excellent, good + okay # Small sample size (<20 respondents)

Planning and building approvals

Performance ratings

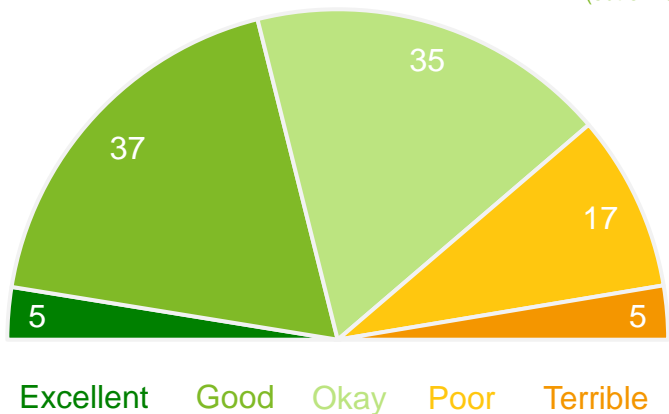
% of respondents

77%

55

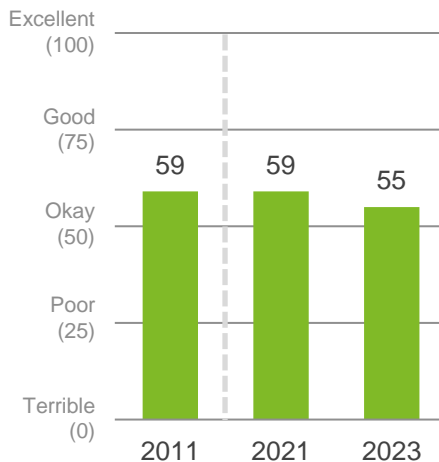
Positive rating*

Performance Index Score (out of 100)



Trend Analysis

Performance Index Score



MARKYT Industry Standards

Performance Index Score



Shire of Dardanup	55
Industry High	56
Industry Average	44

Variations across the community

Performance Index Score

Total	Home owner	Renting/other	Male	Female	No children	Have child 0-4	Have child 5-11	Have child 12-17	Have child 18+	18-34 years	35-49 years	50-64 years	65+ years	Disability	First Nations#	LOTE#	Burekup	Dardanup / Dardanup West	Eaton / Millbridge	Ferguson Valley	Other areas
55	55	49	52	59	55	51	62	58	56	47	57	55	61	54	56	53	57	45	59	49	45

Q. How would you rate performance in the following areas?

Base: All respondents, excludes 'unsure' and 'no response' (n = 611).

* Positive Rating = excellent, good + okay # Small sample size (<20 respondents)

Access to housing that meets your needs

Performance ratings

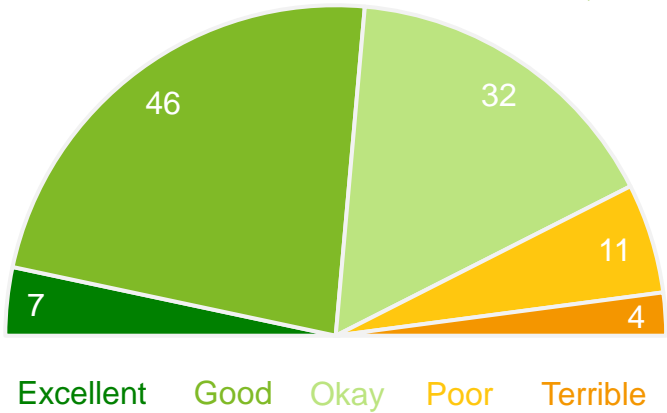
% of respondents

85%

Positive rating*

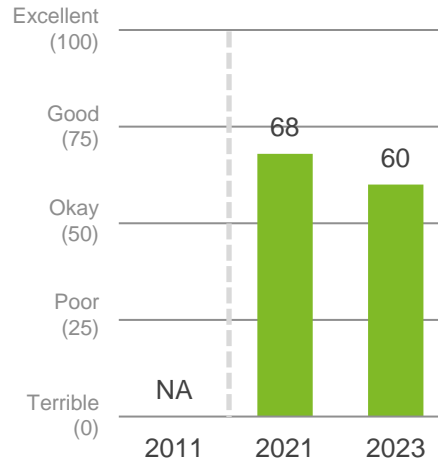
60

Performance Index Score (out of 100)



Trend Analysis

Performance Index Score



MARKYT Industry Standards

Performance Index Score



Shire of Dardanup	60
Industry High	65
Industry Average	52

Variations across the community

Performance Index Score

Total	Home owner	Renting/other	Male	Female	No children	Have child 0-4	Have child 5-11	Have child 12-17	Have child 18+	18-34 years	35-49 years	50-64 years	65+ years	Disability	First Nations#	LOTE#	Burekup	Dardanup / Dardanup West	Eaton / Millbridge	Ferguson Valley	Other areas
60	61	51	59	62	60	59	63	59	57	57	61	59	63	60	59	66	62	55	62	51	56

Q. How would you rate performance in the following areas?

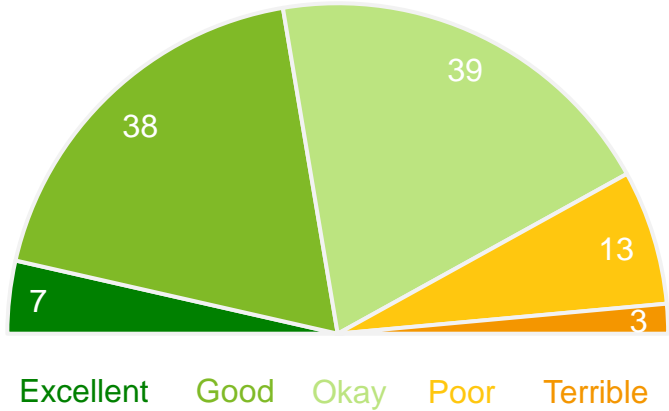
Base: All respondents, excludes 'unsure' and 'no response' (n = 568).

* Positive Rating = excellent, good + okay # Small sample size (<20 respondents)

Preserving and promoting local history and heritage

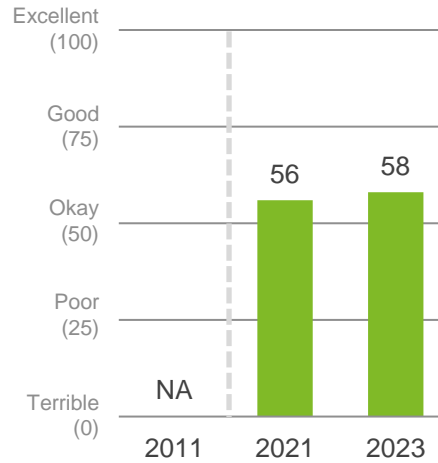
Performance ratings

% of respondents



Trend Analysis

Performance Index Score



MARKYT Industry Standards

Performance Index Score



Shire of Dardanup	58
Industry High	73
Industry Average	58

Variations across the community

Performance Index Score

Total	Home owner	Renting/other	Male	Female	No children	Have child 0-4	Have child 5-11	Have child 12-17	Have child 18+	18-34 years	35-49 years	50-64 years	65+ years	Disability	First Nations#	LOTE#	Burekup	Dardanup / Dardanup West	Eaton / Millbridge	Ferguson Valley	Other areas
58	58	56	56	61	59	56	62	60	54	54	56	59	63	59	49	56	55	62	57	64	63

Q. How would you rate performance in the following areas?

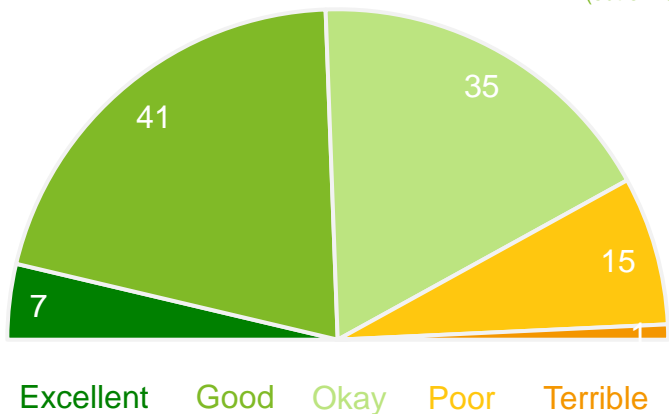
Base: All respondents, excludes 'unsure' and 'no response' (n = 640).

* Positive Rating = excellent, good + okay # Small sample size (<20 respondents)

Community buildings, halls and toilets

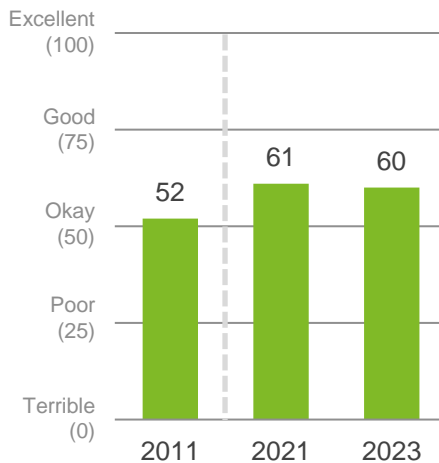
Performance ratings

% of respondents



Trend Analysis

Performance Index Score



MARKYT Industry Standards

Performance Index Score



Shire of Dardanup	60
Industry High	66
Industry Average	57

Variances across the community

Performance Index Score

Total	Home owner	Renting/other	Male	Female	No children	Have child 0-4	Have child 5-11	Have child 12-17	Have child 18+	18-34 years	35-49 years	50-64 years	65+ years	Disability	First Nations#	LOTE#	Burekup	Dardanup / Dardanup West	Eaton / Millbridge	Ferguson Valley	Other areas
60	60	59	57	63	61	61	60	57	57	59	55	60	65	58	53	58	50	54	61	65	63

Q. How would you rate performance in the following areas?

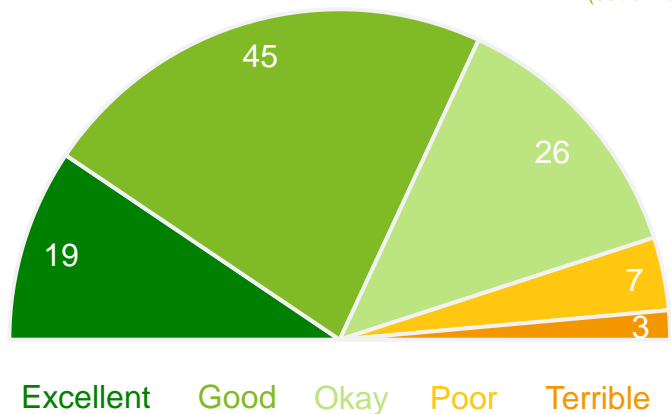
Base: All respondents, excludes 'unsure' and 'no response' (n = 863).

* Positive Rating = excellent, good + okay # Small sample size (<20 respondents)

Playgrounds, parks and reserves

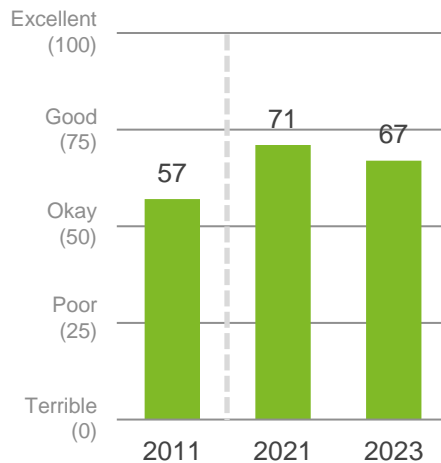
Performance ratings

% of respondents



Trend Analysis

Performance Index Score



MARKYT Industry Standards

Performance Index Score



Shire of Dardanup	67
Industry High	81
Industry Average	66

Variations across the community

Performance Index Score

Total	Home owner	Renting/other	Male	Female	No children	Have child 0-4	Have child 5-11	Have child 12-17	Have child 18+	18-34 years	35-49 years	50-64 years	65+ years	Disability	First Nations#	LOTE#	Burekup	Dardanup / Dardanup West	Eaton / Millbridge	Ferguson Valley	Other areas
67	67	69	64	72	71	62	63	62	66	65	60	70	75	69	60	64	52	61	70	68	60

Q. How would you rate performance in the following areas?

Base: All respondents, excludes 'unsure' and 'no response' (n = 918).

* Positive Rating = excellent, good + okay # Small sample size (<20 respondents)

Streetscapes, trees and verges

Performance ratings

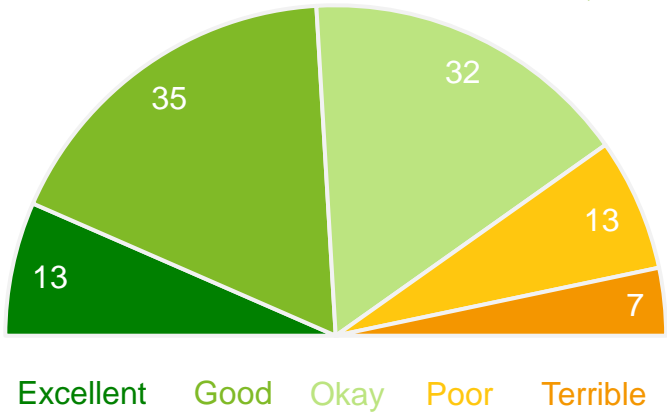
% of respondents

80%

59

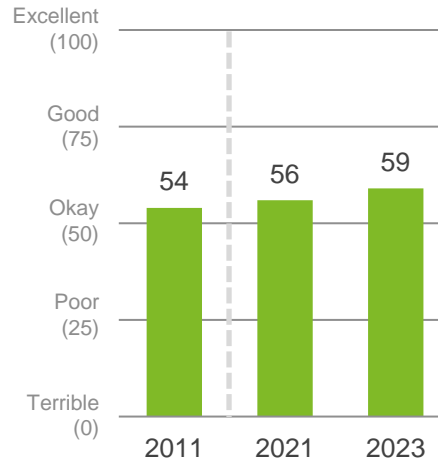
Positive rating*

Performance Index Score (out of 100)



Trend Analysis

Performance Index Score



MARKYT Industry Standards

Performance Index Score



Shire of Dardanup	59
Industry High	64
Industry Average	53

Variations across the community

Performance Index Score

Total	Home owner	Renting/other	Male	Female	No children	Have child 0-4	Have child 5-11	Have child 12-17	Have child 18+	18-34 years	35-49 years	50-64 years	65+ years	Disability	First Nations#	LOTE#	Burekup	Dardanup / Dardanup West	Eaton / Millbridge	Ferguson Valley	Other areas
59	58	62	55	63	58	58	60	56	61	57	56	58	65	60	59	60	47	51	61	62	56

Q. How would you rate performance in the following areas?

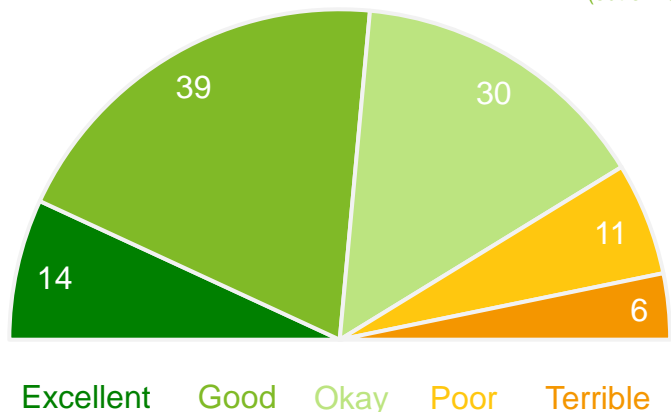
Base: All respondents, excludes 'unsure' and 'no response' (n = 915).

* Positive Rating = excellent, good + okay # Small sample size (<20 respondents)

Footpaths, trails and cycleways

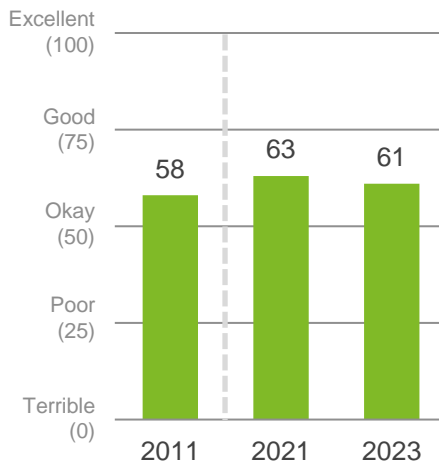
Performance ratings

% of respondents



Trend Analysis

Performance Index Score



MARKYT Industry Standards

Performance Index Score



Shire of Dardanup	61
Industry High	68
Industry Average	53

Variations across the community

Performance Index Score

Total	Home owner	Renting/other	Male	Female	No children	Have child 0-4	Have child 5-11	Have child 12-17	Have child 18+	18-34 years	35-49 years	50-64 years	65+ years	Disability	First Nations#	LOTE#	Burekup	Dardanup / Dardanup West	Eaton / Millbridge	Ferguson Valley	Other areas
61	60	64	58	64	62	58	59	58	61	58	60	60	65	64	55	64	45	43	65	64	49

Q. How would you rate performance in the following areas?

Base: All respondents, excludes 'unsure' and 'no response' (n = 908).

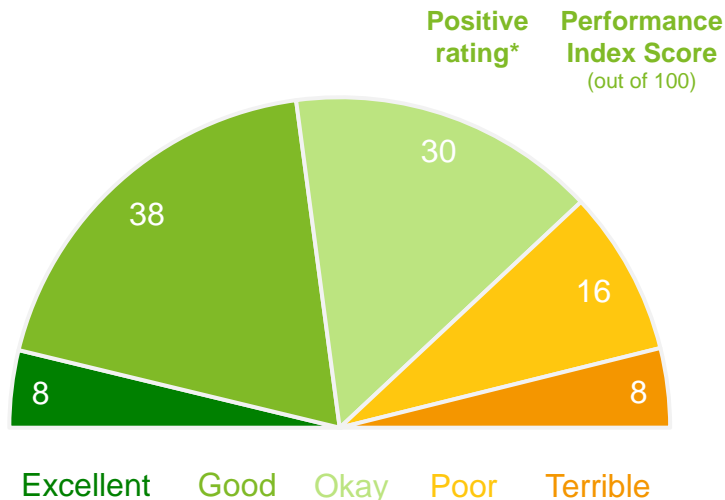
* Positive Rating = excellent, good + okay # Small sample size (<20 respondents)

Building and maintaining local roads

Performance ratings

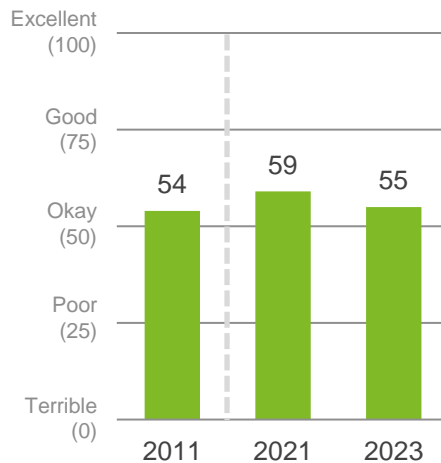
% of respondents

76% Positive rating*
55 Performance Index Score (out of 100)



Trend Analysis

Performance Index Score



MARKYT Industry Standards

Performance Index Score



Shire of Dardanup	55
Industry High	67
Industry Average	48

Variances across the community

Performance Index Score

Total	Home owner	Renting/other	Male	Female	No children	Have child 0-4	Have child 5-11	Have child 12-17	Have child 18+	18-34 years	35-49 years	50-64 years	65+ years	Disability	First Nations#	LOTE#	Burekup	Dardanup / Dardanup West	Eaton / Millbridge	Ferguson Valley	Other areas
55	55	59	49	62	55	56	60	55	48	51	54	55	62	57	49	70	52	40	60	51	38

Q. How would you rate performance in the following areas?

Base: All respondents, excludes 'unsure' and 'no response' (n = 911).

* Positive Rating = excellent, good + okay # Small sample size (<20 respondents)

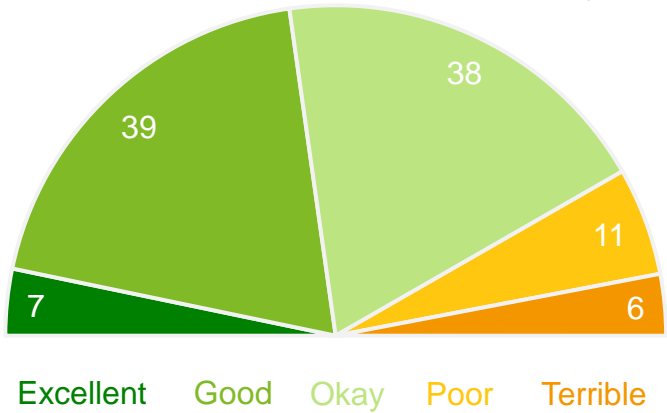
Traffic management on local roads

Performance ratings

% of respondents

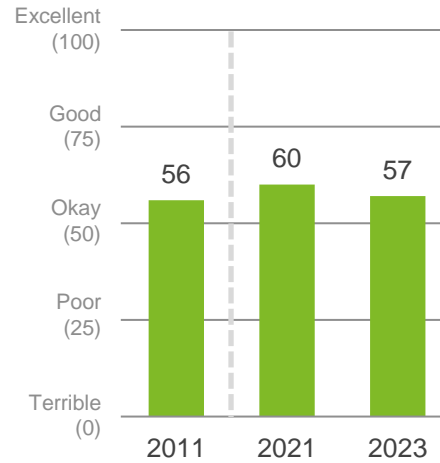
83%
Positive rating*

57
Performance Index Score (out of 100)



Trend Analysis

Performance Index Score



MARKYT Industry Standards

Performance Index Score



Shire of Dardanup	57
Industry High	63
Industry Average	53

Variations across the community

Performance Index Score

Total	Home owner	Renting/other	Male	Female	No children	Have child 0-4	Have child 5-11	Have child 12-17	Have child 18+	18-34 years	35-49 years	50-64 years	65+ years	Disability	First Nations#	LOTE#	Burekup	Dardanup / Dardanup West	Eaton / Millbridge	Ferguson Valley	Other areas
57	57	57	53	62	57	58	60	57	56	54	56	58	62	59	50	48	60	43	61	57	46

Q. How would you rate performance in the following areas?

Base: All respondents, excludes 'unsure' and 'no response' (n = 890).

* Positive Rating = excellent, good + okay # Small sample size (<20 respondents)

Boat ramps

Performance ratings

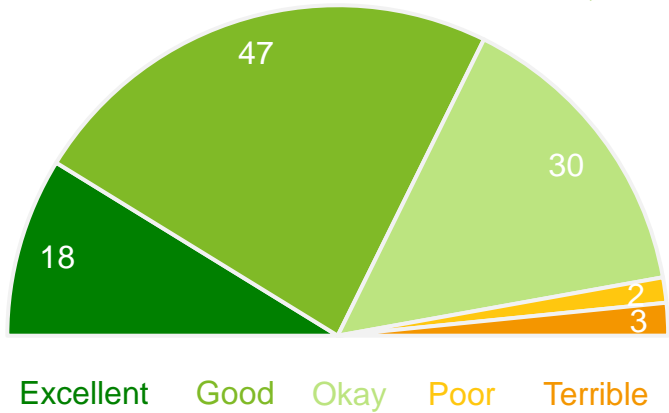
% of respondents

94%

Positive rating*

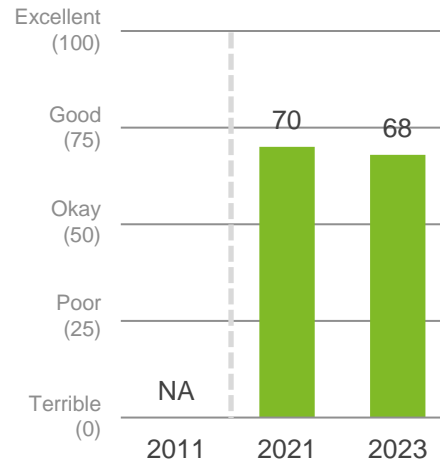
68

Performance Index Score (out of 100)



Trend Analysis

Performance Index Score



MARKYT Industry Standards

Performance Index Score



Shire of Dardanup	68
Industry High	71
Industry Average	59

Variations across the community

Performance Index Score

Total	Home owner	Renting/other	Male	Female	No children	Have child 0-4	Have child 5-11	Have child 12-17	Have child 18+	18-34 years	35-49 years	50-64 years	65+ years	Disability	First Nations#	LOTE#	Burekup	Dardanup / Dardanup West	Eaton / Millbridge	Ferguson Valley	Other areas
68	69	65	65	72	69	68	68	68	65	66	66	68	73	71	66	63	68	62	69	64	74

Q. How would you rate performance in the following areas?

Base: All respondents, excludes 'unsure' and 'no response' (n = 524).

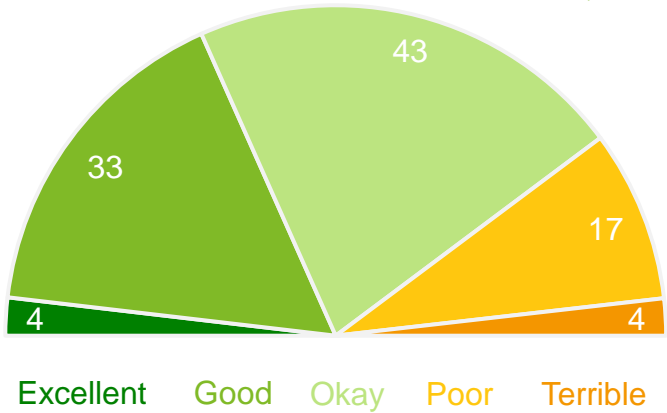
* Positive Rating = excellent, good + okay # Small sample size (<20 respondents)

Prosperity

Economic development and job creation

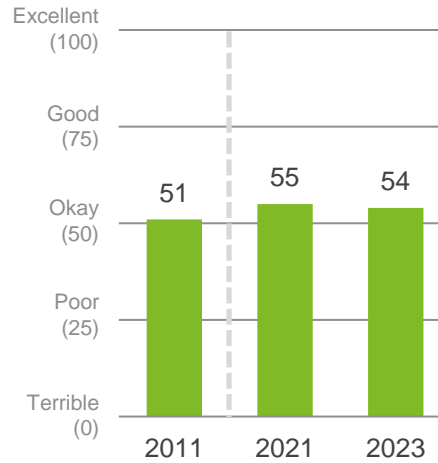
Performance ratings

% of respondents



Trend Analysis

Performance Index Score



MARKYT Industry Standards

Performance Index Score



Shire of Dardanup	54
Industry High	56
Industry Average	42

Variances across the community

Performance Index Score

Total	Home owner	Renting/other	Male	Female	No children	Have child 0-4	Have child 5-11	Have child 12-17	Have child 18+	18-34 years	35-49 years	50-64 years	65+ years	Disability	First Nations#	LOTE#	Burekup	Dardanup / Dardanup West	Eaton / Millbridge	Ferguson Valley	Other areas
54	54	59	52	57	55	52	55	53	54	55	51	53	59	55	42	65	51	40	58	45	48

Q. How would you rate performance in the following areas?

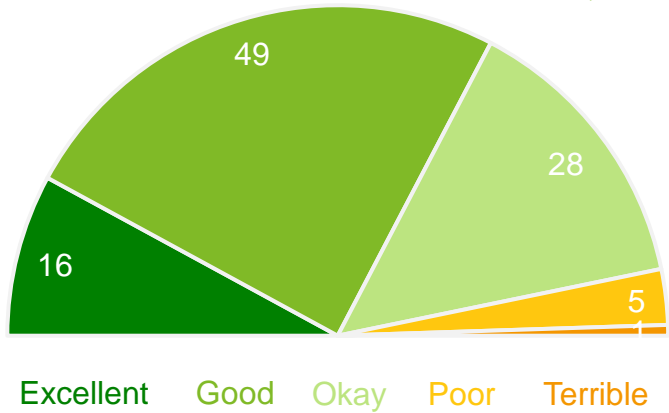
Base: All respondents, excludes 'unsure' and 'no response' (n = 566).

* Positive Rating = excellent, good + okay # Small sample size (<20 respondents)

Place to own or operate a business

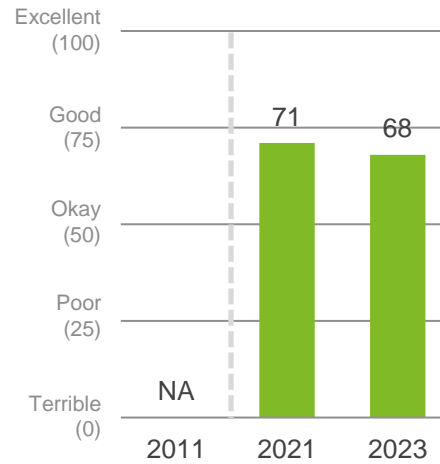
Performance ratings

% of respondents



Trend Analysis

Performance Index Score



MARKYT Industry Standards

Performance Index Score



Shire of Dardanup	68
Industry High	68
Industry Average	57

Variances across the community

Performance Index Score

Total	Home owner	Renting/other	Male	Female	No children	Have child 0-4	Have child 5-11	Have child 12-17	Have child 18+	18-34 years	35-49 years	50-64 years	65+ years	Disability	First Nations#	LOTE#	Burekup	Dardanup / Dardanup West	Eaton / Millbridge	Ferguson Valley	Other areas
68	69	66	66	71	70	64	72	67	70	67	65	69	74	71	55	66	67	66	70	60	67

Q. How would you rate performance in the following areas?

Base: All respondents, excludes 'unsure' and 'no response' (n = 486).

* Positive Rating = excellent, good + okay # Small sample size (<20 respondents)

Place to own or operate a business

Among local business owners and managers

Performance ratings

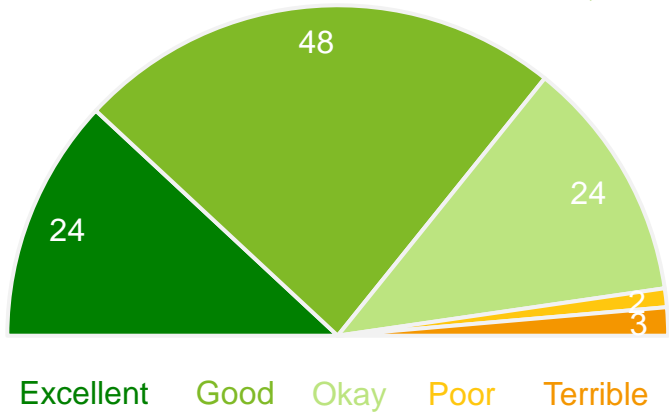
% of respondents

95%

Positive rating*

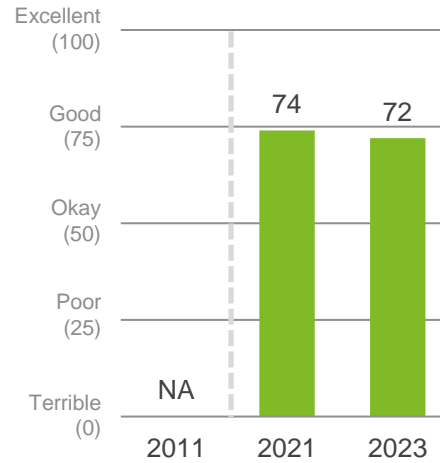
72

Performance Index Score (out of 100)



Trend Analysis

Performance Index Score



MARKYT Industry Standards

Performance Index Score



Shire of Dardanup	72
Industry High	79
Industry Average	68

Variations across the community

Performance Index Score

Not available

Q. How would you rate performance in the following areas?

Base: All respondents, excludes 'unsure' and 'no response' (n = 109). * Positive Rating = excellent, good + okay

Place to visit

Performance ratings

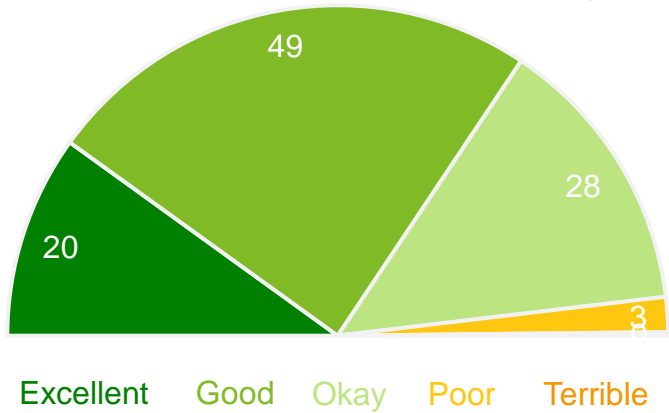
% of respondents

96%

Positive rating*

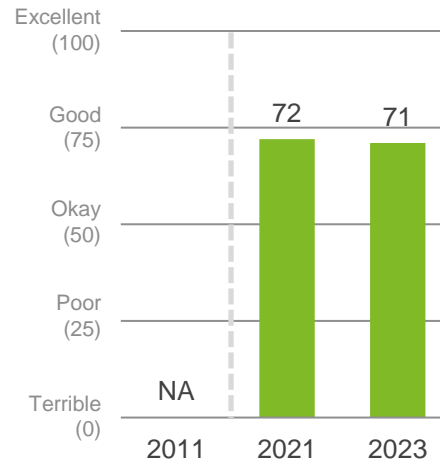
71

Performance Index Score (out of 100)



Trend Analysis

Performance Index Score



MARKYT Industry Standards

Performance Index Score



Shire of Dardanup	71
Industry High	87
Industry Average	69

Variations across the community

Performance Index Score

Total	Home owner	Renting/other	Male	Female	No children	Have child 0-4	Have child 5-11	Have child 12-17	Have child 18+	18-34 years	35-49 years	50-64 years	65+ years	Disability	First Nations#	LOTE#	Burekup	Dardanup / Dardanup West	Eaton / Millbridge	Ferguson Valley	Other areas
71	72	66	68	75	71	71	77	70	70	68	68	73	76	71	64	62	74	73	70	80	74

Q. How would you rate performance in the following areas?

Base: All respondents, excludes 'unsure' and 'no response' (n = 945).

* Positive Rating = excellent, good + okay # Small sample size (<20 respondents)

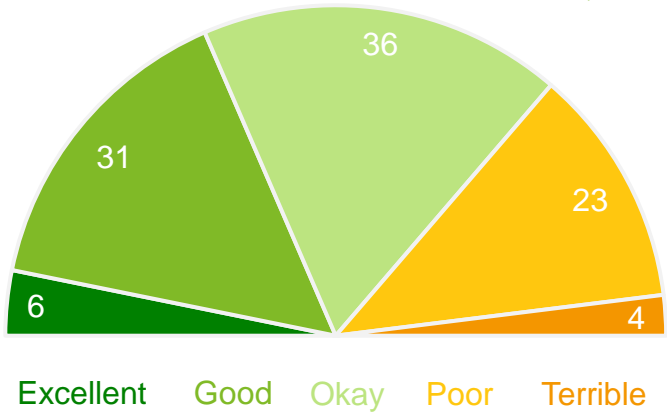
Tourism attractions and place marketing

Performance ratings

% of respondents

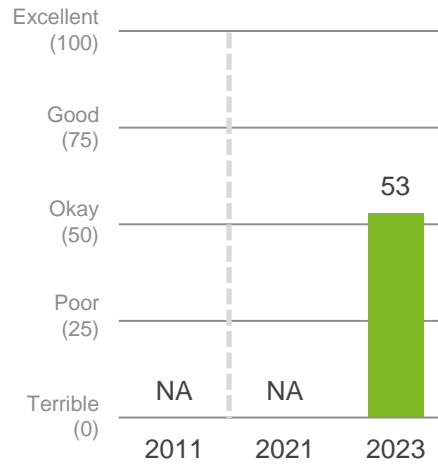
73%
Positive rating*

53
Performance Index Score
(out of 100)



Trend Analysis

Performance Index Score



MARKYT Industry Standards

Performance Index Score



Shire of Dardanup	53
Industry High	65
Industry Average	49

Variances across the community

Performance Index Score

Total	Home owner	Renting/other	Male	Female	No children	Have child 0-4	Have child 5-11	Have child 12-17	Have child 18+	18-34 years	35-49 years	50-64 years	65+ years	Disability	First Nations#	LOTE#	Burekup	Dardanup / Dardanup West	Eaton / Millbridge	Ferguson Valley	Other areas
53	53	56	49	58	55	51	57	46	49	52	49	54	59	54	50	45	54	57	52	55	54

Q. How would you rate performance in the following areas?

Base: All respondents, excludes 'unsure' and 'no response' (n = 770).

* Positive Rating = excellent, good + okay # Small sample size (<20 respondents)

How your local town centre is being developed

Performance ratings

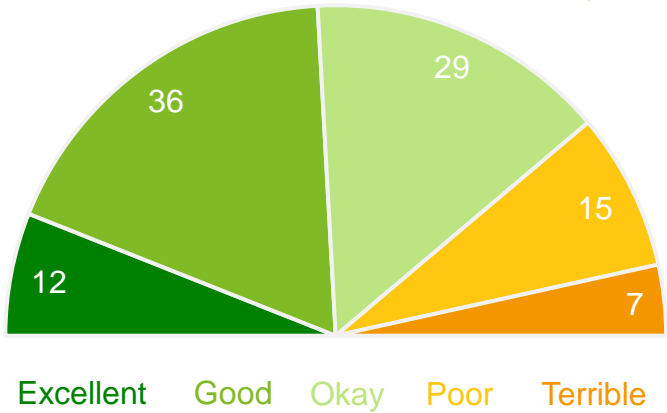
% of respondents

78%

58

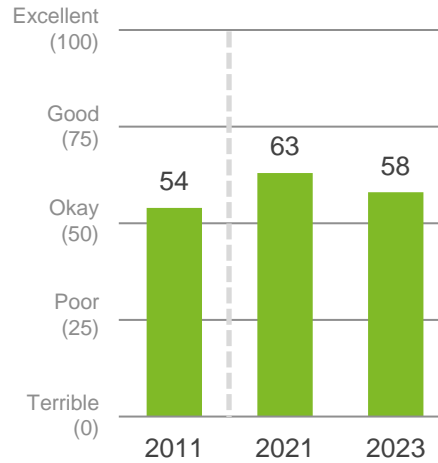
Positive rating*

Performance Index Score (out of 100)



Trend Analysis

Performance Index Score



MARKYT Industry Standards

Performance Index Score



Shire of Dardanup	58
Industry High	65
Industry Average	47

Variations across the community

Performance Index Score

Total	Home owner	Renting/other	Male	Female	No children	Have child 0-4	Have child 5-11	Have child 12-17	Have child 18+	18-34 years	35-49 years	50-64 years	65+ years	Disability	First Nations#	LOTE#	Burekup	Dardanup / Dardanup West	Eaton / Millbridge	Ferguson Valley	Other areas
58	58	60	54	62	60	55	55	53	56	56	54	56	65	59	53	67	31	40	64	48	44

Q. How would you rate performance in the following areas?

Base: All respondents, excludes 'unsure' and 'no response' (n = 871).

* Positive Rating = excellent, good + okay # Small sample size (<20 respondents)

Access to education, training and personal development opportunities

Performance ratings

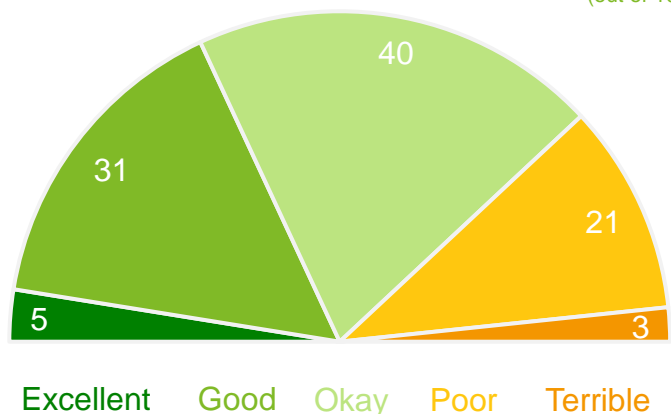
% of respondents

76%
Positive rating*

53
Performance Index Score
(out of 100)

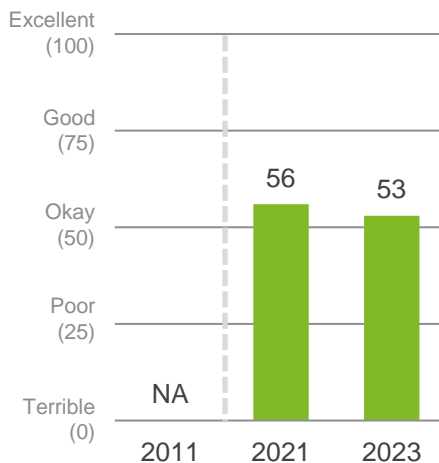
76%
Positive rating*

53
Performance Index Score
(out of 100)



Trend Analysis

Performance Index Score



MARKYT Industry Standards

Performance Index Score



Shire of Dardanup	53
Industry High	64
Industry Average	49

Variances across the community

Performance Index Score

Total	Home owner	Renting/other	Male	Female	No children	Have child 0-4	Have child 5-11	Have child 12-17	Have child 18+	18-34 years	35-49 years	50-64 years	65+ years	Disability	First Nations#	LOTE#	Burekup	Dardanup / Dardanup West	Eaton / Millbridge	Ferguson Valley	Other areas
53	54	52	51	57	55	51	56	52	50	49	50	54	65	56	53	56	51	42	56	51	58

Q. How would you rate performance in the following areas?

Base: All respondents, excludes 'unsure' and 'no response' (n = 614).

* Positive Rating = excellent, good + okay # Small sample size (<20 respondents)

Library services

Performance ratings

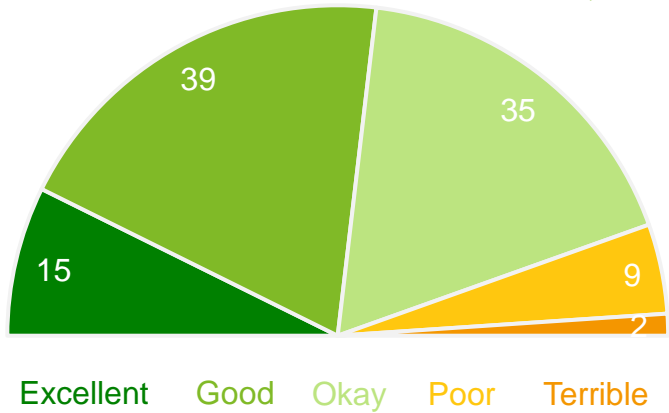
% of respondents

89%

Positive rating*

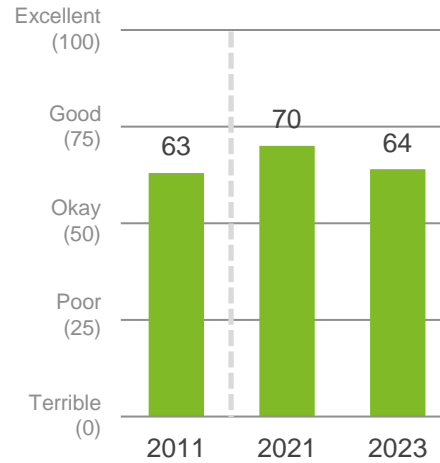
64

Performance Index Score (out of 100)



Trend Analysis

Performance Index Score



MARKYT Industry Standards

Performance Index Score



Shire of Dardanup	64
Industry High	82
Industry Average	71

Variations across the community

Performance Index Score

Total	Home owner	Renting/other	Male	Female	No children	Have child 0-4	Have child 5-11	Have child 12-17	Have child 18+	18-34 years	35-49 years	50-64 years	65+ years	Disability	First Nations#	LOTE#	Burekup	Dardanup / Dardanup West	Eaton / Millbridge	Ferguson Valley	Other areas
64	63	70	60	67	67	61	64	58	58	59	61	63	70	69	60	58	55	64	65	58	62

Q. How would you rate performance in the following areas?

Base: All respondents, excludes 'unsure' and 'no response' (n = 706).

* Positive Rating = excellent, good + okay # Small sample size (<20 respondents)

Leadership

Council's leadership

Performance ratings

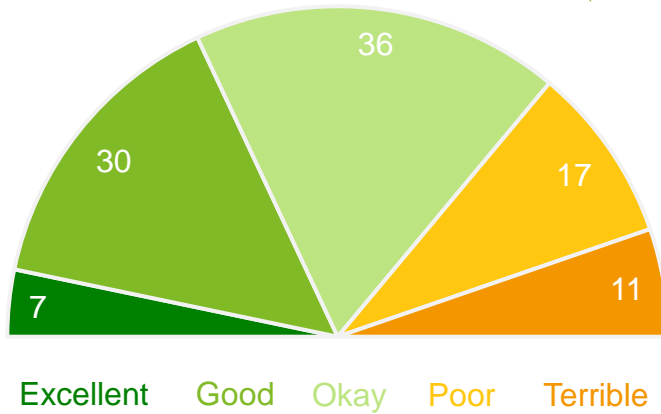
% of respondents

72%

51

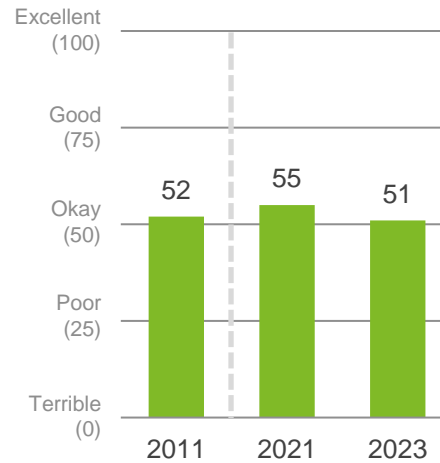
Positive rating*

Performance Index Score (out of 100)



Trend Analysis

Performance Index Score



MARKYT Industry Standards

Performance Index Score



Shire of Dardanup	51
Industry High	60
Industry Average	47

Variations across the community

Performance Index Score

Total	Home owner	Renting/other	Male	Female	No children	Have child 0-4	Have child 5-11	Have child 12-17	Have child 18+	18-34 years	35-49 years	50-64 years	65+ years	Disability	First Nations#	LOTE#	Burekup	Dardanup / Dardanup West	Eaton / Millbridge	Ferguson Valley	Other areas
51	51	52	47	56	55	41	49	50	49	42	46	52	63	53	44	56	51	33	57	45	39

Q. How would you rate performance in the following areas?

Base: All respondents, excludes 'unsure' and 'no response' (n = 672).

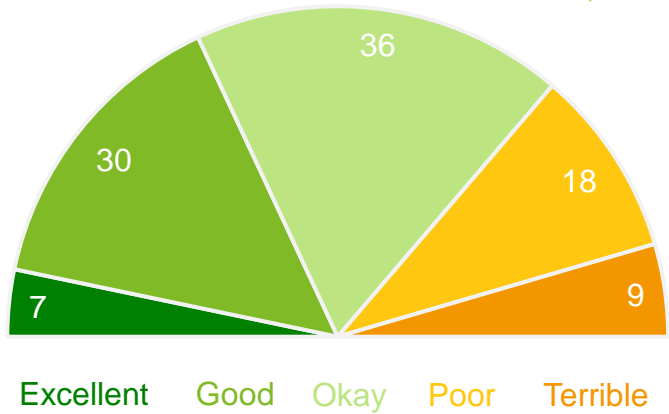
* Positive Rating = excellent, good + okay # Small sample size (<20 respondents)

Our Plan for the Future

that describes our vision, objectives and priority projects

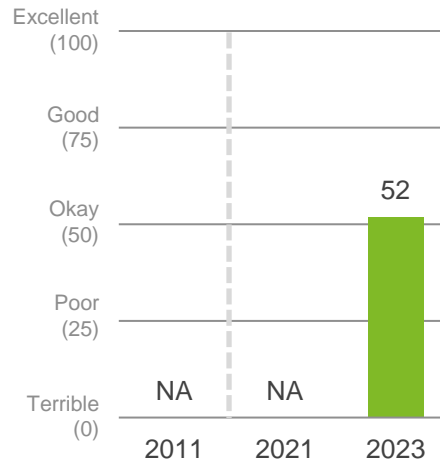
Performance ratings

% of respondents



Trend Analysis

Performance Index Score



MARKYT Industry Standards

Performance Index Score



Shire of Dardanup	52
Industry High	52
Industry Average	45

Variations across the community

Performance Index Score

Total	Home owner	Renting/other	Male	Female	No children	Have child 0-4	Have child 5-11	Have child 12-17	Have child 18+	18-34 years	35-49 years	50-64 years	65+ years	Disability	First Nations#	LOTE#	Burekup	Dardanup / Dardanup West	Eaton / Millbridge	Ferguson Valley	Other areas
52	51	58	47	58	54	49	53	51	45	47	48	54	61	51	46	58	52	35	56	48	45

Q. How would you rate performance in the following areas?

Base: All respondents, excludes 'unsure' and 'no response' (n = 477).

* Positive Rating = excellent, good + okay # Small sample size (<20 respondents)

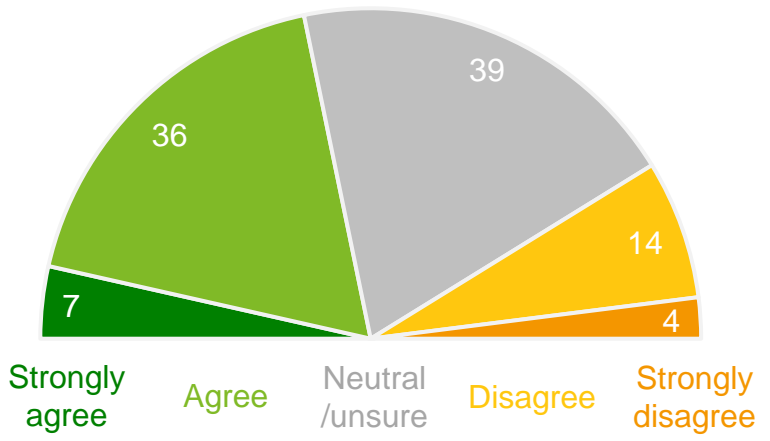
The Shire has developed and communicated a clear vision for the area

Level of agreement

% of respondents

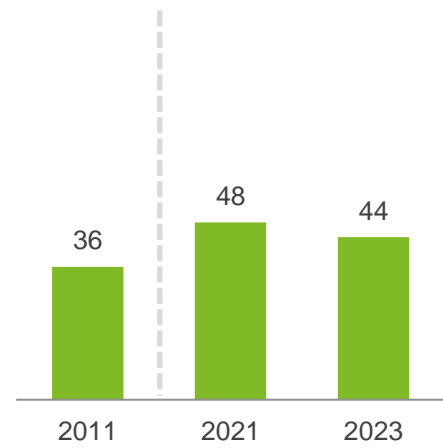
44%

Total Agree



Trend Analysis

% agree



MARKYT Industry Standards

% agree



Shire of Dardanup	44
Industry High	50
Industry Average	29

Variations across the community

% agree

Total	Home owner	Renting/other	Male	Female	No children	Have child 0-4	Have child 5-11	Have child 12-17	Have child 18+	18-34 years	35-49 years	50-64 years	65+ years	Disability	First Nations#	LOTE#	Burekup	Dardanup / Dardanup West	Eaton / Millbridge	Ferguson Valley	Other areas
44	44	43	39	49	48	39	46	39	39	32	39	42	61	39	26	34	28	30	49	37	22

Q. How strongly do you agree or disagree with the following statements?

Base: All respondents, excludes 'no response' (n = 958). # Small sample size (<20 respondents)

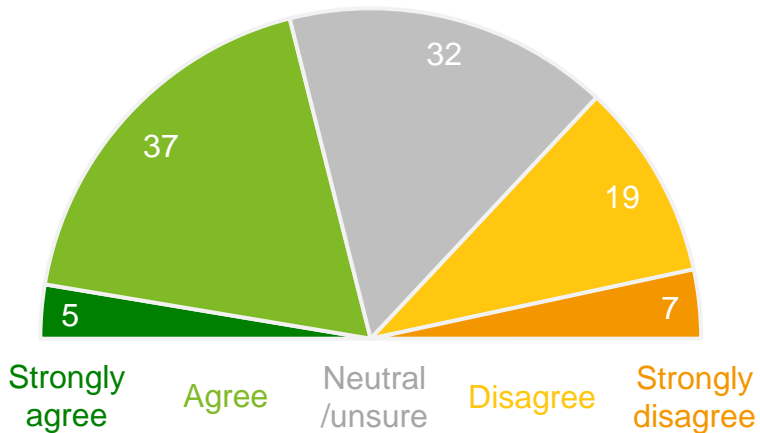
The Shire has a good understanding of community needs

Level of agreement

% of respondents

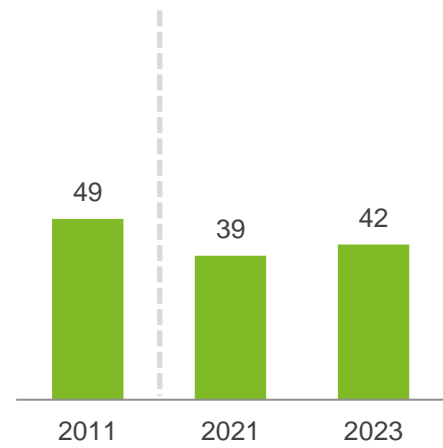
42%

Total Agree



Trend Analysis

% agree



MARKYT Industry Standards

% agree



Shire of Dardanup	42
Industry High	58
Industry Average	30

Variances across the community

% agree

Total	Home owner	Renting/other	Male	Female	No children	Have child 0-4	Have child 5-11	Have child 12-17	Have child 18+	18-34 years	35-49 years	50-64 years	65+ years	Disability	First Nations#	LOTE#	Burekup	Dardanup / Dardanup West	Eaton / Millbridge	Ferguson Valley	Other areas
42	42	45	36	49	47	40	44	33	31	37	34	41	57	43	34	66	35	18	50	31	11

Q. How strongly do you agree or disagree with the following statements?

Base: All respondents, excludes 'no response' (n = 962). # Small sample size (<20 respondents)

Advocacy and lobbying on behalf of the community to influence decisions, support local causes, etc

Performance ratings

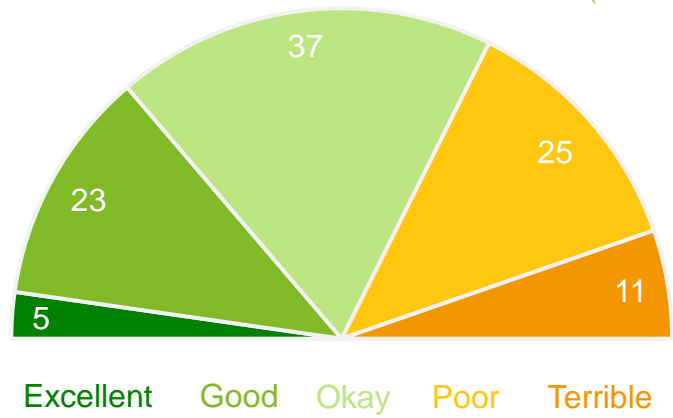
% of respondents

65%

47

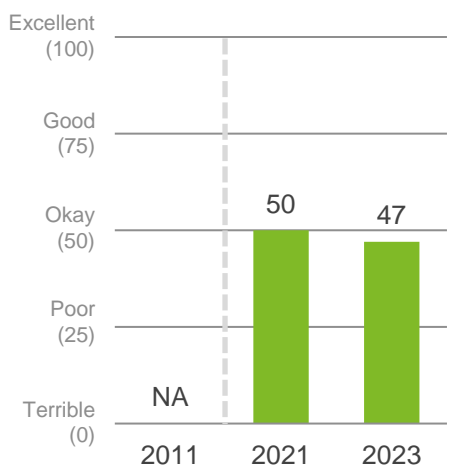
Positive rating*

Performance Index Score (out of 100)



Trend Analysis

Performance Index Score



MARKYT Industry Standards

Performance Index Score



Shire of Dardanup	47
Industry High	59
Industry Average	44

Variations across the community

Performance Index Score

Total	Home owner	Renting/other	Male	Female	No children	Have child 0-4	Have child 5-11	Have child 12-17	Have child 18+	18-34 years	35-49 years	50-64 years	65+ years	Disability	First Nations#	LOTE#	Burekup	Dardanup / Dardanup West	Eaton / Millbridge	Ferguson Valley	Other areas
47	46	50	43	51	50	42	44	47	42	41	41	46	58	49	41	57	49	30	52	36	32

Q. How would you rate performance in the following areas?

Base: All respondents, excludes 'unsure' and 'no response' (n = 582).

* Positive Rating = excellent, good + okay # Small sample size (<20 respondents)

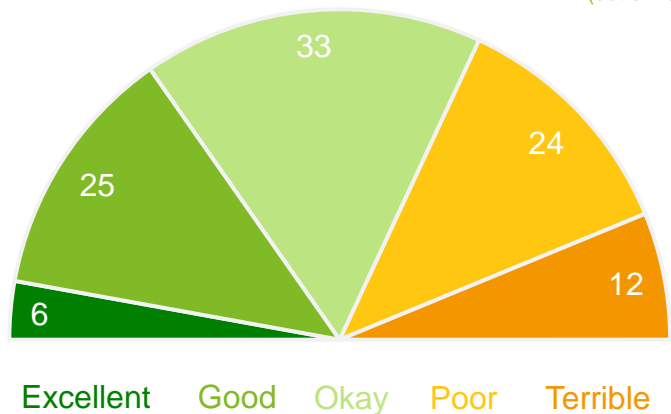
How the community is consulted on local issues

Performance ratings

% of respondents

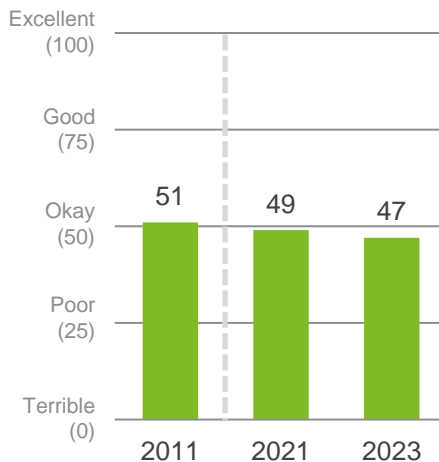
64%
Positive rating*

47
Performance Index Score
(out of 100)



Trend Analysis

Performance Index Score



MARKYT Industry Standards

Performance Index Score



Shire of Dardanup	47
Industry High	55
Industry Average	42

Variations across the community

Performance Index Score

Total	Home owner	Renting/other	Male	Female	No children	Have child 0-4	Have child 5-11	Have child 12-17	Have child 18+	18-34 years	35-49 years	50-64 years	65+ years	Disability	First Nations#	LOTE#	Burekup	Dardanup / Dardanup West	Eaton / Millbridge	Ferguson Valley	Other areas
47	47	50	42	52	49	45	48	43	41	41	43	46	58	52	42	48	47	31	52	39	28

Q. How would you rate performance in the following areas?

Base: All respondents, excludes 'unsure' and 'no response' (n = 766).

* Positive Rating = excellent, good + okay # Small sample size (<20 respondents)

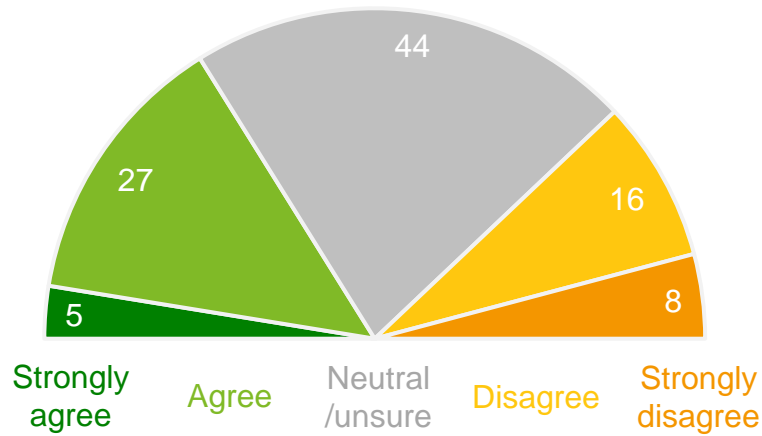
The Shire listens to and respects residents' views

Level of agreement

% of respondents

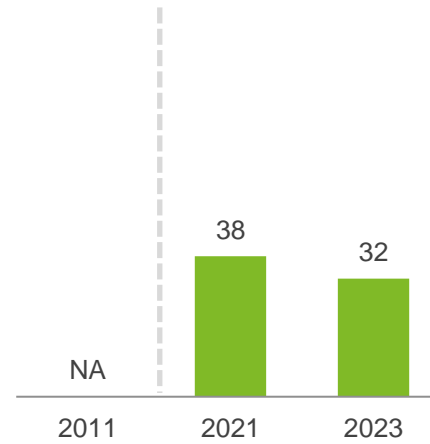
32%

Total Agree



Trend Analysis

% agree



MARKYT Industry Standards

% agree



Shire of Dardanup	32
Industry High	53
Industry Average	28

Variations across the community

% agree

Total	Home owner	Renting/other	Male	Female	No children	Have child 0-4	Have child 5-11	Have child 12-17	Have child 18+	18-34 years	35-49 years	50-64 years	65+ years	Disability	First Nations#	LOTE#	Burekup	Dardanup / Dardanup West	Eaton / Millbridge	Ferguson Valley	Other areas
32	32	32	30	35	35	32	30	22	27	25	24	32	48	34	26	61	43	13	37	18	10

Q. How strongly do you agree or disagree with the following statements?

Base: All respondents, excludes 'no response' (n = 963). # Small sample size (<20 respondents)

How the community is informed about what's happening in the local area

Performance ratings

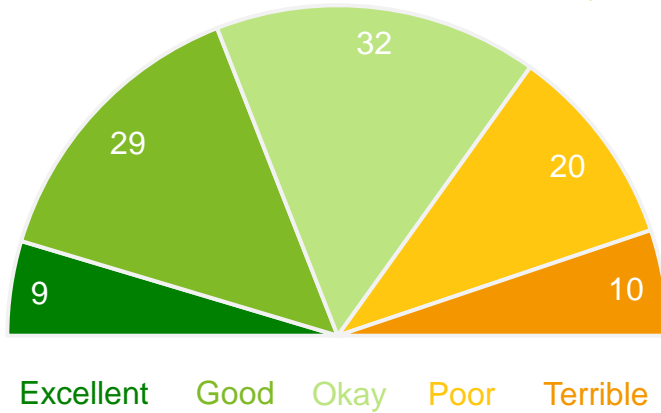
% of respondents

70%

52

Positive rating*

Performance Index Score (out of 100)



Trend Analysis

Performance Index Score



MARKYT Industry Standards

Performance Index Score



Shire of Dardanup	52
Industry High	62
Industry Average	47

Variations across the community

Performance Index Score

Total	Home owner	Renting/other	Male	Female	No children	Have child 0-4	Have child 5-11	Have child 12-17	Have child 18+	18-34 years	35-49 years	50-64 years	65+ years	Disability	First Nations#	LOTE#	Burekup	Dardanup / Dardanup West	Eaton / Millbridge	Ferguson Valley	Other areas
52	52	54	47	57	53	50	57	50	46	49	47	50	61	54	42	63	50	37	56	48	37

Q. How would you rate performance in the following areas?

Base: All respondents, excludes 'unsure' and 'no response' (n = 835).

* Positive Rating = excellent, good + okay # Small sample size (<20 respondents)

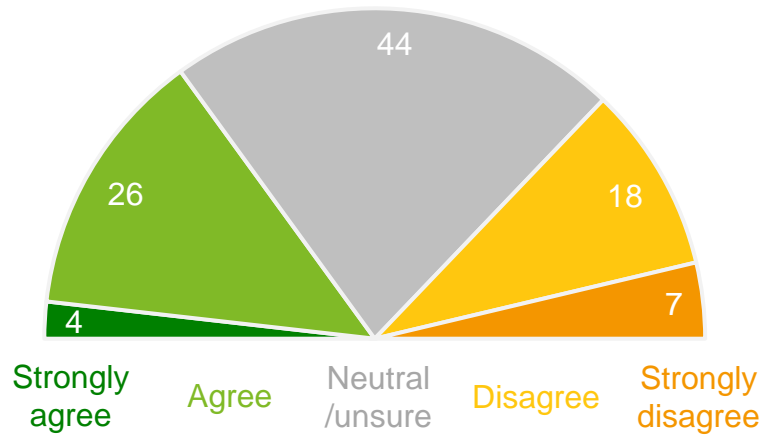
The Shire clearly explains the reasons for its decisions and how residents' views have been taken into account

Level of agreement

% of respondents

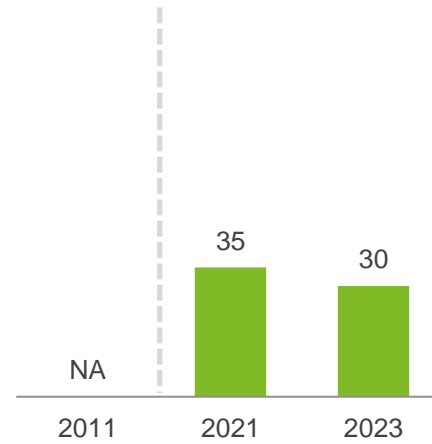
30%

Total Agree



Trend Analysis

% agree



MARKYT Industry Standards

% agree



Shire of Dardanup	30
Industry High	39
Industry Average	24

Variations across the community

% agree

Total	Home owner	Renting/other	Male	Female	No children	Have child 0-4	Have child 5-11	Have child 12-17	Have child 18+	18-34 years	35-49 years	50-64 years	65+ years	Disability	First Nations#	LOTE#	Burekup	Dardanup / Dardanup West	Eaton / Millbridge	Ferguson Valley	Other areas
30	30	29	28	33	35	32	27	18	20	26	23	27	44	32	17	66	27	12	35	13	14

Q. How strongly do you agree or disagree with the following statements?

Base: All respondents, excludes 'no response' (n = 963). # Small sample size (<20 respondents)

Shire's website

Performance ratings

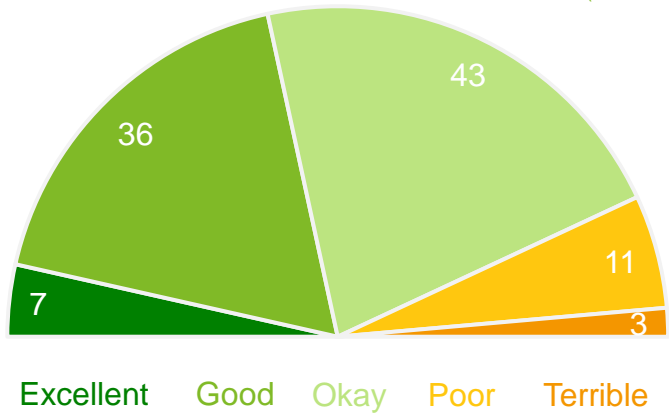
% of respondents

86%

Positive rating*

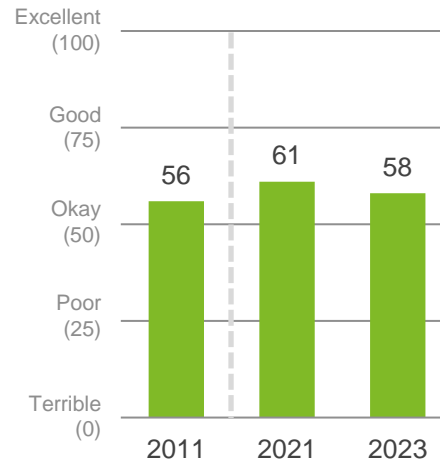
58

Performance Index Score (out of 100)



Trend Analysis

Performance Index Score



MARKYT Industry Standards

Performance Index Score



Shire of Dardanup	58
Industry High	65
Industry Average	56

Variations across the community

Performance Index Score

Total	Home owner	Renting/other	Male	Female	No children	Have child 0-4	Have child 5-11	Have child 12-17	Have child 18+	18-34 years	35-49 years	50-64 years	65+ years	Disability	First Nations#	LOTE#	Burekup	Dardanup / Dardanup West	Eaton / Millbridge	Ferguson Valley	Other areas
58	58	63	56	62	61	53	58	56	60	55	56	60	65	60	48	57	54	52	61	53	51

Q. How would you rate performance in the following areas?

Base: All respondents, excludes 'unsure' and 'no response' (n = 705).

* Positive Rating = excellent, good + okay # Small sample size (<20 respondents)

Shire's newsletter

Performance ratings

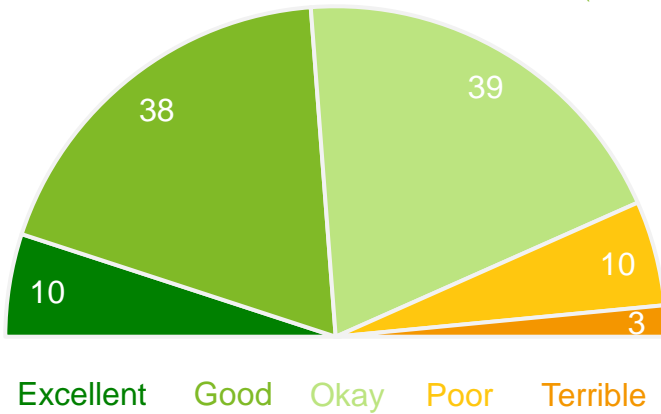
% of respondents

87%

Positive rating*

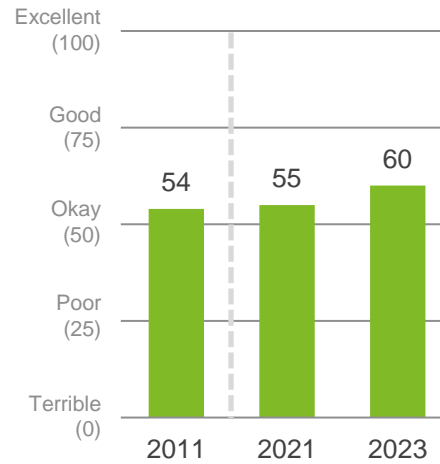
60

Performance Index Score (out of 100)



Trend Analysis

Performance Index Score



MARKYT Industry Standards

Performance Index Score



Shire of Dardanup	60
Industry High	69
Industry Average	62

Variations across the community

Performance Index Score

Total	Home owner	Renting/other	Male	Female	No children	Have child 0-4	Have child 5-11	Have child 12-17	Have child 18+	18-34 years	35-49 years	50-64 years	65+ years	Disability	First Nations#	LOTE#	Burekup	Dardanup / Dardanup West	Eaton / Millbridge	Ferguson Valley	Other areas
60	60	67	55	66	62	58	58	58	58	55	58	61	68	63	46	72	59	51	63	53	52

Q. How would you rate performance in the following areas?

Base: All respondents, excludes 'unsure' and 'no response' (n = 628).

* Positive Rating = excellent, good + okay # Small sample size (<20 respondents)

Shire's social media posts

Performance ratings

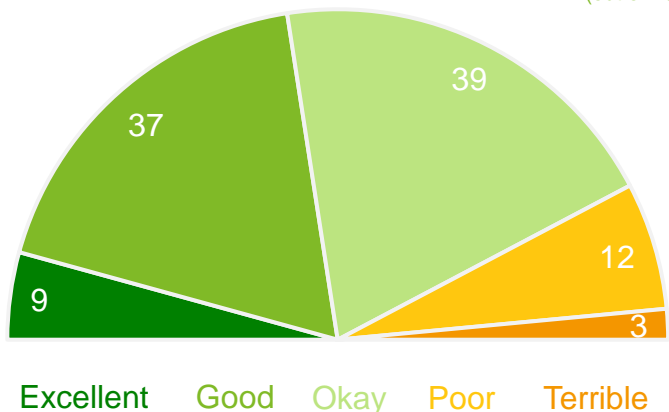
% of respondents

85%

59

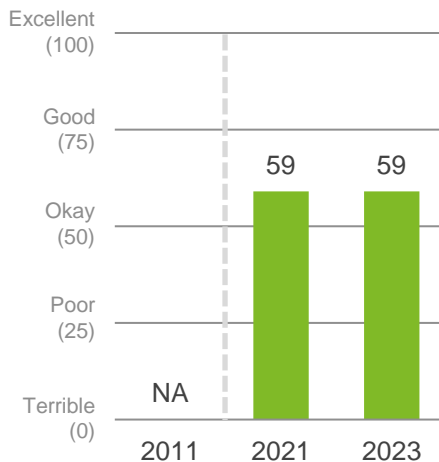
Positive rating*

Performance Index Score (out of 100)



Trend Analysis

Performance Index Score



MARKYT Industry Standards

Performance Index Score



Shire of Dardanup	59
Industry High	64
Industry Average	53

Variations across the community

Performance Index Score

Total	Home owner	Renting/other	Male	Female	No children	Have child 0-4	Have child 5-11	Have child 12-17	Have child 18+	18-34 years	35-49 years	50-64 years	65+ years	Disability	First Nations#	LOTE#	Burekup	Dardanup / Dardanup West	Eaton / Millbridge	Ferguson Valley	Other areas
59	59	58	54	65	61	59	59	56	56	59	55	58	66	59	45	51	59	52	61	50	57

Q. How would you rate performance in the following areas?

Base: All respondents, excludes 'unsure' and 'no response' (n = 562).

* Positive Rating = excellent, good + okay # Small sample size (<20 respondents)

Connect Dardanup: online consultation platform

Performance ratings

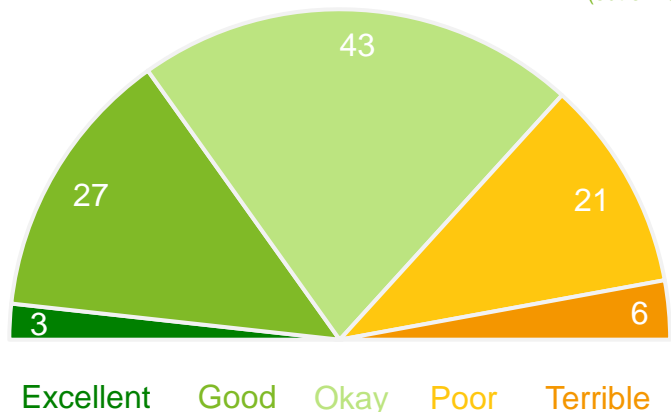
% of respondents

73%

Positive rating*

50

Performance Index Score (out of 100)



Trend Analysis

Performance Index Score



MARKYT Industry Standards

Performance Index Score



Shire of Dardanup	50
Industry High	57
Industry Average	49

Variations across the community

Performance Index Score

Total	Home owner	Renting/other	Male	Female	No children	Have child 0-4	Have child 5-11	Have child 12-17	Have child 18+	18-34 years	35-49 years	50-64 years	65+ years	Disability	First Nations#	LOTE#	Burekup	Dardanup / Dardanup West	Eaton / Millbridge	Ferguson Valley	Other areas
50	50	51	46	58	50	50	52	49	54	47	45	54	60	51	45	38	51	39	54	45	45

Q. How would you rate performance in the following areas?

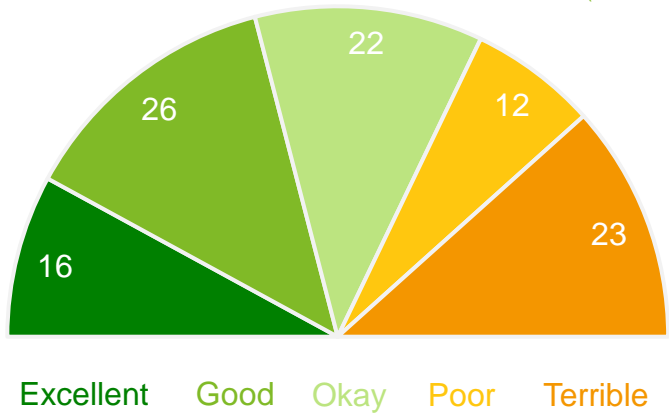
Base: All respondents, excludes 'unsure' and 'no response' (n = 296).

* Positive Rating = excellent, good + okay # Small sample size (<20 respondents)

Fortnightly SMS service

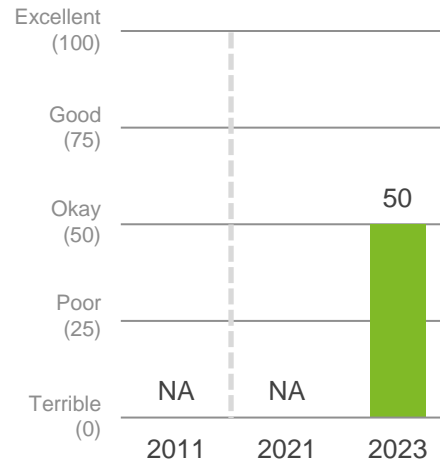
Performance ratings

% of respondents



Trend Analysis

Performance Index Score



MARKYT Industry Standards

Performance Index Score



Shire of Dardanup	50
Industry High	NA
Industry Average	NA

Variations across the community

Performance Index Score

Total	Home owner	Renting/other	Male	Female	No children	Have child 0-4	Have child 5-11	Have child 12-17	Have child 18+	18-34 years	35-49 years	50-64 years	65+ years	Disability	First Nations#	LOTE#	Burekup	Dardanup / Dardanup West	Eaton / Millbridge	Ferguson Valley	Other areas
50	49	60	39	60	49	42	57	51	54	44	44	57	71	52	23	22	53	52	47	85	53

Q. How would you rate performance in the following areas?

Base: All respondents, excludes 'unsure' and 'no response' (n = 102).

* Positive Rating = excellent, good + okay # Small sample size (<20 respondents)

Customer service

Performance ratings

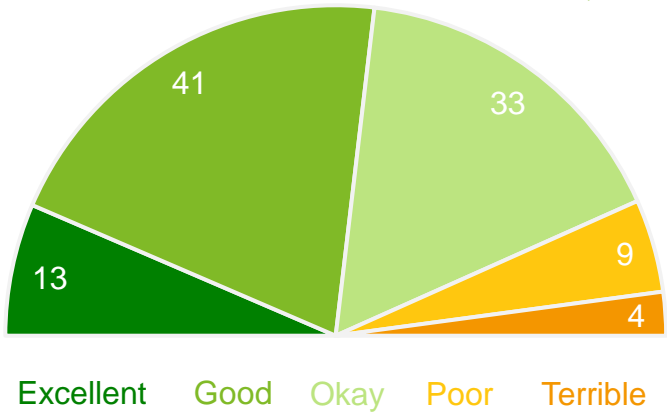
% of respondents

87%

Positive rating*

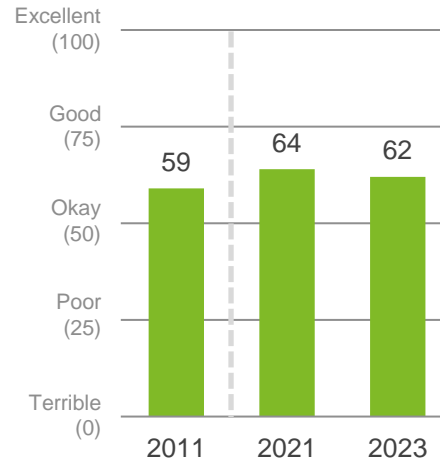
62

Performance Index Score (out of 100)



Trend Analysis

Performance Index Score



MARKYT Industry Standards

Performance Index Score



Shire of Dardanup	62
Industry High	68
Industry Average	57

Variations across the community

Performance Index Score

Total	Home owner	Renting/other	Male	Female	No children	Have child 0-4	Have child 5-11	Have child 12-17	Have child 18+	18-34 years	35-49 years	50-64 years	65+ years	Disability	First Nations#	LOTE#	Burekup	Dardanup / Dardanup West	Eaton / Millbridge	Ferguson Valley	Other areas
62	62	62	58	67	64	60	67	63	56	61	60	60	68	62	58	70	63	52	65	60	47

Q. How would you rate performance in the following areas?

Base: All respondents, excludes 'unsure' and 'no response' (n = 807).

* Positive Rating = excellent, good + okay # Small sample size (<20 respondents)

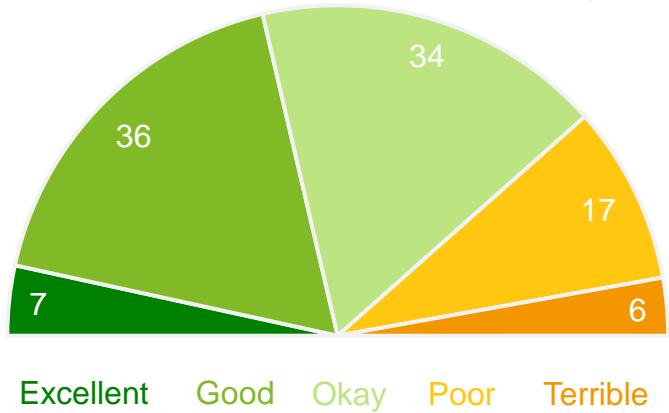
Embracing change, innovation and new technology

Performance ratings

% of respondents

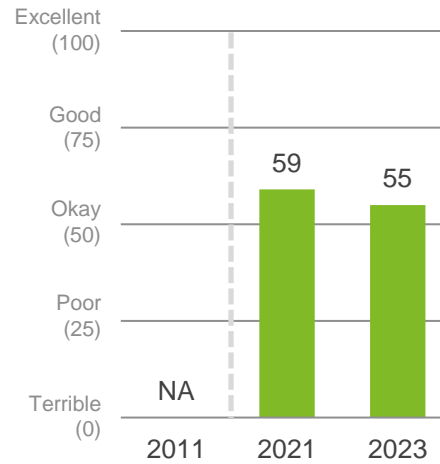
77%
Positive rating*

55
Performance Index Score
(out of 100)



Trend Analysis

Performance Index Score



MARKYT Industry Standards

Performance Index Score



Shire of Dardanup	55
Industry High	60
Industry Average	49

Variances across the community

Performance Index Score

Total	Home owner	Renting/other	Male	Female	No children	Have child 0-4	Have child 5-11	Have child 12-17	Have child 18+	18-34 years	35-49 years	50-64 years	65+ years	Disability	First Nations#	LOTE#	Burekup	Dardanup / Dardanup West	Eaton / Millbridge	Ferguson Valley	Other areas
55	55	55	50	62	58	52	58	52	51	51	50	56	65	56	51	64	61	40	59	51	41

Q. How would you rate performance in the following areas?

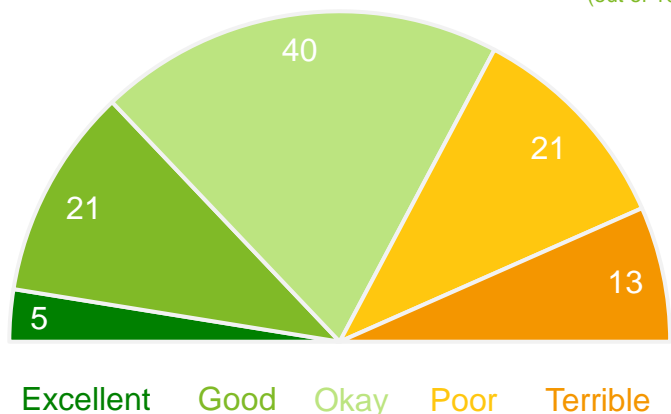
Base: All respondents, excludes 'unsure' and 'no response' (n = 626).

* Positive Rating = excellent, good + okay # Small sample size (<20 respondents)

Value for money from Council rates

Performance ratings

% of respondents



Trend Analysis

Performance Index Score



MARKYT Industry Standards

Performance Index Score



Shire of Dardanup	46
Industry High	62
Industry Average	44

Variations across the community

Performance Index Score

Total	Home owner	Renting/other	Male	Female	No children	Have child 0-4	Have child 5-11	Have child 12-17	Have child 18+	18-34 years	35-49 years	50-64 years	65+ years	Disability	First Nations#	LOTE#	Burekup	Dardanup / Dardanup West	Eaton / Millbridge	Ferguson Valley	Other areas
46	46	49	42	50	50	40	43	40	43	38	40	47	61	48	37	45	37	27	52	37	30

Q. How would you rate performance in the following areas?

Base: All respondents, excludes 'unsure' and 'no response' (n = 906).

* Positive Rating = excellent, good + okay # Small sample size (<20 respondents)

Overview of Community Variances

Summary of community variances

	Total	Home owner	Renting/other	Male	Female	No children	Have child 0-5	Have child 6-12	Have child 13-17	Have child 18+	18-34 years	35-49 years	50-64 years	65+ years	Disability	First Nations#	LOTE#	Burekup	Dardanup / Dardanup West	Eaton / Millbridge	Ferguson Valley	Other areas
Place to live	81	82	79	81	82	84	78	82	78	81	81	78	83	83	80	75	82	76	82	82	86	76
COMMUNITY																						
Youth services and facilities	54	54	57	53	56	60	51	50	46	46	53	48	56	56	53	41	46	48	49	56	51	52
Family and children's services	59	59	61	55	62	63	59	55	49	50	62	52	60	60	55	52	64	48	54	62	62	44
Seniors' services and facilities	60	60	58	58	62	62	64	58	54	55	63	55	58	58	57	60	70	44	48	64	51	49
Disability access and inclusion	56	55	57	56	55	56	61	53	49	50	57	53	54	54	52	55	47	40	51	57	57	63
First Nations people recognition	61	61	57	59	62	64	56	61	56	60	58	58	62	62	66	56	56	53	60	61	66	60
Volunteer recognition and support	63	63	60	60	67	65	64	62	57	59	65	57	61	61	63	43	54	56	67	63	58	62
Access to health community services	62	62	66	59	66	66	60	58	56	56	61	59	59	59	63	50	64	48	47	67	47	56
Sport and recreation facilities	68	68	72	65	71	72	64	64	62	68	65	62	70	70	69	61	68	50	60	72	56	62
Eaton Recreation Centre	68	68	72	65	71	71	65	65	63	69	66	62	70	70	70	50	69	71	60	69	65	68
Festivals, events, art, cultural activities	67	67	67	61	73	68	67	71	66	65	67	64	67	67	69	59	57	63	71	67	66	68
Community safety and crime prevention	49	50	46	46	53	51	50	50	44	41	49	44	48	48	44	29	55	50	50	49	50	48
Lighting of streets and public places	57	56	58	53	60	59	53	56	55	53	51	53	58	58	59	63	65	48	46	60	52	47
Animal management	56	56	60	53	61	56	58	61	55	55	55	56	58	58	57	56	55	55	49	58	57	50
ENVIRONMENT																						
Sustainable practices / climate change	53	54	52	50	57	54	54	57	55	52	49	54	53	53	58	59	56	53	38	58	45	40
Conservation/environmental management	53	53	55	51	56	54	51	55	50	51	50	52	51	51	57	57	56	54	35	59	38	31
River and waterways	56	56	60	52	61	57	54	59	54	54	50	55	55	55	58	55	59	55	37	61	42	36
Waste management	51	50	64	49	54	57	42	47	49	44	48	46	49	49	54	51	60	48	32	59	18	19
Environmental health	53	53	59	50	57	53	52	55	57	50	49	53	53	53	53	46	61	62	42	56	43	41
Natural disaster management	57	56	61	53	61	59	50	58	60	56	54	54	56	56	58	58	63	60	47	59	57	48

Summary of community variances

	Total	Home owner	Renting/other	Male	Female	No children	Have child 0-5	Have child 6-12	Have child 13-17	Have child 18+	18-34 years	35-49 years	50-64 years	65+ years	Disability	First Nations#	LOTE#	Burekup	Dardanup / Dardanup West	Eaton / Millbridge	Ferguson Valley	Other areas
AMENITY																						
Responsible growth and development	55	55	58	52	60	58	49	55	55	56	51	53	55	55	55	45	54	55	42	59	48	41
Planning and building approvals	55	55	49	52	59	55	51	62	58	56	47	57	55	55	54	56	53	57	45	59	49	45
Access to housing that meets your needs	60	61	51	59	62	60	59	63	59	57	57	61	59	59	60	59	66	62	55	62	51	56
Local history and heritage	58	58	56	56	61	59	56	62	60	54	54	56	59	59	59	49	56	55	62	57	64	63
Community buildings, halls and toilets	60	60	59	57	63	61	61	60	57	57	59	55	60	60	58	53	58	50	54	61	65	63
Playgrounds, parks and reserves	67	67	69	64	72	71	62	63	62	66	65	60	70	70	69	60	64	52	61	70	68	60
Streetscapes, trees and verges	59	58	62	55	63	58	58	60	56	61	57	56	58	58	60	59	60	47	51	61	62	56
Footpaths, trails and cycleways	61	60	64	58	64	62	58	59	58	61	58	60	60	60	64	55	64	45	43	65	64	49
Building and maintaining local roads	55	55	59	49	62	55	56	60	55	48	51	54	55	55	57	49	70	52	40	60	51	38
Traffic management on local roads	57	57	57	53	62	57	58	60	57	56	54	56	58	58	59	50	48	60	43	61	57	46
Boat ramps	68	69	65	65	72	69	68	68	68	65	66	66	68	68	71	66	63	68	62	69	64	74
PROSPERITY																						
Place to own or operate a business	68	69	66	66	71	70	64	72	67	70	67	65	69	69	71	55	66	67	66	70	60	67
Economic development and job creation	54	54	59	52	57	55	52	55	53	54	55	51	53	53	55	42	65	51	40	58	45	48
Place to visit	71	72	66	68	75	71	71	77	70	70	68	68	73	73	71	64	62	74	73	70	80	74
Tourism attractions and place marketing	53	53	56	49	58	55	51	57	46	49	52	49	54	54	54	50	45	54	57	52	55	54
Development of local town centre	58	58	60	54	62	60	55	55	53	56	56	54	56	56	59	53	67	31	40	64	48	44
Education & training	53	54	52	51	57	55	51	56	52	50	49	50	54	54	56	53	56	51	42	56	51	58
Library services	64	63	70	60	67	67	61	64	58	58	59	61	63	63	69	60	58	55	64	65	58	62

Summary of community variances

	Total	Home owner	Renting/other	Male	Female	No children	Have child 0-5	Have child 6-12	Have child 13-17	Have child 18+	18-34 years	35-49 years	50-64 years	65+ years	Disability	First Nations#	LOTE#	Burekup	Dardanup / Dardanup West	Eaton / Millbridge	Ferguson Valley	Other areas
LEADERSHIP																						
Governing organisation	61	60	64	56	66	64	56	61	57	54	54	57	61	61	64	55	65	55	42	67	47	46
Value for money from rates	46	46	49	42	50	50	40	43	40	43	38	40	47	47	48	37	45	37	27	52	37	30
Council's leadership	51	51	52	47	56	55	41	49	50	49	42	46	52	52	53	44	56	51	33	57	45	39
Advocacy & lobbying	47	46	50	43	51	50	42	44	47	42	41	41	46	46	49	41	57	49	30	52	36	32
Change, innovation and technology	55	55	55	50	62	58	52	58	52	51	51	50	56	56	56	51	64	61	40	59	51	41
Consultation	47	47	50	42	52	49	45	48	43	41	41	43	46	46	52	42	48	47	31	52	39	28
Communication	52	52	54	47	57	53	50	57	50	46	49	47	50	50	54	42	63	50	37	56	48	37
Customer service	62	62	62	58	67	64	60	67	63	56	61	60	60	60	62	58	70	63	52	65	60	47
"Our Plan for the Future"	52	51	58	47	58	54	49	53	51	45	47	48	54	54	51	46	58	52	35	56	48	45
Shire's website	58	58	63	56	62	61	53	58	56	60	55	56	60	60	60	48	57	54	52	61	53	51
Shire's newsletter	60	60	67	55	66	62	58	58	58	58	55	58	61	61	63	46	72	59	51	63	53	52
Shire's social media posts	59	59	58	54	65	61	59	59	56	56	59	55	58	58	59	45	51	59	52	61	50	57
Connect Dardanup	50	50	51	46	58	50	50	52	49	54	47	45	54	54	51	45	38	51	39	54	45	45
Fortnightly SMS service	50	49	60	39	60	49	42	57	51	54	44	44	57	57	52	23	22	53	52	47	85	53

MARKYT community priorities

Other stakeholder groups

COMMUNITY PRIORITIES (% of respondents)

Low (<10%)

High (>10%)

Excellent

Okay

Terrible

CELEBRATE

OPTIMISE

KAIZEN

REVIEW

PRIORITISE

0 5 10 15 20 25

- 1 Youth services and facilities
- 2 Family and children's services
- 3 Seniors' services and facilities
- 4 Disability access and inclusion
- 5 First Nations people recognition
- 6 Volunteer recognition and support
- 7 Access to health community services
- 8 Sport and recreation facilities
- 9 Eaton Recreation Centre
- 10 Festivals, events, art, cultural activities
- 11 Community safety and crime prevention
- 12 Lighting of streets and public places
- 13 Animal management
- 14 Sustainable practices / climate change
- 15 Conservation/environmental management
- 16 River and waterways
- 17 Waste management
- 18 Environmental health
- 19 Natural disaster management
- 20 Responsible growth and development
- 21 Planning and building approvals
- 22 Access to housing that meets your needs
- 23 Local history and heritage
- 24 Community buildings, halls and toilets
- 25 Playgrounds, parks and reserves
- 26 Streetscapes, trees and verges
- 27 Footpaths, trails and cycleways
- 28 Building and maintaining local roads
- 29 Traffic management on local roads
- 30 Boat ramps
- 31 Economic development and job creation
- 32 Tourism attractions and place marketing
- 33 Development of local town centre
- 34 Education & training
- 35 Library services
- 36 Council's leadership
- 37 Advocacy & lobbying
- 38 Change, innovation and technology
- 39 Consultation
- 40 Communication
- 41 Customer service

MARKYT  © 2023

Q. How would you rate performance in the following areas? Base: All respondents, excludes unsure and no response. (n=varies)

Q. Over the next 10 years, which areas would you mostly like the Shire of Dardanup to focus on improving?

Base: All respondents, excludes no response (n = 869)

Copyright CATALYSE® Pty Ltd. © 2023

COMMUNITY PRIORITIES (% of respondents)

Low (<10%)

High (>10%)

Excellent

PERFORMANCE INDEX SCORE

Okay

Terrible

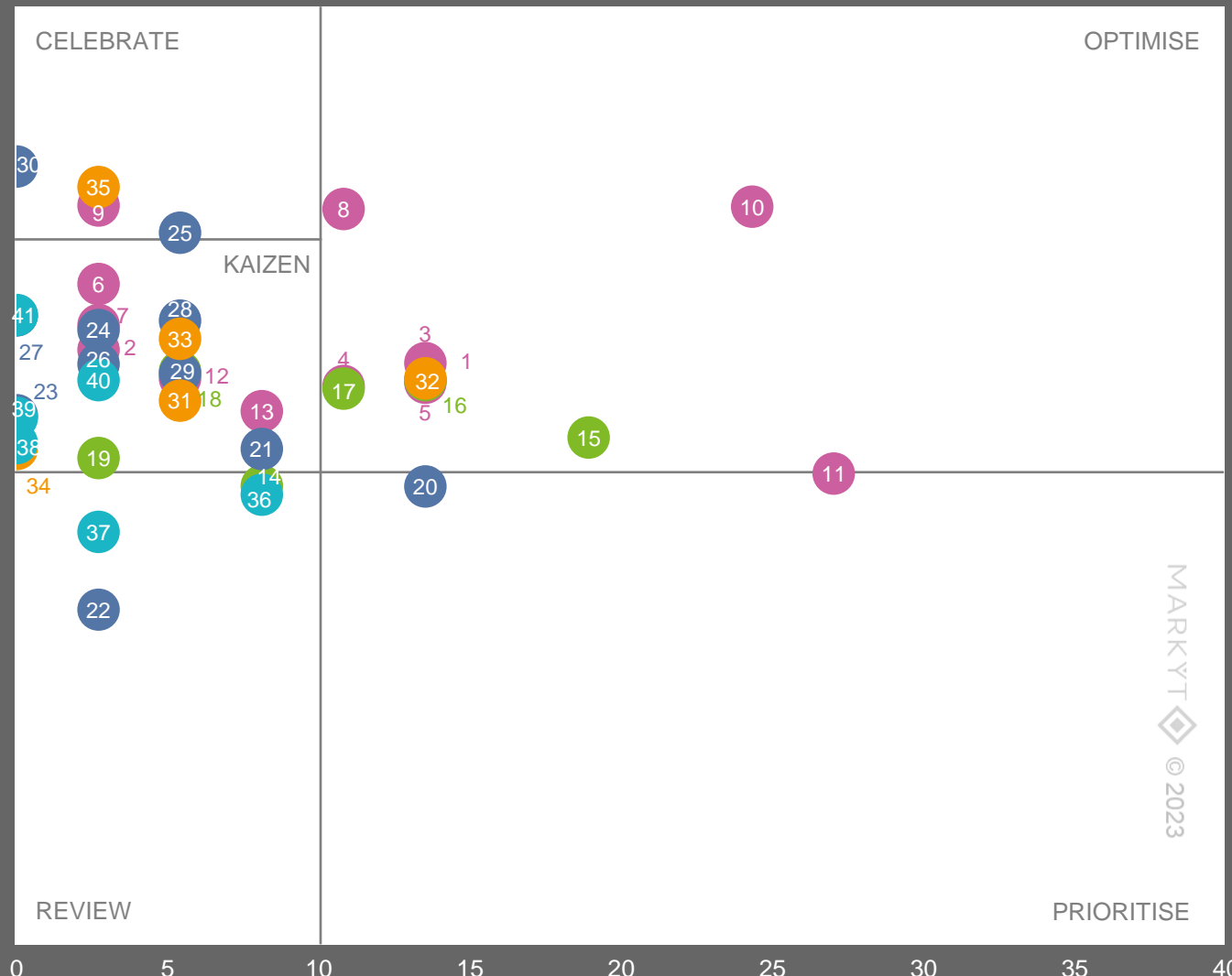
OPTIMISE

CELEBRATE

KAIZEN

REVIEW

PRIORITISE



MARKYT  © 2023

Q. How would you rate performance in the following areas? Base: All respondents, excludes unsure and no response. (n=varies)

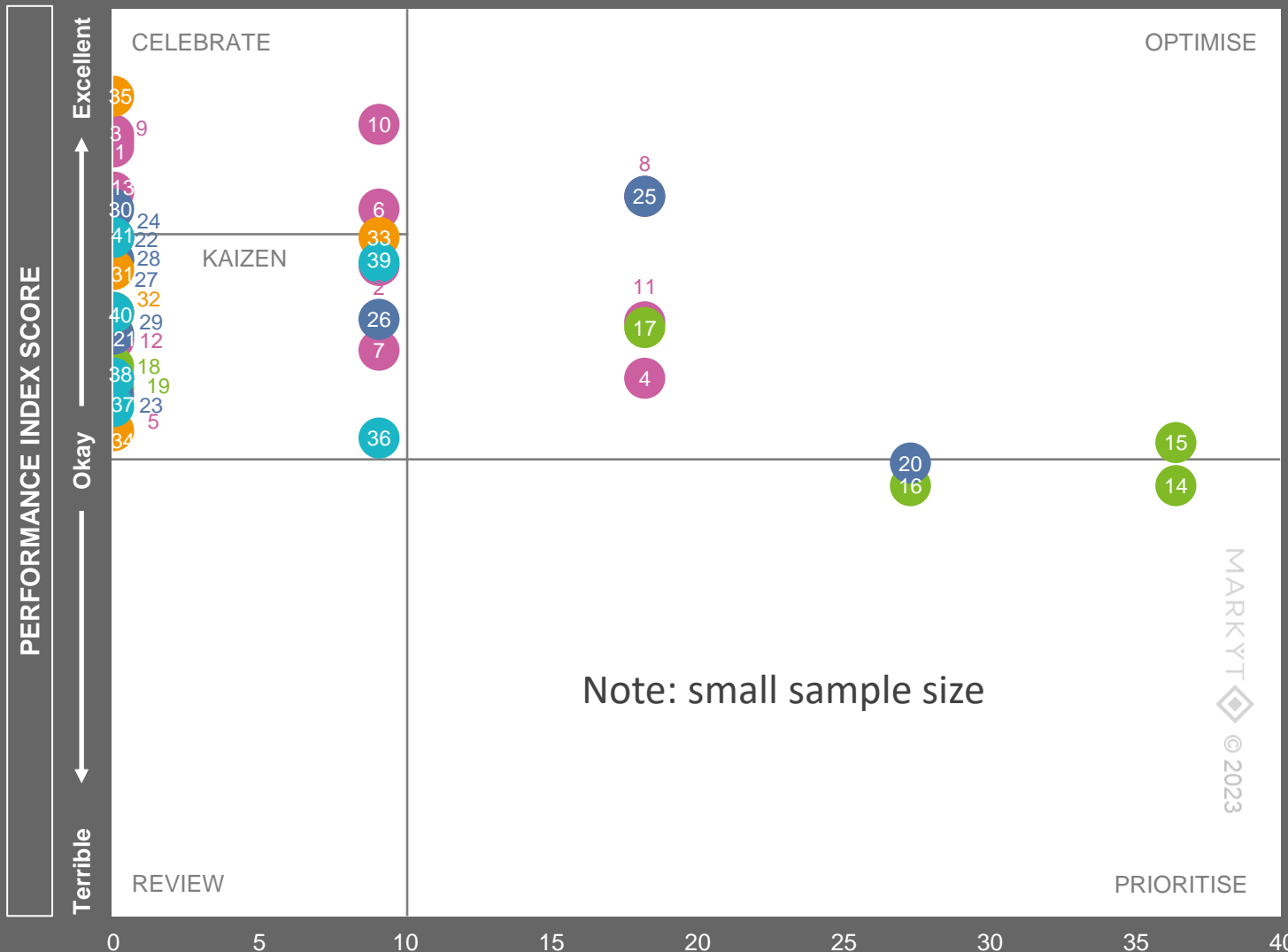
Q. Over the next 10 years, which areas would you mostly like the Shire of Dardanup to focus on improving?

Base: All respondents, excludes no response (n = 37)

COMMUNITY PRIORITIES (% of respondents)

Low (<10%)

High (>10%)



- 1 Youth services and facilities
- 2 Family and children's services
- 3 Seniors' services and facilities
- 4 Disability access and inclusion
- 5 First Nations people recognition
- 6 Volunteer recognition and support
- 7 Access to health community services
- 8 Sport and recreation facilities
- 9 Eaton Recreation Centre
- 10 Festivals, events, art, cultural activities
- 11 Community safety and crime prevention
- 12 Lighting of streets and public places
- 13 Animal management
- 14 Sustainable practices / climate change
- 15 Conservation/environmental management
- 16 River and waterways
- 17 Waste management
- 18 Environmental health
- 19 Natural disaster management
- 20 Responsible growth and development
- 21 Planning and building approvals
- 22 Access to housing that meets your needs
- 23 Local history and heritage
- 24 Community buildings, halls and toilets
- 25 Playgrounds, parks and reserves
- 26 Streetscapes, trees and verges
- 27 Footpaths, trails and cycleways
- 28 Building and maintaining local roads
- 29 Traffic management on local roads
- 30 Boat ramps
- 31 Economic development and job creation
- 32 Tourism attractions and place marketing
- 33 Development of local town centre
- 34 Education & training
- 35 Library services
- 36 Council's leadership
- 37 Advocacy & lobbying
- 38 Change, innovation and technology
- 39 Consultation
- 40 Communication
- 41 Customer service

Q. How would you rate performance in the following areas? Base: All respondents, excludes unsure and no response. (n=varies)

Q. Over the next 10 years, which areas would you mostly like the Shire of Dardanup to focus on improving?

Base: All respondents, excludes no response (n = 11)

COMMUNITY PRIORITIES (% of respondents)

Low (<10%)

High (>10%)

Excellent

Okay

Terrible

CELEBRATE

OPTIMISE

KAIZEN

REVIEW

PRIORITISE

MARKYT  © 2023

- 1 Youth services and facilities
- 2 Family and children's services
- 3 Seniors' services and facilities
- 4 Disability access and inclusion
- 5 First Nations people recognition
- 6 Volunteer recognition and support
- 7 Access to health community services
- 8 Sport and recreation facilities
- 9 Eaton Recreation Centre
- 10 Festivals, events, art, cultural activities
- 11 Community safety and crime prevention
- 12 Lighting of streets and public places
- 13 Animal management
- 14 Sustainable practices / climate change
- 15 Conservation/environmental management
- 16 River and waterways
- 17 Waste management
- 18 Environmental health
- 19 Natural disaster management
- 20 Responsible growth and development
- 21 Planning and building approvals
- 22 Access to housing that meets your needs
- 23 Local history and heritage
- 24 Community buildings, halls and toilets
- 25 Playgrounds, parks and reserves
- 26 Streetscapes, trees and verges
- 27 Footpaths, trails and cycleways
- 28 Building and maintaining local roads
- 29 Traffic management on local roads
- 30 Boat ramps
- 31 Economic development and job creation
- 32 Tourism attractions and place marketing
- 33 Development of local town centre
- 34 Education & training
- 35 Library services
- 36 Council's leadership
- 37 Advocacy & lobbying
- 38 Change, innovation and technology
- 39 Consultation
- 40 Communication
- 41 Customer service

Q. How would you rate performance in the following areas? Base: All respondents, excludes unsure and no response. (n=varies)

Q. Over the next 10 years, which areas would you mostly like the Shire of Dardanup to focus on improving?

Base: All respondents, excludes no response (n = 97)

COMMUNITY PRIORITIES (% of respondents)

Low (<10%)

High (>10%)

Excellent

OPTIMISE

CELEBRATE

KAIZEN

Okay

Terrible

REVIEW

PRIORITISE

0 5 10 15 20 25 30 35 40

MARKYT  © 2023

- 1 Youth services and facilities
- 2 Family and children's services
- 3 Seniors' services and facilities
- 4 Disability access and inclusion
- 5 First Nations people recognition
- 6 Volunteer recognition and support
- 7 Access to health community services
- 8 Sport and recreation facilities
- 9 Eaton Recreation Centre
- 10 Festivals, events, art, cultural activities
- 11 Community safety and crime prevention
- 12 Lighting of streets and public places
- 13 Animal management
- 14 Sustainable practices / climate change
- 15 Conservation/environmental management
- 16 River and waterways
- 17 Waste management
- 18 Environmental health
- 19 Natural disaster management
- 20 Responsible growth and development
- 21 Planning and building approvals
- 22 Access to housing that meets your needs
- 23 Local history and heritage
- 24 Community buildings, halls and toilets
- 25 Playgrounds, parks and reserves
- 26 Streetscapes, trees and verges
- 27 Footpaths, trails and cycleways
- 28 Building and maintaining local roads
- 29 Traffic management on local roads
- 30 Boat ramps
- 31 Economic development and job creation
- 32 Tourism attractions and place marketing
- 33 Development of local town centre
- 34 Education & training
- 35 Library services
- 36 Council's leadership
- 37 Advocacy & lobbying
- 38 Change, innovation and technology
- 39 Consultation
- 40 Communication
- 41 Customer service

Q. How would you rate performance in the following areas? Base: All respondents, excludes unsure and no response. (n=varies)

Q. Over the next 10 years, which areas would you mostly like the Shire of Dardanup to focus on improving?

Base: All respondents, excludes no response (n = 171)



www.catalyse.com.au
Office 3, 996 Hay Street, Perth WA 6000
PO Box 8007, Cloisters Square WA 6850
Phone +618 9226 5674
Email: info@catalyse.com.au
ABN 20 108 620 855

MARKYT 