



APPENDICES

BOOKLET

ORDINARY COUNCIL MEETING

To Be Held

Wednesday, 23rd August 2023

Commencing at 5.00pm

At

Shire of Dardanup
ADMINISTRATION CENTRE EATON
1 Council Drive – EATON

This document is available in alternative formats such as:

- ~ Large Print
- ~ Electronic Format [disk or emailed]
Upon request.



Executive
Directorate

APPENDICES

Item 12.1.1 – 12.1.1

ORDINARY COUNCIL MEETING

To Be Held

Wednesday, 23rd August 2023

Commencing at 5.00pm

At

Shire of Dardanup
ADMINISTRATION CENTRE EATON
1 Council Drive - EATON

This document is available in alternative formats such as:
~ Large Print
~ Electronic Format [disk or emailed]
Upon request.

RISK ASSESSMENT TOOL								
OVERALL RISK EVENT: Receiving the Shire of Dardanup Hydrogen Feasibility Study and Preliminary Business Case. RISK THEME PROFILE: 3 - Failure to Fulfil Compliance Requirements (Statutory, Regulatory) RISK ASSESSMENT CONTEXT: Strategic								
CONSEQUENCE CATEGORY	RISK EVENT	PRIOR TO TREATMENT OR CONTROL			RISK ACTION PLAN (Treatment or controls proposed)	AFTER TREATMENT OR CONTROL		
		CONSEQUENCE	LIKELIHOOD	INHERENT RISK RATING		CONSEQUENCE	LIKELIHOOD	RESIDUAL RISK RATING
HEALTH	No risk event identified for this category.	Not Required - No Risk Identified	N/A	N/A	Not required.	Not required.	Not required.	Not required.
FINANCIAL IMPACT	The work has already been completed with a significant portion being paid by State Government (80%) Future Financial implications will be considered if the project progresses to the next stage	Minor (2)	Possible (3)	Moderate (5 - 11)	Not required.	Not required.	Not required.	Not required.
SERVICE INTERRUPTION	No risk event identified for this category.	Not Required - No Risk Identified	N/A	N/A	Not required.	Not required.	Not required.	Not required.
LEGAL AND COMPLIANCE	No risk event identified for this category.	Not Required - No Risk Identified	N/A	N/A	Not required.	Not required.	Not required.	Not required.
REPUTATIONAL	No risk event identified for this category.	Not Required - No Risk Identified	N/A	N/A	Not required.	Not required.	Not required.	Not required.
ENVIRONMENT	No risk event identified for this category.	Not Required - No Risk Identified	N/A	N/A	Not required.	Not required.	Not required.	Not required.

(Appendix ORD: 12.1.1)



Sustainable Development
Directorate

APPENDICES

Item 12.2.1 – 12.2.4

ORDINARY COUNCIL MEETING

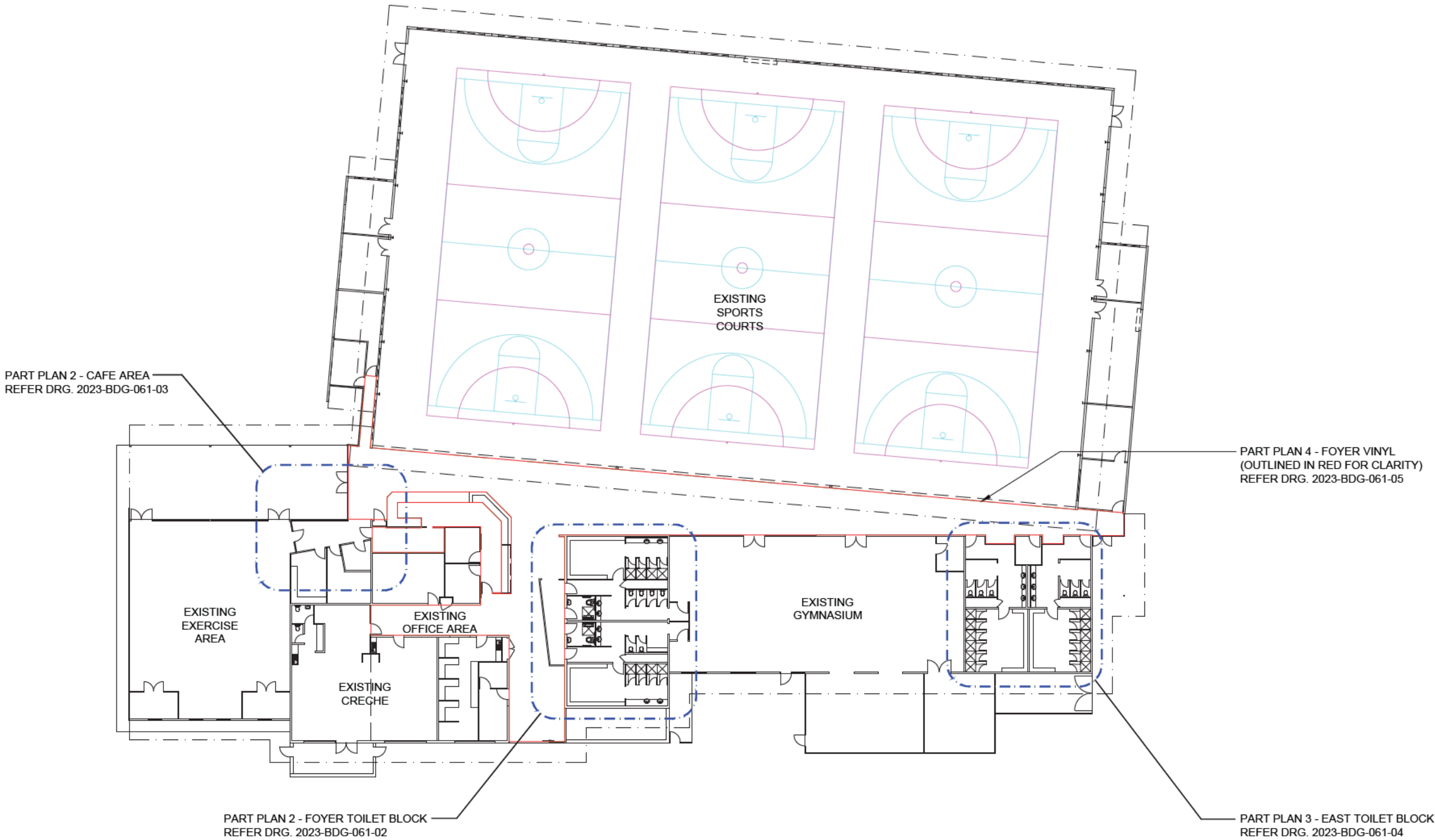
To Be Held

Wednesday, 23rd August 2023
Commencing at 5.00pm

At



Shire of Dardanup
ADMINISTRATION CENTRE EATON
1 Council Drive - EATON

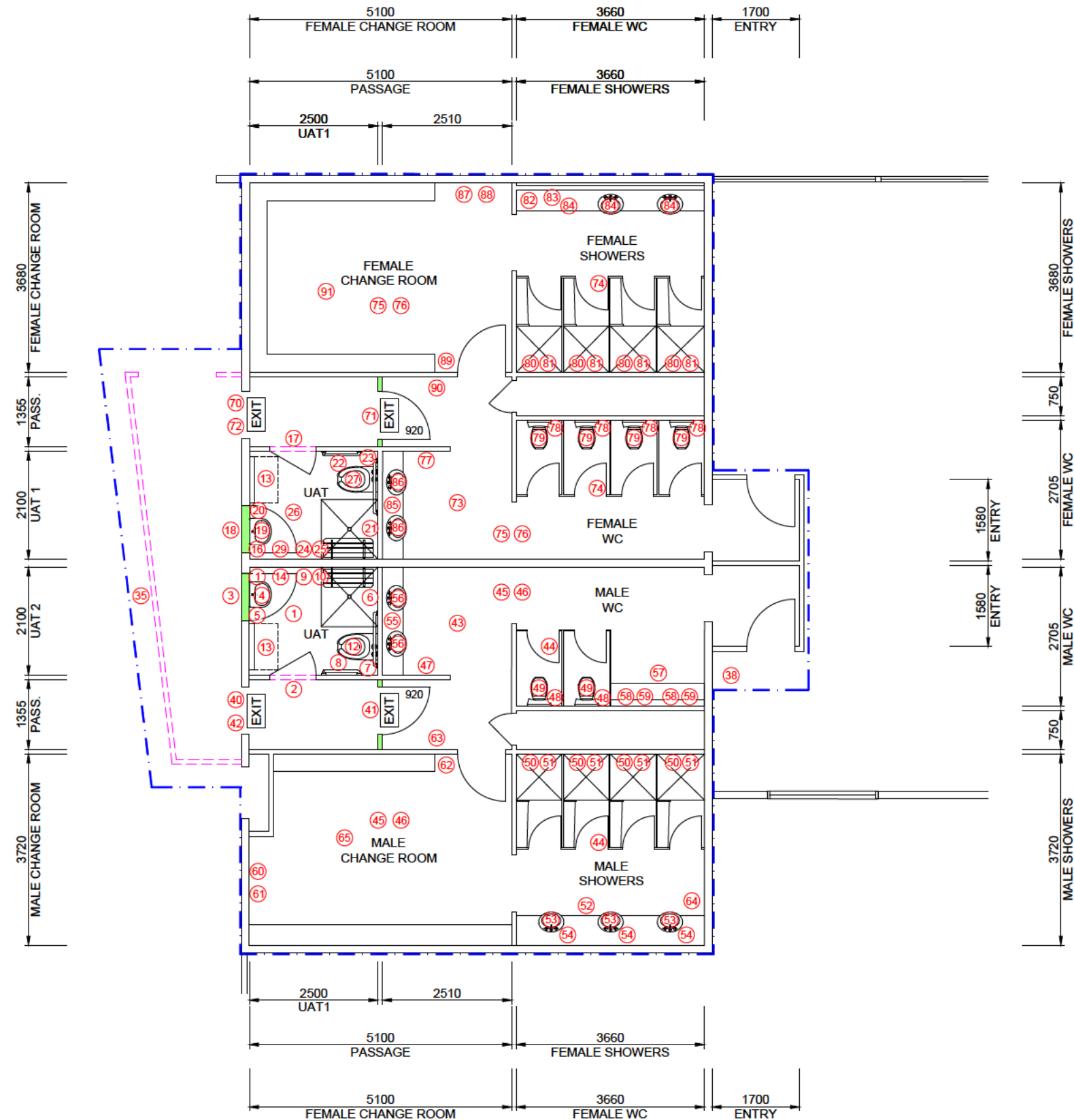
This document is available in alternative formats such as:
~ Large Print
~ Electronic Format [disk or emailed]
Upon request.



KEY PLAN
SCALE 1:100

NOTE:
ALL DRAWINGS ARE TO BE READ IN CONJUNCTION WITH THE STAGE 2 SCOPE OF WORKS DOCUMENTS.

													
AMENDMENT DESCRIPTION				BY	DATE	APPROVED	REVIEWED FOR CONSTRUCTION	AUTHORISED FOR APPROVAL	APPROVED FOR CONSTRUCTION	DRAWING TITLE			
A	PRELIMINARY			B.B.	03.05.2023					EATON RECREATION CENTRE RECREATION ROAD, EATON			
B	ISSUED FOR PRICING			B.B.	11.05.2023		DRAWN	DRAWN DATE	TARDIS RECORD NUMBER				
							B.B.	11.04.2023					
							THIS DRAWING IS AND SHALL REMAIN THE SOLE PROPERTY OF 'THE SHIRE OF DARDANUP'. THE DRAWING MAY ONLY BE USED FOR THE PURPOSE FOR WHICH IT WAS COMMISSIONED, AND MAY NOT BE LENT, SHOWN, COPIED OR OTHERWISE DUPLICATED WITHOUT THE WRITTEN AUTHORISATION OF THE OWNER.			PROPOSED REFURBISHMENTS - STAGE 2 KEY PLAN			
										INFRASTRUCTURE			
										DRAWING NO. 2023-BDG-061-01			
							DATUM.		AHD	SHEET NO.			
							GRID SYSTEM		GDA94	SHEET SIZE			
							Administration Centre Eaton P.O Box 7017- 1 Council Drive Eaton Western Australia 6232 ABN: 57 305 629 653						
							Telephone 08 9724 0000 Facsimile 08 9724 0091 Online www.dardanup.wa.gov.au						



PART PLAN 1 - FOYER TOILET BLOCK

SCALE 1:100

NOTE:

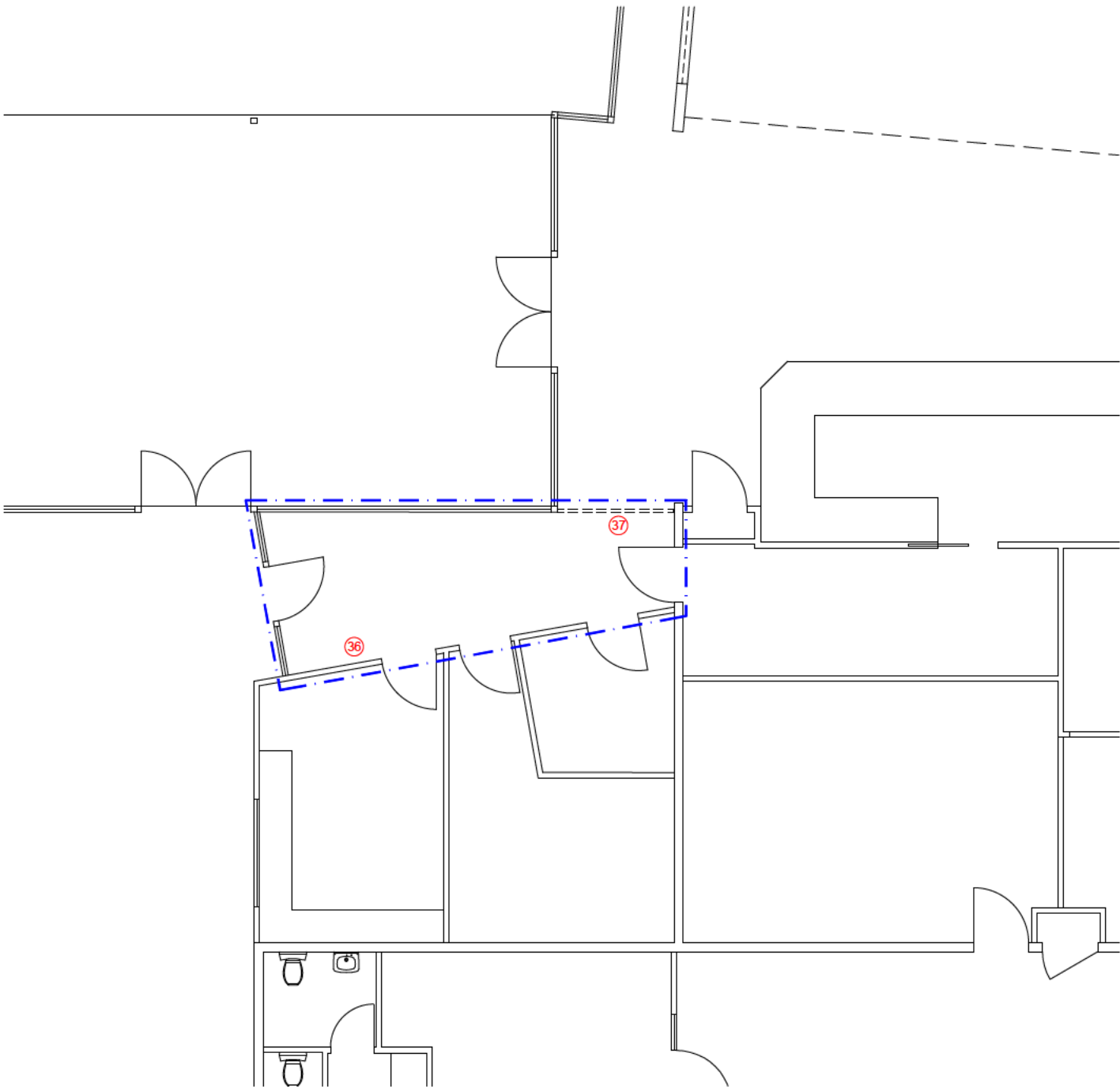
ALL DRAWINGS ARE TO BE READ IN CONJUNCTION WITH THE STAGE 2 SCOPE OF WORKS DOCUMENTS.

LEGEND:

- EXTENT OF WORKS
- EXISTING WALLS
- EXISTING DEMOLISH
- PROPOSED WALLS
- NEW DOOR / DOOR SIZE
- (00) ITEM NUMBER. REFER TO SCOPE OF WORK




AMENDMENT DESCRIPTION	BY	DATE	APPROVED	REVIEWED FOR CONSTRUCTION	AUTHORISED FOR APPROVAL	APPROVED FOR CONSTRUCTION	DRAWING TITLE	INFRASTRUCTURE	DRAWING NO.	2023-BDG-061-02	Shire of Dardanup
A PRELIMINARY	B.B.	03.05.2023					EATON RECREATION CENTRE RECREATION ROAD, EATON				
B ISSUED FOR PRICING	B.B.	11.05.2023					PROPOSED REFURBISHMENTS - STAGE 2 PART PLAN 1 - FOYER TOILET BLOCK				
				THIS DRAWING IS AND SHALL REMAIN THE SOLE PROPERTY OF 'THE SHIRE OF DARDANUP'. THE DRAWING MAY ONLY BE USED FOR THE PURPOSE FOR WHICH IT WAS COMMISSIONED, AND MAY NOT BE LENT, SHOWN, COPIED OR OTHERWISE DUPLICATED WITHOUT THE WRITTEN AUTHORISATION OF THE OWNER.			DATUM: AHD GRID SYSTEM: GDA84		SHEET NO.	SHEET SIZE	Administration Centre Eaton P.O. Box 7017- 1 Council Drive Eaton Western Australia 6232 ABN: 57 305 629 653
											Telephone: 08 9724 0000 Facsimile: 08 9724 0091 Online: www.dardanup.wa.gov.au

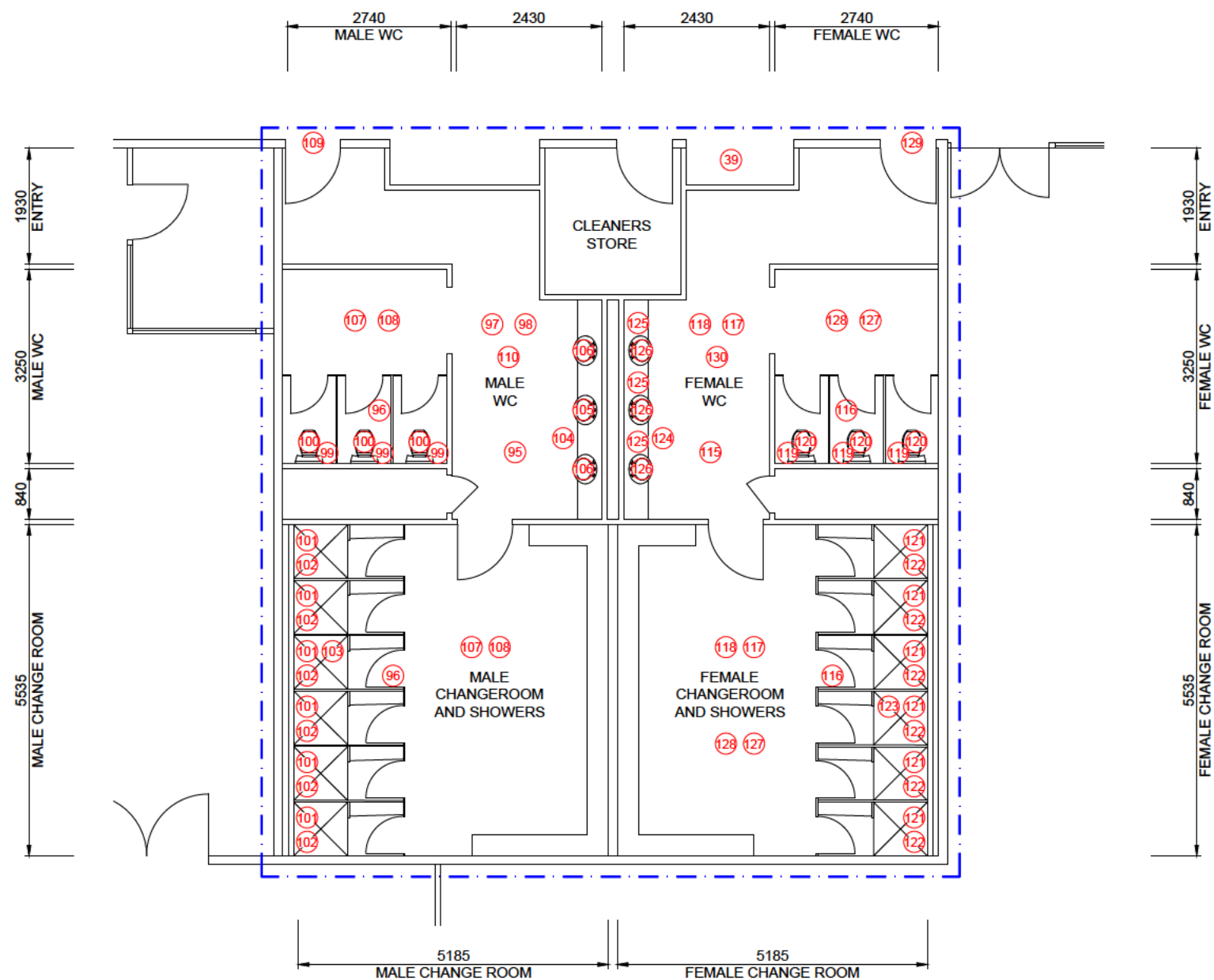


PART PLAN 2 - CAFE AREA
SCALE 1:100

NOTE:
ALL DRAWINGS ARE TO BE READ IN
CONJUNCTION WITH THE STAGE 2
SCOPE OF WORKS DOCUMENTS.



AMENDMENT DESCRIPTION		BY	DATE	APPROVED	REVIEWED FOR CONSTRUCTION	AUTHORISED FOR APPROVAL	APPROVED FOR CONSTRUCTION	DRAWING TITLE	INFRASTRUCTURE		 Shire of Dardanup <small>Administration Centre Eaton P.O Box 7017- 1 Council Drive Eaton Western Australia 6232 ABN: 57 305 629 653</small> <small>Telephone 08 9724 0000 Facsimile 08 9724 0091 Online www.dardanup.wa.gov.au</small>	
A	PRELIMINARY	B.B.	03.05.2023					EATON RECREATION CENTRE RECREATION ROAD, EATON				
B	ISSUED FOR PRICING	B.B.	11.05.2023		DRAWN B.B.	DRAWN DATE 11.04.2023	TARDIS RECORD NUMBER					
					THIS DRAWING IS AND SHALL REMAIN THE SOLE PROPERTY OF 'THE SHIRE OF DARDANUP'. THE DRAWING MAY ONLY BE USED FOR THE PURPOSE FOR WHICH IT WAS COMMISSIONED, AND MAY NOT BE LENT, SHOWN, COPIED OR OTHERWISE DUPLICATED WITHOUT THE WRITTEN AUTHORISATION OF THE OWNER.			PROPOSED REFURBISHMENTS - STAGE 2 PART PLAN 2 - CAFE AREA	DRAWING NO. 2023-BDG-061-03			
								DATUM. GRID SYSTEM	AHD GDA84	SHEET NO.	SHEET SIZE	



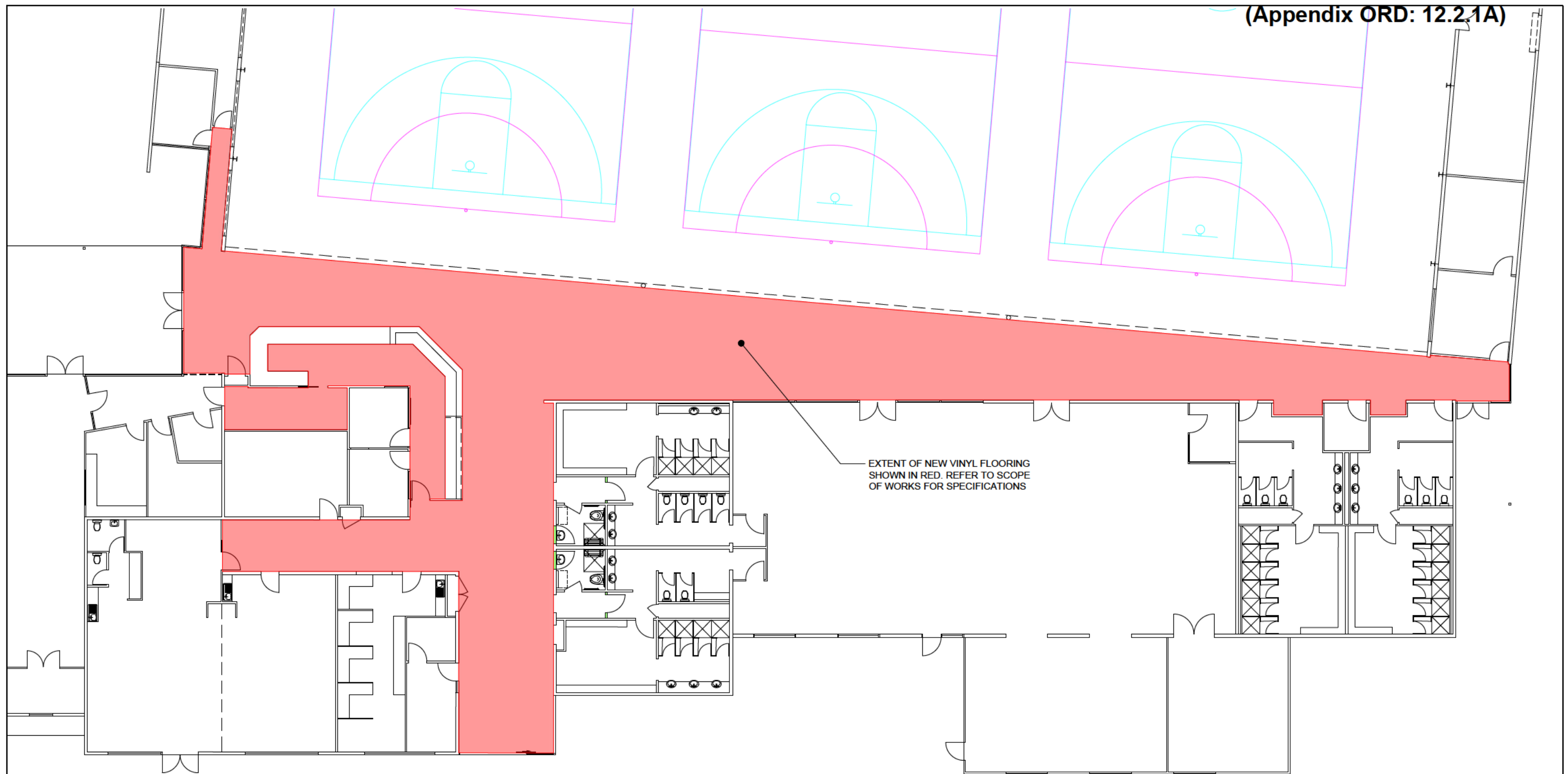
PART PLAN 3 - EAST TOILET BLOCK
SCALE 1:100

NOTE:
ALL DRAWINGS ARE TO BE READ IN CONJUNCTION WITH THE STAGE 2 SCOPE OF WORKS DOCUMENTS.

- LEGEND:**
- EXTENT OF WORKS
 - EXISTING WALLS
 - EXISTING DEMOLISH
 - PROPOSED WALLS
 - 900 NEW DOOR / DOOR SIZE
 - 00 ITEM NUMBER. REFER TO SCOPE OF WORK



AMENDMENT DESCRIPTION				BY	DATE	APPROVED	REVIEWED FOR CONSTRUCTION	AUTHORISED FOR APPROVAL	APPROVED FOR CONSTRUCTION	DRAWING TITLE	INFRASTRUCTURE	
A	PRELIMINARY			B.B.	03.05.2023					EATON RECREATION CENTRE RECREATION ROAD, EATON		
B	ISSUED FOR PRICING			B.B.	11.05.2023							
											DRAWING NO.	
											2023-BDG-061-04	
											SHEET NO.	
											SHEET SIZE	




PART PLAN 4 - FOYER VINYL

SCALE 1:200

NOTE:

ALL DRAWINGS ARE TO BE READ IN CONJUNCTION WITH THE STAGE 2 SCOPE OF WORKS DOCUMENTS.



AMENDMENT DESCRIPTION	BY	DATE	APPROVED	REVIEWED FOR CONSTRUCTION	AUTHORISED FOR APPROVAL	APPROVED FOR CONSTRUCTION	DRAWING TITLE	INFRASTRUCTURE	
A ISSUED FOR PRICING	B.B.	11.05.2023					EATON RECREATION CENTRE RECREATION ROAD, EATON	DRAWING NO. 2023-BDG-061-05	
				DRAWN B.B.	DRAWN DATE 11.04.2023	TARDIS RECORD NUMBER	PROPOSED REFURBISHMENTS - STAGE 2 PART PLAN 4 - FOYER VINYL	DATUM. GRID SYSTEM	AHD GDA94
				THIS DRAWING IS AND SHALL REMAIN THE SOLE PROPERTY OF 'THE SHIRE OF DARDANUP'. THE DRAWING MAY ONLY BE USED FOR THE PURPOSE FOR WHICH IT WAS COMMISSIONED, AND MAY NOT BE LENT, SHOWN, COPIED OR OTHERWISE DUPLICATED WITHOUT THE WRITTEN AUTHORISATION OF THE OWNER.			SHEET NO. SHEET SIZE		
							 Administration Centre Eaton P.O Box 7017- 1 Council Drive Eaton Western Australia 6232 ABN: 57 305 629 653		
							Telephone 08 9724 0000 Facsimile 08 9724 0091 Online www.dardanup.wa.gov.au		

RISK ASSESSMENT TOOL								
OVERALL RISK EVENT:		12.2.1 B - Eaton Recreation Centre Facility Upgrade Stage 2 and Department of Local Government, sport and Cultural Industries Community Sporting and Recreation Facility Funding Application						
RISK THEME PROFILE:		1 - Asset Sustainability Practices 2 - Business and Community Disruption 10 - Management of Facilities, Venues and Events 15 - Supplier and Contract Management						
RISK ASSESSMENT CONTEXT:		Project						
CONSEQUENCE CATEGORY	RISK EVENT	PRIOR TO TREATMENT OR CONTROL			RISK ACTION PLAN (Treatment or controls proposed)	AFTER TREATMENT OR CONTROL		
		CONSEQUENCE	LIKELIHOOD	INHERENT RISK RATING		CONSEQUENCE	LIKELIHOOD	RESIDUAL RISK RATING
HEALTH	No risk event identified for this category.	Not Required - No Risk Identified	N/A	N/A	Not required.	Not required.	Not required.	Not required.
FINANCIAL IMPACT	May not be successful in achieving CRSFF Grant	Moderate (3)	Possible (3)	Moderate (5 - 11)	Modified refurbishment of the ERC to be considered with available Budget	Moderate (3)	Possible (3)	Moderate (5 - 11)
SERVICE INTERRUPTION	Building refurbishment whilst ERC continues to open and conduct business	Moderate (3)	Likely (4)	Moderate (5 - 11)	Have one set of change rooms refurbished at one time with relevant access changes made.	Moderate (3)	Almost Certain (5)	Moderate (5 - 11)
LEGAL AND COMPLIANCE	No risk event identified for this category.	Not Required - No Risk Identified	N/A	N/A	Not required.	Not required.	Not required.	Not required.
REPUTATIONAL	No risk event identified for this category.	Not Required - No Risk Identified	N/A	N/A	Not required	Not required.	Not required.	Not required.
ENVIRONMENT	No risk event identified for this category.	Not Required - No Risk Identified	N/A	N/A	Not required	Not required.	Not required.	Not required.
Property	No risk event identified for this category.	Not Required - No Risk Identified	N/A	N/A	Not required.	Not required.	Not required.	Not required.

(Appendix ORD: 12.2.1B)

RISK ASSESSMENT TOOL

OVERALL RISK EVENT: Eaton Bowling Club – Support for CSRFF Grant Application

RISK THEME PROFILE:

10 - Management of Facilities, Venues, Events and Services

RISK ASSESSMENT CONTEXT: Project

CONSEQUENCE CATEGORY	RISK EVENT	PRIOR TO TREATMENT OR CONTROL			RISK ACTION PLAN (Treatment or controls proposed)	AFTER TREATMENT OR CONTROL		
		CONSEQUENCE	LIKELIHOOD	INHERENT RISK RATING		CONSEQUENCE	LIKELIHOOD	RESIDUAL RISK RATING
HEALTH	: No risk event identified for this category.	Not Required - No Risk Identified	N/A	N/A	Not required	Not required.	Not required.	Not required.
FINANCIAL IMPACT	Needing to adjust the LTFP by either increasing the rates or postponing other projects to prioritise this Eaton Bowling Club by co-contributing to a new facility. This will detrimentally impact the delivery of other projects by postponing these or increased rates for the broader community	Major (4)	Unlikely (2)	Moderate (5 - 11)	Not required.	Not required.	Not required.	Not required.
SERVICE INTERRUPTION	No risk event identified for this category.	Not Required - No Risk Identified	N/A	N/A	Not required.	Not required.	Not required.	Not required.
LEGAL AND COMPLIANCE	No risk event identified for this category.	Not Required - No Risk Identified	N/A	N/A	Not required	Not required.	Not required.	Not required.
REPUTATIONAL	A perception that Council is not supportive of the DAIP and facilitating community members with disabilities to participate activities or Sport (Brief Explanation of the 'Reputational' risk event	Moderate (3)	Possible (3)	Moderate (5 - 11)	Not required	Not required.	Not required.	Not required.

(Appendix ORD: 12.2.2A)

CONSEQUENCE CATEGORY	RISK EVENT	PRIOR TO TREATMENT OR CONTROL			RISK ACTION PLAN (Treatment or controls proposed)	AFTER TREATMENT OR CONTROL		
		CONSEQUENCE	LIKELIHOOD	INHERENT RISK RATING		CONSEQUENCE	LIKELIHOOD	RESIDUAL RISK RATING
ENVIRONMENT	No risk event identified for this category.	Not Required - No Risk Identified	N/A	N/A	Not required	Not required.	Not required.	Not required.
PROPERTY	: No risk event identified for this category.	Not Required - No Risk Identified	N/A	N/A	Not required	Not required.	Not required.	Not required.

From: Laurie Blurton <[REDACTED]>
Sent: Wednesday, 7 June 2023 2:15 PM
To: Maddie Darch <Maddie.Darch@dardanup.wa.gov.au>
Cc: Eaton Bowling Club <[REDACTED]>; Shane Pullan <[REDACTED]>; Greg Slavin <[REDACTED]>; Brendan McNally <[REDACTED]>
Subject: CSRFF GRANTS--RECONSTRUCTION,UPGRADE DISUSED GREEN TO DISABILITY GREEN IN 2024-25 YEAR

⚠ CAUTION: This email originated from outside the Shire of Dardanup.
Do NOT click links or open attachments unless you recognize the sender and know the content is safe. Do NOT enter any username or passwords and report any suspicious content.

EATON BOWLING AND SOCIAL CLUB INC.

Pratt Road EATON WA 6232

Hi Maddie,

Further to our previous discussions on the proposal to construct a Disabled Green at the Eaton Bowling Club, with the assistance of the Shire of Dardanup and the Department of Local Government, Sport and Cultural Industries, I advise

1. A meeting was held with Mr Brendan McNally, A/Regional Manager DLGSC, on Tuesday 6th June 2023, to discuss the Policy and Procedures document, in regards to the 2024-25 Funding Round, which has just been released.
2. Brendan suggested that it may be better if we were to submit our application for the February Round in 2024, noting that we were applying for a Small Grant < \$500,000.
3. The application would be lodged by the end of February 2024, to the Shire. From March until May/June 2024 the Shire Council and DLGSC will assess and make recommendations.
4. The grant must be acquitted by 15th June 2025.
5. We think that this would allow the Eaton Bowling Club, and suppliers/ contractors a bit more time to get submissions, tenders and quotes in order.

Do you see any problems in this submission and I have included a copy of the Overview Small Grants Application Process from the Policy and Procedures, which shows the dates in winter.

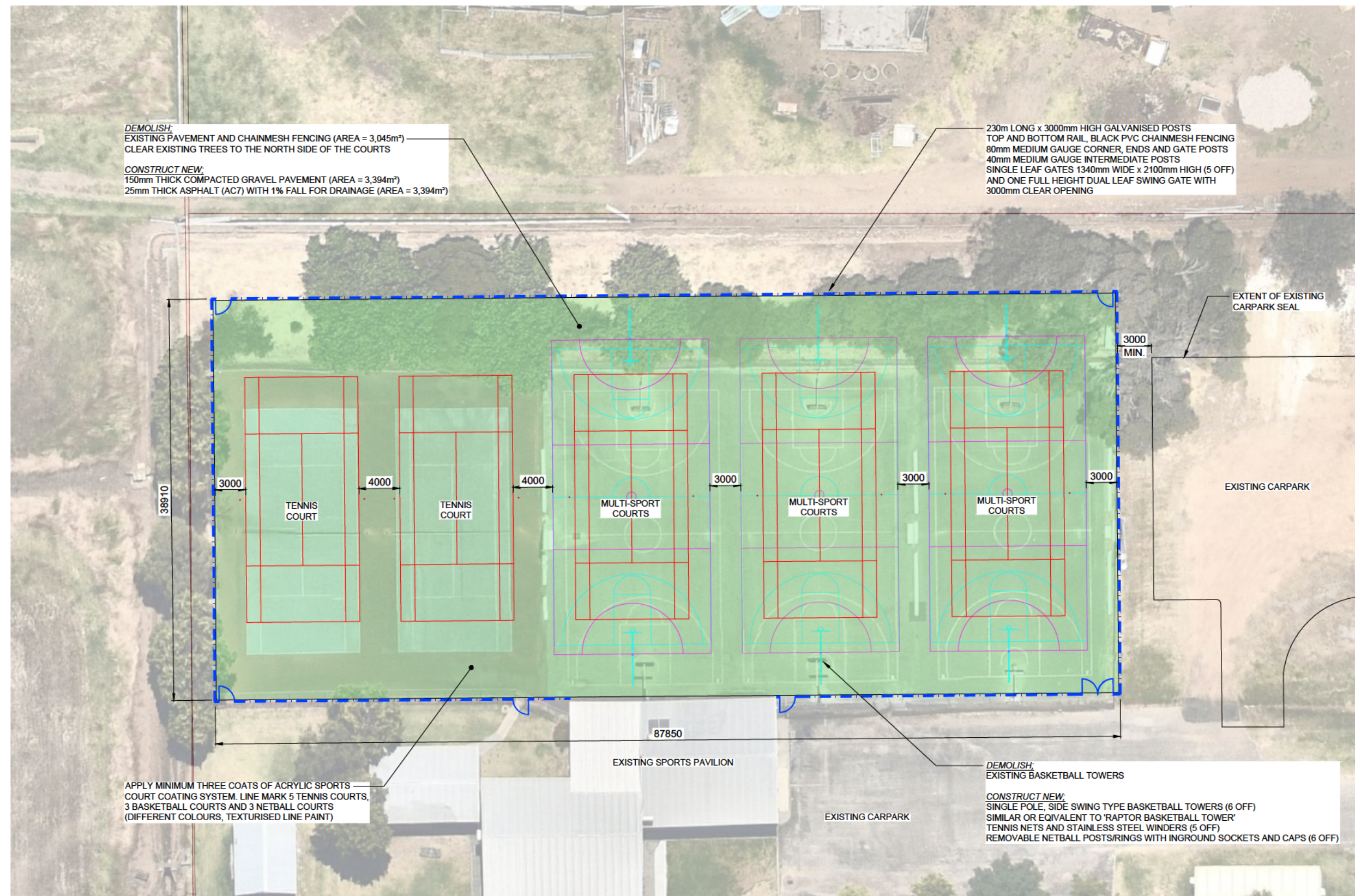
Please contact me if you have wish further information.

Regards

Laurie Blurton


MIEAus.

Grants Coordinator



1:200



AMENDMENT DESCRIPTION		BY	DATE	APPROVED	REVIEWED FOR CONSTRUCTION	AUTHORISED FOR APPROVAL	APPROVED FOR CONSTRUCTION	DRAWING TITLE	INFRASTRUCTURE		
A	PRELIMINARY	B.B.	24.07.2023		DRAWN B.B.	DRAWN DATE 24.07.2023	TARDIS RECORD NUMBER	PROPOSED HARDCOURT AND FENCING RENEWAL WELLS REC, RECREATION ROAD, DARDANUP			
					THIS DRAWING IS AND SHALL REMAIN THE SOLE PROPERTY OF THE SHIRE OF DARDANUP. THE DRAWING MAY ONLY BE USED FOR THE PURPOSE FOR WHICH IT WAS COMMISSIONED, AND MAY NOT BE LENT, SHOWN, COPIED OR OTHERWISE DUPLICATED WITHOUT THE WRITTEN AUTHORISATION OF THE OWNER.			CONCEPT DESIGN SITE PLAN	DRAWING NO. 2023-CIV-073-01		
									DATUM. AHD	SHEET NO.	SHEET SIZE
									GRID SYSTEM GDA94		
									Administration Centre Eaton P O Box 7017- 1 Council Drive Eaton Western Australia 6232 ABN: 57 305 829 653		Telephone 08 9724 0000 Facsimile 08 9724 0091 Online www.dardanup.wa.gov.au

ALUMINIUM:

- ### GALVANISED STRUCTURAL STEELWORK:

- FOOTING NOTE

NEW SINGLE POLE SIDE SWING TOWER 1:20

1:20

1:20

MEMBERS

NOTE:

ANY REVISIONS OR EXTRA DRAWINGS REQUESTED FOLLOWING THE ORIGINAL ISSUE OF DRAWINGS WILL INCUR ADDITIONAL FEES.



ALL FOOTINGS AND SITE WORK SHOWN ON THESE DRAWINGS SHALL BE CERTIFIED FOLLOWING INSPECTIONS BY SHOWERS ENGINEERING P/L. WORK CARRIED OUT BY OTHERS AND NOT CERTIFIED BY THIS FIRM SHALL NOT BE THE RESPONSIBILITY OF THIS FIRM FOR COMPLIANCE, APPROVALS OR INDEMNITY.

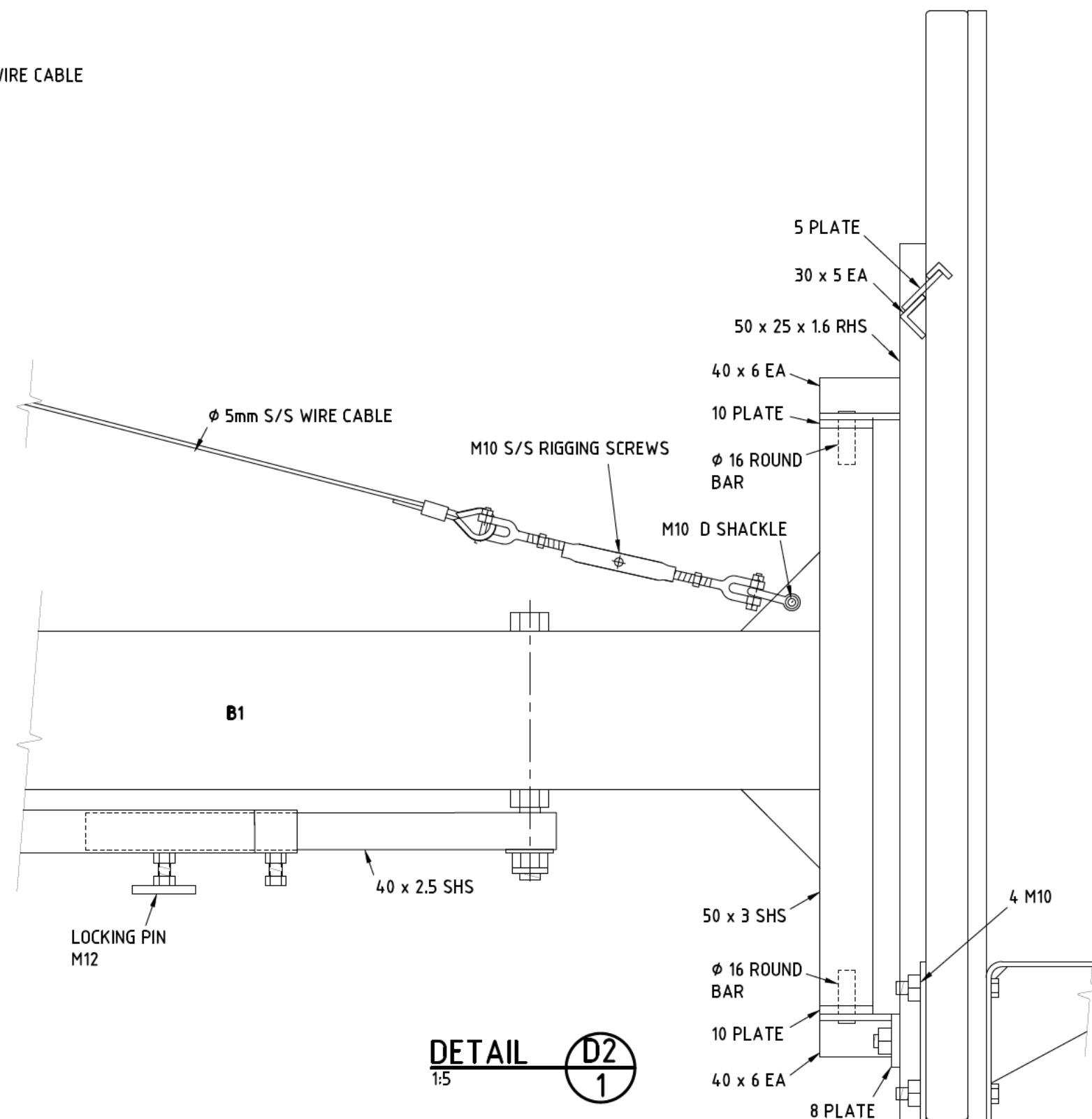
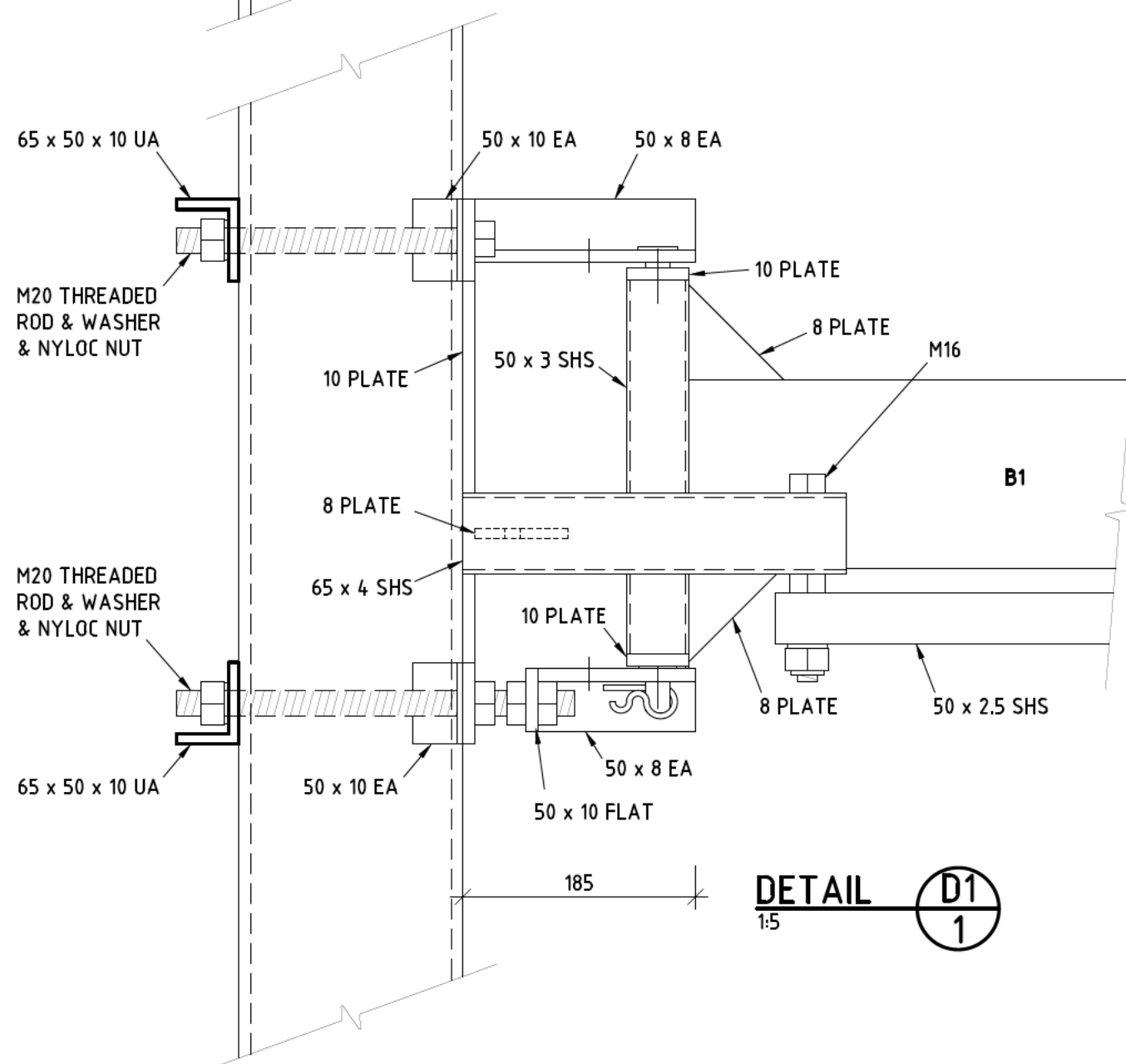
THE DESIGN & DRAWINGS REFERRED TO HERE HAVE BEEN
PREPARED WITHOUT CONSIDERATION OF THE WHS QLD CODE OF
PRACTICE 2013.


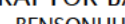



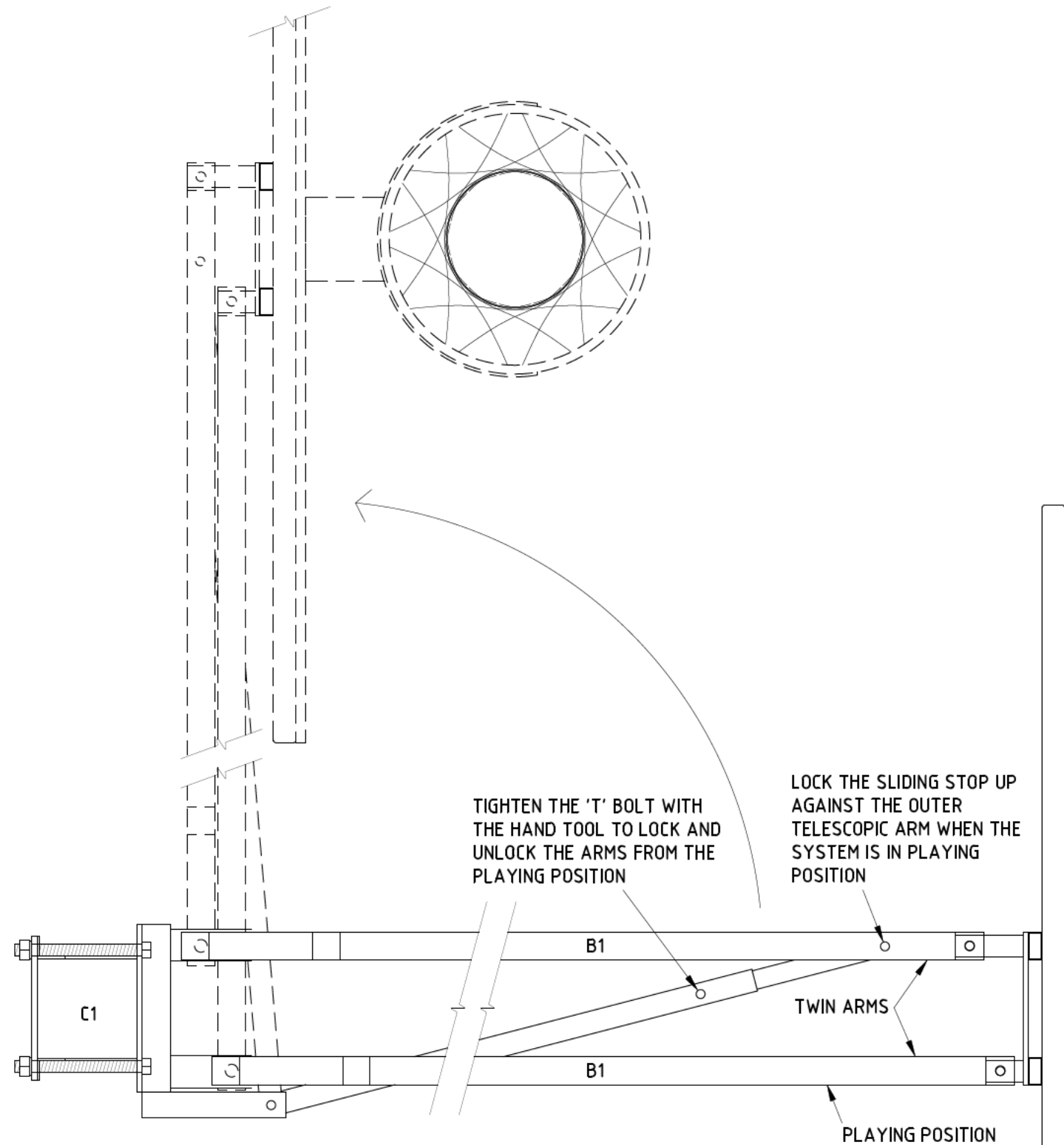
CIVIL AND
STRUCTURAL
ENGINEERS

P 07 5578 8088 | info@esenengineering.com
Suite 12, Building 3 - Level 2 Lakehouse Offices
34-36 Glenferrie Dr, Robina QLD 4226

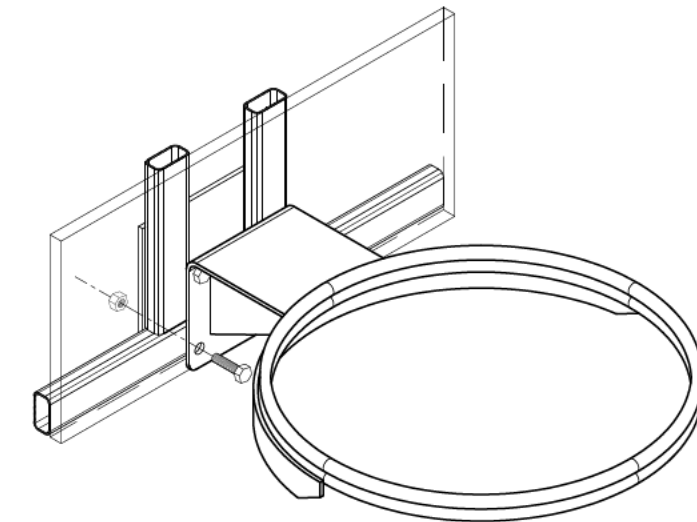
0	FIRST ISSUE	10.06.22	PROJECT RAPTOR BASKETBALL TOWER BENSONHURST PARADE RESERVE POINT COOK VIC 3030
REV	DESCRIPTION	DATE	
DATE	JUN '22	DRAWN JLB	
DESIGNED	RJS	SCALE AS SHOWN	
SIGNED 			CLIENT  24 ERN HARLEY DRIVE, BURLEIGH HEADS, QLD 4220
R J SHOWERS RPEQ 1547 EC24162 MIE Aust ESEN ENGINEERING PTY LTD ACN 636 547 987			DRAWING No 22310/08 1 OF 3
			REV



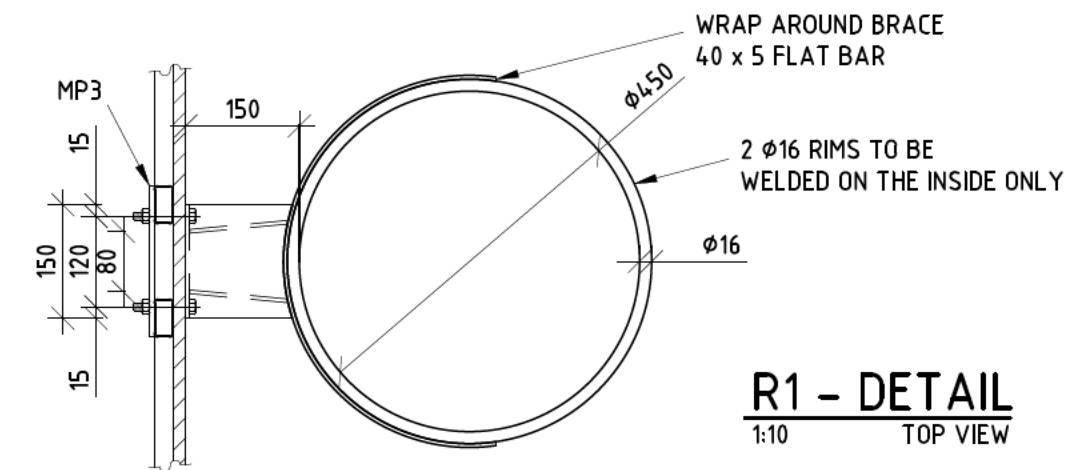
	CIVIL AND STRUCTURAL ENGINEERS		00 FIRST ISSUE 10.06.22	PROJECT RAPTOR BASKETBALL TOWER BENSONHURST PARADE RESERVE POINT COOK VIC 3030
	REV DESCRIPTION DATE		10.06.22 DATE	CLIENT  24 ERN HARLEY DRIVE BURLEIGH HEADS QLD 4220
	DATE JUN '22 DESIGNED RJS SIGNED		DRAWN JLB SCALE AS SHOWN	
			DRAWING No 22310/08	
	R J SHOWERS RPEQ 1547 EC24162 MIE Aust ESEN ENGINEERING PTY LTD ACN 636 547 987		2 OF 3 REV	



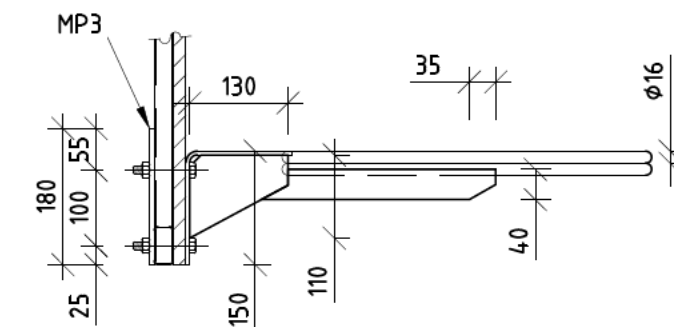
FOLDING DETAIL - PLAN VIEW
1:10



R1 - DETAIL
1:10



R1 - DETAIL
1:10 TOP VIEW





R1 - DETAIL
1:10 SIDE VIEW



CIVIL AND
STRUCTURAL
ENGINEERS

P 07 5578 8088 | info@esenengineering.com
Suite 12, Building 3 - Level 2 Lakehouse Offices
34-36 Glenferrie Dr, Robina QLD 4226

0	FIRST ISSUE	10.06.22
REV	DESCRIPTION	DATE
DATE	JUN '22	DRAWN JLB
DESIGNED RJS	SCALE AS SHOWN	
SIGNED		
 R J SHOWERS RPEQ 1547 EC24162 MIE Aust ESEN ENGINEERING PTY LTD ACN 636 547 987		

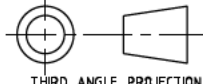
PROJECT RAPTOR BASKETBALL TOWER BENSONHURST PARADE RESERVE POINT COOK VIC 3030		
CLIENT  24 ERN HARLEY DRIVE, BURLEIGH HEADS, QLD 4220		
DRAWING No 22310/08	3 OF 3	REV .

0 5000 10000 20000 30000
Full Size 1:500 ; Half Reduction 1:1000
SCALE (mm)

ALL DIMENSIONS ARE
IN MILLIMETRES

DRAWN IN ACCORDANCE
WITH AS1100-1992

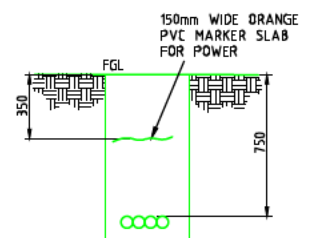
DO NOT SCALE



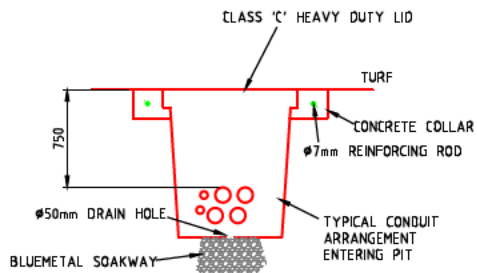
THIRD ANGLE PROJECTION

LEGEND

- XXXX SWITCHBOARD
- E— CABLE/CONDUIT ROUTE
- APPROXIMATE LOCATION OF EXISTING CONDUIT
- FLOODLIGHTING POLE
- SPORTS LIGHTING FLOODLIGHT
- COMMUNITY FLOODLIGHT
- CABLE PIT (ACD66 UDN)



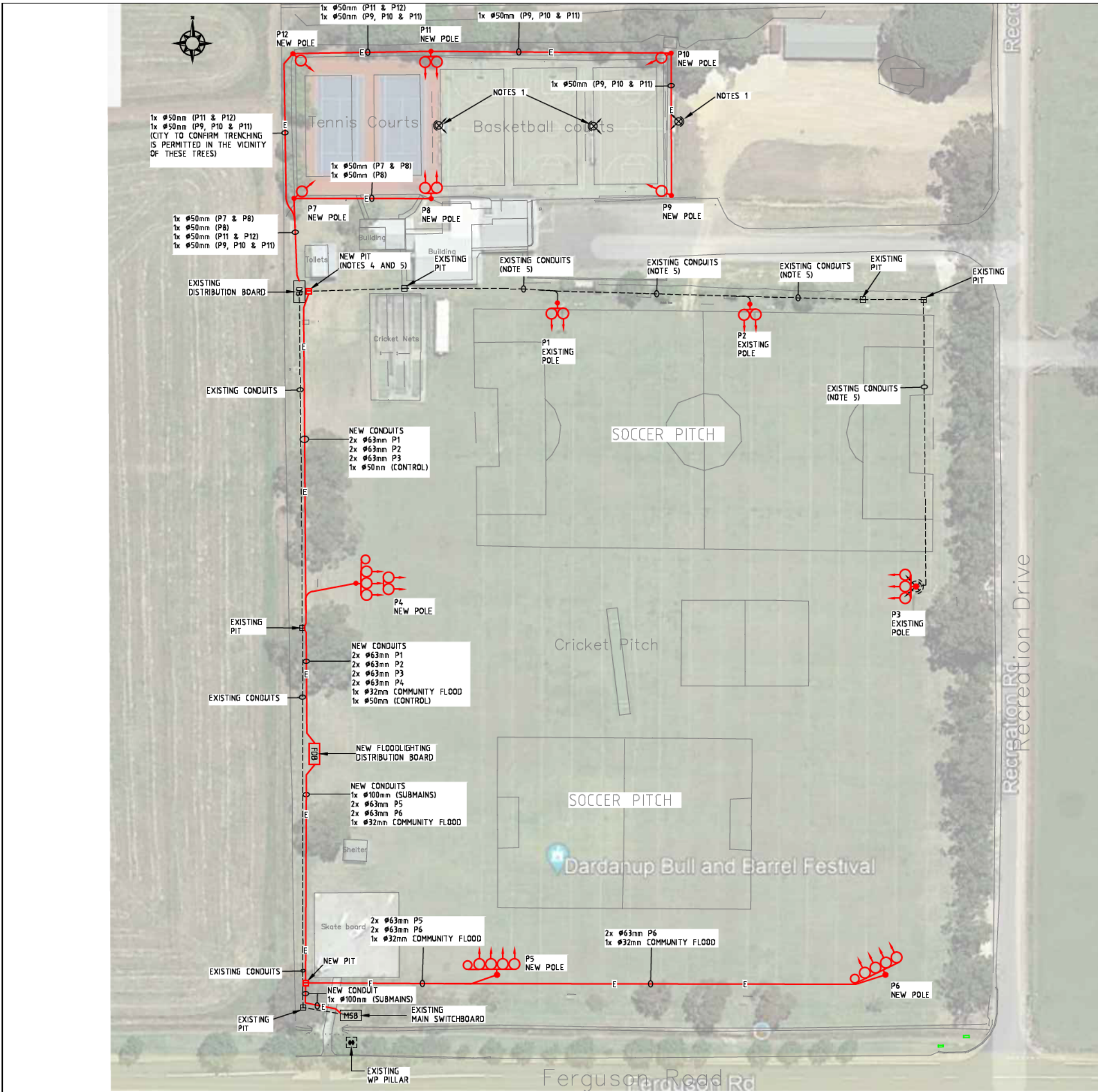
CABLE TRENCH (TYPICAL)
SCALE 120 @ A1



CABLE PIT ILLUSTRATION
NTS

NOTES:

- 1 REMOVE EXISTING TENNIS COURTS POLES WITH FLOODLIGHTS AND BURY FOOTINGS (REFER TO SPECIFICATION CLAUSE 17.7)
- 2 REMOVE EXISTING SOCCER FIELDS FLOODLIGHTS ON POLES P1, P2 AND P3 INCLUDING CONTROL GEARS AND POLE WIRING RETAIN POLES WITH HEADFRAMES
- 3 MACHINE TRENCHING IN THE VICINITY OF THE DRIP LINE IS PROHIBITED HAND TRENCHING REQUIRED WITH CARE ALTERNATIVE ROUTES TO BE AGREED ON WITH CONSULTATION WITH THE CITY
- 4 DISCONNECT EXISTING CIRCUITS INCLUDING FIRE FIGHTING SHED, CLUBROOM, SHED, FLOODLIGHTING ETC CUT IN CABLE PIT RECONNECT CIRCUITS UNLESS OTHERWISE STATED
- 5 DISCONNECT AND REMOVE EXISTING CABLING FROM EXISTING DB TO POLES P1, P2 AND P3 (FLOODLIGHTING CIRCUITS ONLY) REUSE EXISTING CONDUITS TO INSTALL NEW CABLING FROM NEW FLOODLIGHTING DB TO POLES P1, P2 AND P3



ISSUE	REVISION	DATE	CHECKED	ISSUE	REVISION	DATE	CHECKED
A1							

SAGE CONSULTING ENGINEERS Pty. Ltd.
UNIT 1, 17 FOLEY STREET
BALCATTA
WESTERN AUSTRALIA 6021
TEL: (08) 9388 9745
FAX: (08) 9388 9256
Email: msage@inet.net.au
A.C.N. 644 065 529

Copyright of this drawing is vested in
SAGE CONSULTING ENGINEERS
and the contents are solely for the
use of the client and Project identified
in this drawing



ADMINISTRATION CENTRE
P.O. BOX 7016
1 COUNCIL DR
EATON WA 6232
TEL: 08 9724 0000
Email: records@dardanup.wa.gov.au

ELECTRICAL SERVICES
DARDANUP (WELLS PARK)
RECREATION PARK
SITE PLAN

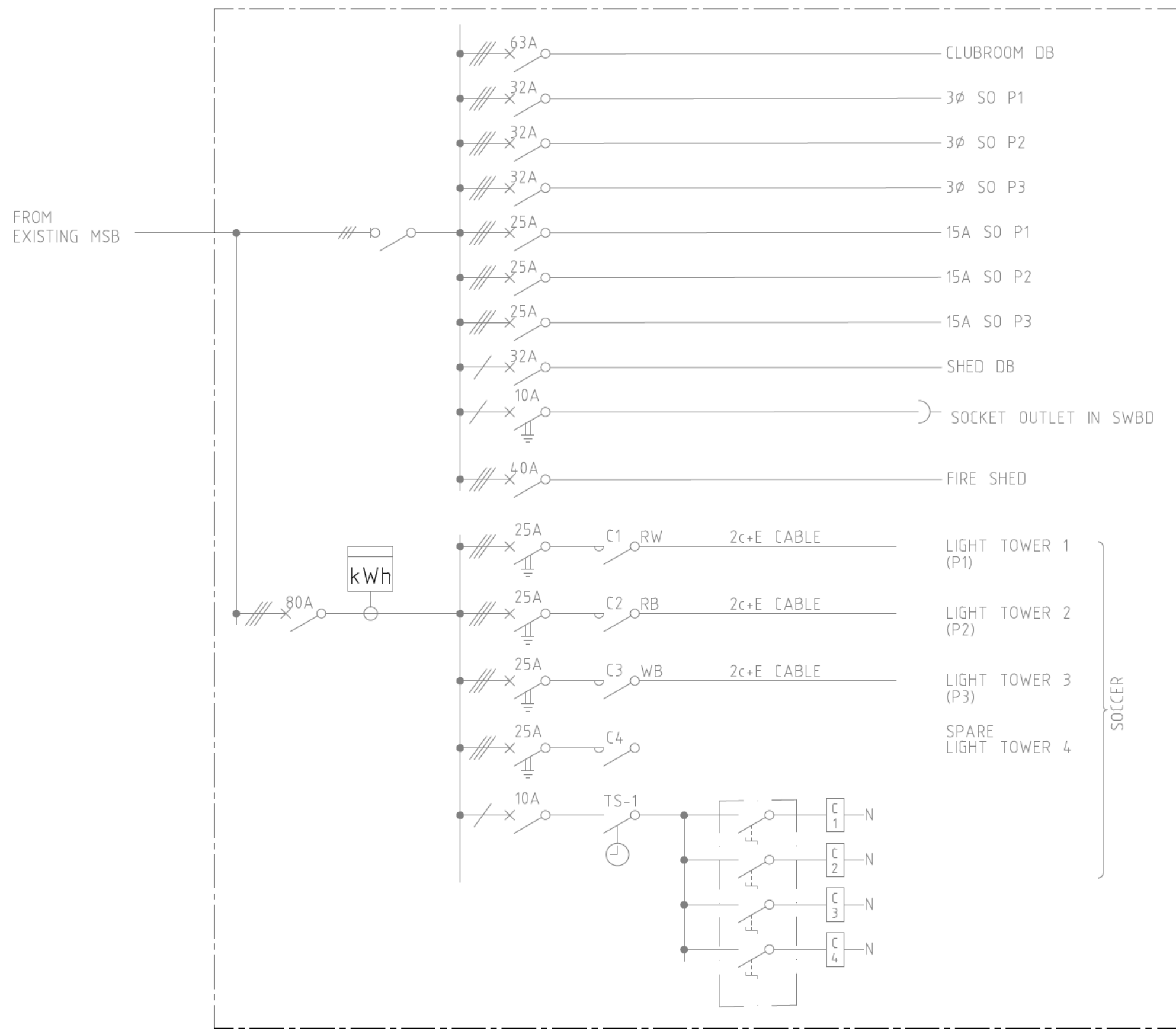
DESIGNED I.A.	DRAWN R.W.	CHECKED A.P.
DATE 13/09/2021	SCALE AS SHOWN @A1	
PROJECT No 2940		DRAWING No E21
SHEET 1 OF 9		



EXISTING MAIN SWITCHBOARD SLD (TO BE RETAINED)

1. ADD NEW DIN MOUNT CIRCUIT BREAKER (NHP DIN-T15, 15KA) TO SUPPLY FLOODLIGHTING DISTRIBUTION BOARD.

[illegible]



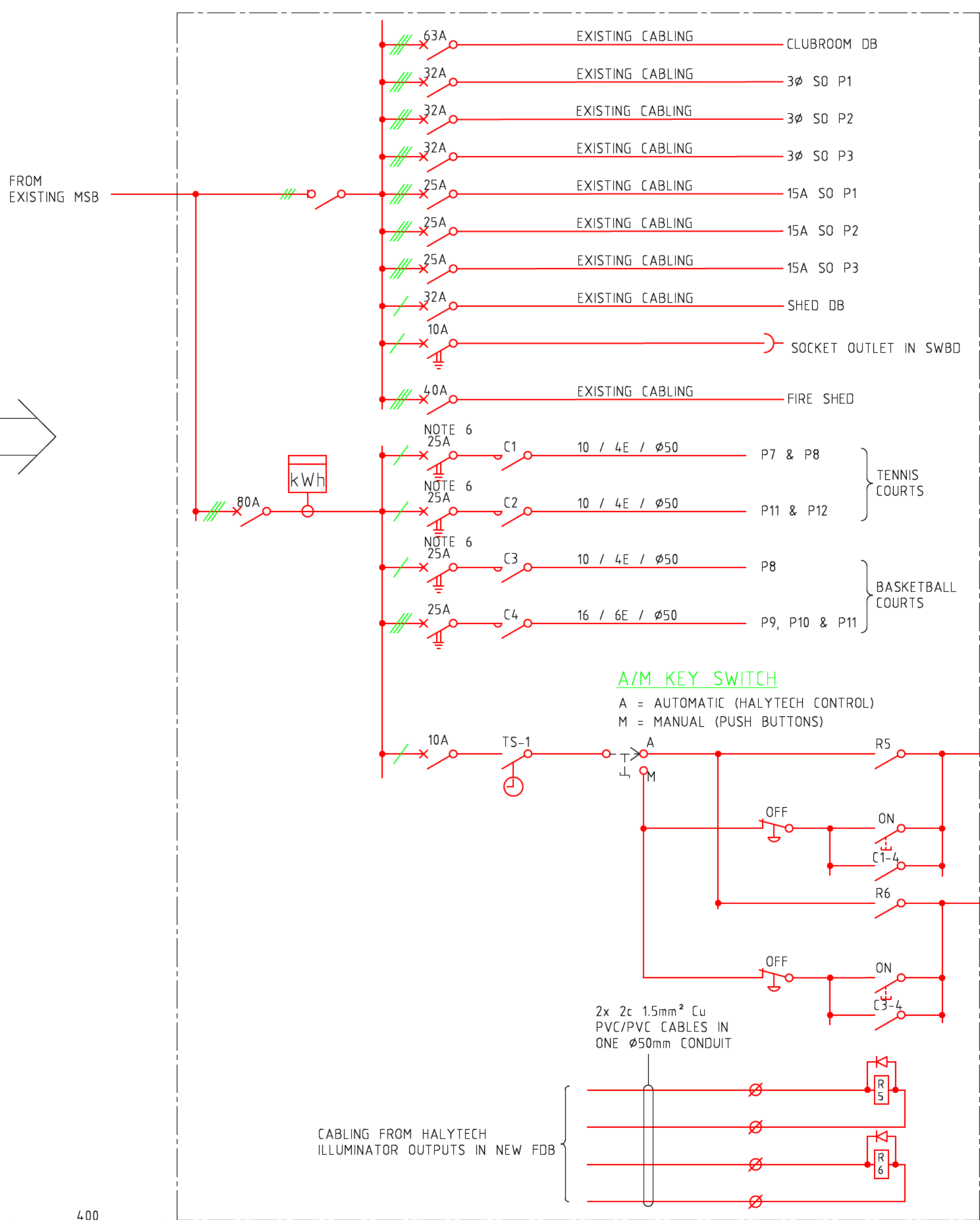
DB SLD (EXISTING TO BE MODIFIED)

NOTES:

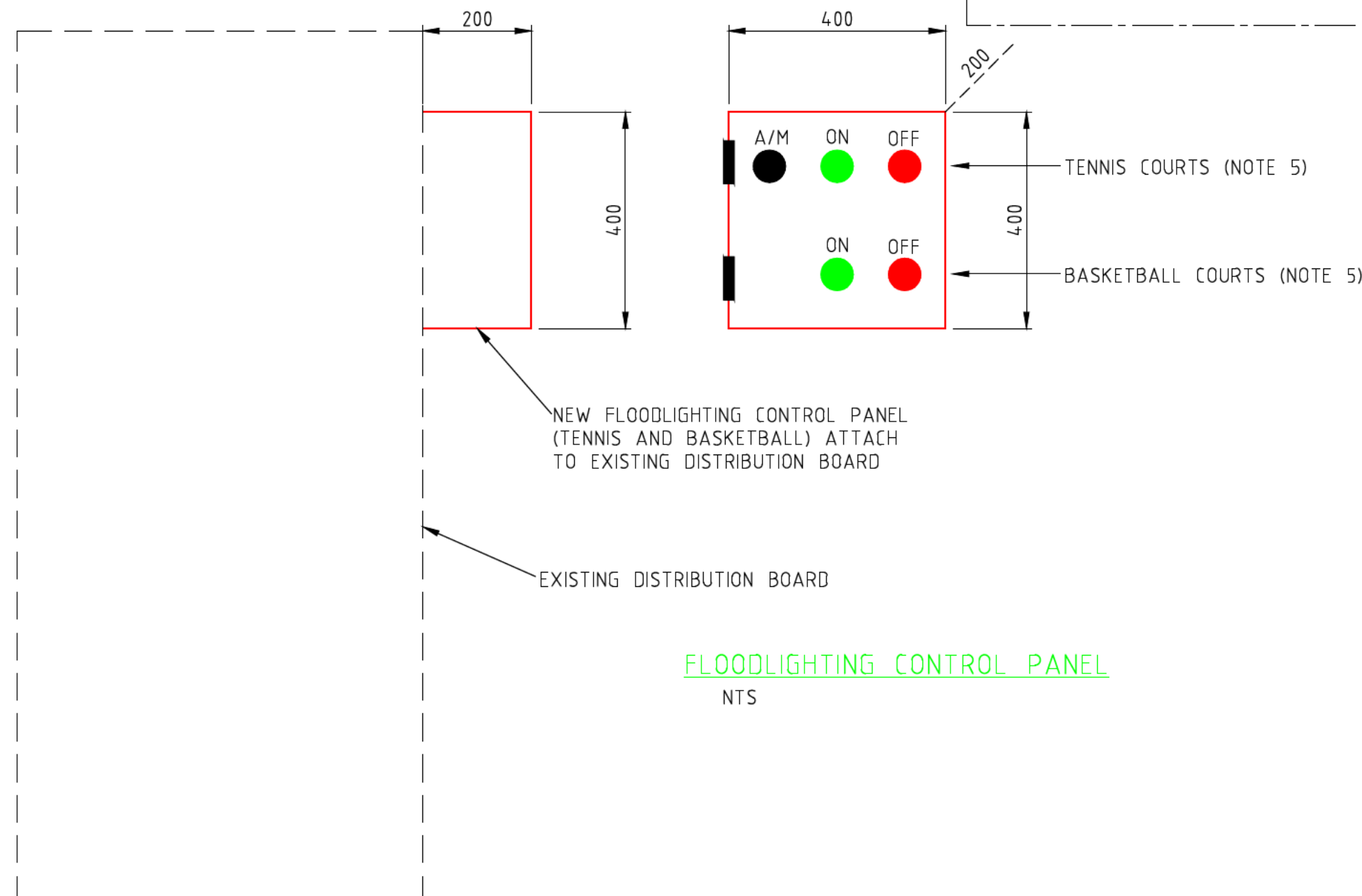
1. DISCONNECT AND REMOVES CABLING TO EXISTING SOCCER FLOODLIGHTING POLES
2. REUSE EXISTING MCB's, RCD's AND CONTACTORS TO SUPPLY TENNIS AND BASKETBALL COURTS NEW FLOODLIGHTING POLES.
3. REMOVE EXISTING FLOODLIGHTING CONTROL SWITCHES IN THE CLUBROOM.
4. INSTALL NEW FLOODLIGHTING CONTROL SYSTEM (FOR COURTS).
5. SCHNIEDER HARMONY Ø22mm CHROMIUM PLATED METAL BEZEL - STYLE 4 (PROJECTING PUSH, SPRING RETURN)
6. REPLACE EXISTING 3POLE RCBO WITH SINGLE POLE RCBO C-CURVE, 10KA.



EXISTING DB PHOTO



DB SLD (MODIFIED)



FLOODLIGHTING CONTROL PANEL
NTS

EXISTING DB
NTS

ALL DIMENSIONS ARE IN MILLIMETRES	
DRAWN IN ACCORDANCE WITH AS1100-1992	
DO NOT SCALE	

SCHEDULE OF SYMBOLS

- CONTACTOR - NO
- MAKE CONTACT
- BREAK CONTACT
- TIME SWITCH
- CIRCUIT BREAKER
- CONTACTOR OR RELAY COIL
- THERMOSTAT
- FUSE
- ON LOAD ISOLATOR
- LINK
- R.C.D
- CIRCUIT BREAKER
- ANTI CONDENSATION HEATER
- SURGE DIVERTERS
- LED DRIVER
- CURRENT TRANSFORMER
- TERMINAL
- kWh METER
- SWITCHBOARD
- EARTH
- FRAME CONNECTION
- 1 PHASE
- 2 PHASE
- 3 PHASE
- CABLE/CONDUIT
- POLE
- FLOODLIGHT
- CABLE PIT
- WESTERN POWER PILLAR
- 10A SOCKET OUTLET

CABLE & CONDUIT CODE

RWB/ACTIVE & NEUTRAL SIZE (mm ²)	EARTH SIZE (mm ²)	CONDUIT SIZE (Ømm)
RWB or AN	E	Ø



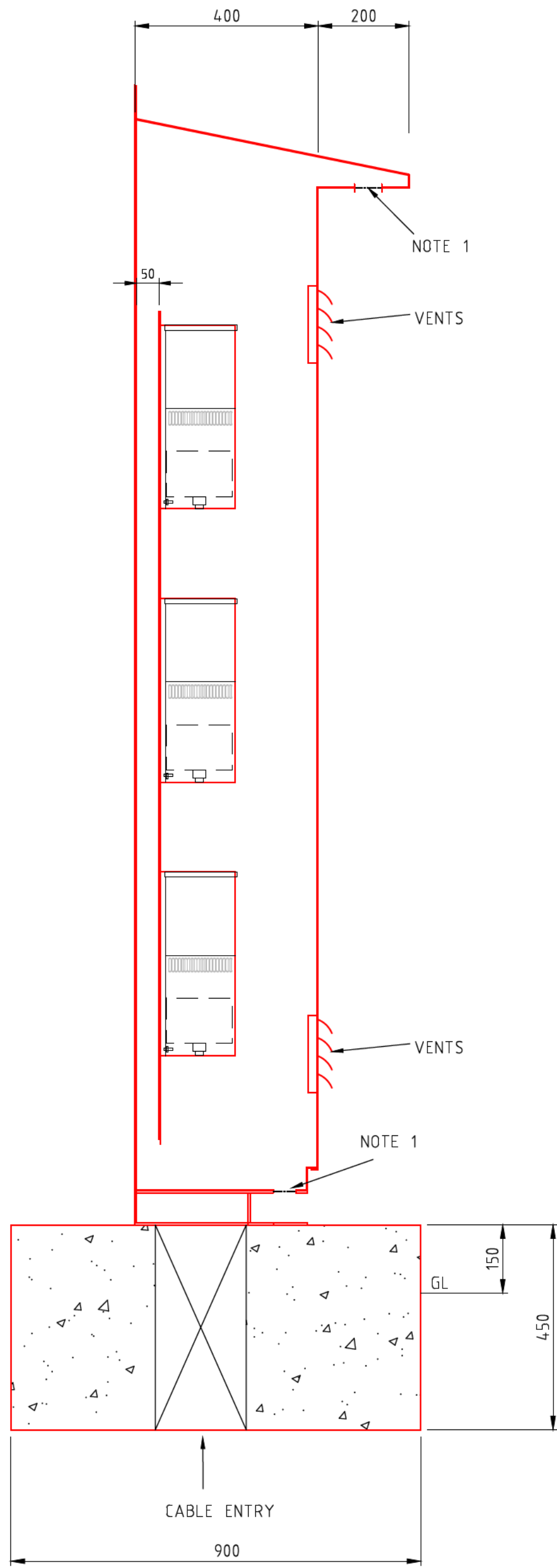
DESIGNED	I. A.	DRAWN	I. A.	CHECKED	A. P.
DATE	05/11/2021	SCALE	AS SHOWN @ A1		
RD		PROJECT No.		DRAWING No.	
		2940		E24	
				SHEET 4 OF 9	

MSB NOTES:

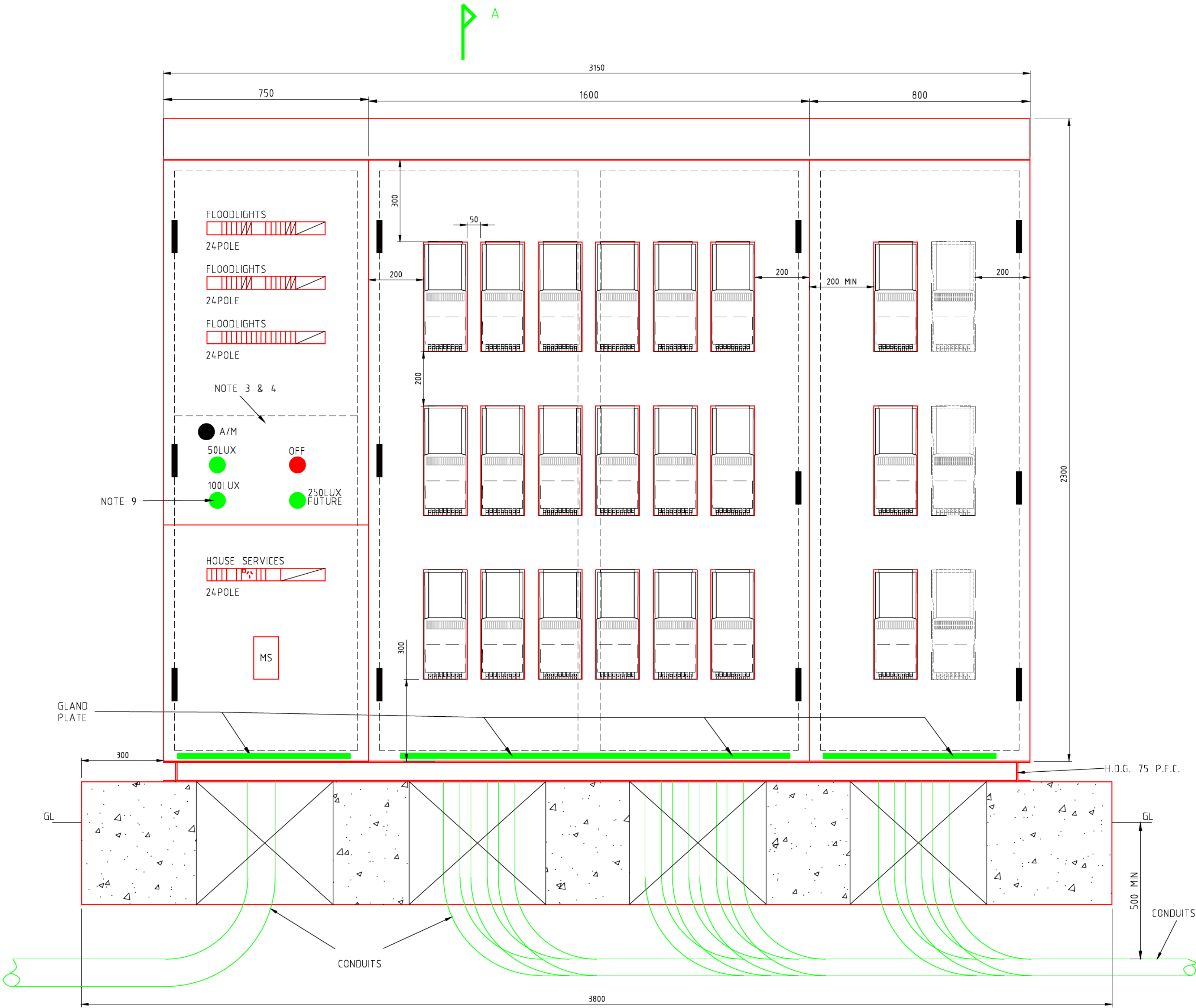
1. PROVIDE VENTILATION OPENINGS 220 x 60mm WITH INSECT MESH INSIDE
2. DRIVER CLEARANCE (TOP, SIDE AND BOTTOM) SHALL BE ACCORDING TO MANUFACTURER'S RECOMMENDATIONS.
3. LIGHT CONTROL PANEL.
4. CONTACTORS, RELAYS, PSU's AND HALYTECH BEHIND ESCUTCHEON.
5. PROVIDE DOOR STAY
6. PROVIDE LOCKABLE DOOR WITH 3 HINGES KEYED TO THE SHIRE'S KEYING SYSTEM.
7. DOOR HANDLE MECHANISM SHALL SECURE DOOR IN THREE LOCATIONS (TOP, MIDDLE & BOTTOM)
8. CONCRETE FOOTING 300 THICK.
9. SCHNIEDER HARMONY Ø22mm CHROMIUM PLATED METAL BEZEL - STYLE 4 (PROJECTING PUSH, SPRING RETURN)

ALL DIMENSIONS ARE
IN MILLIMETRES
DRAWN IN ACCORDANCE
WITH AS1100-1992
DO NOT SCALE

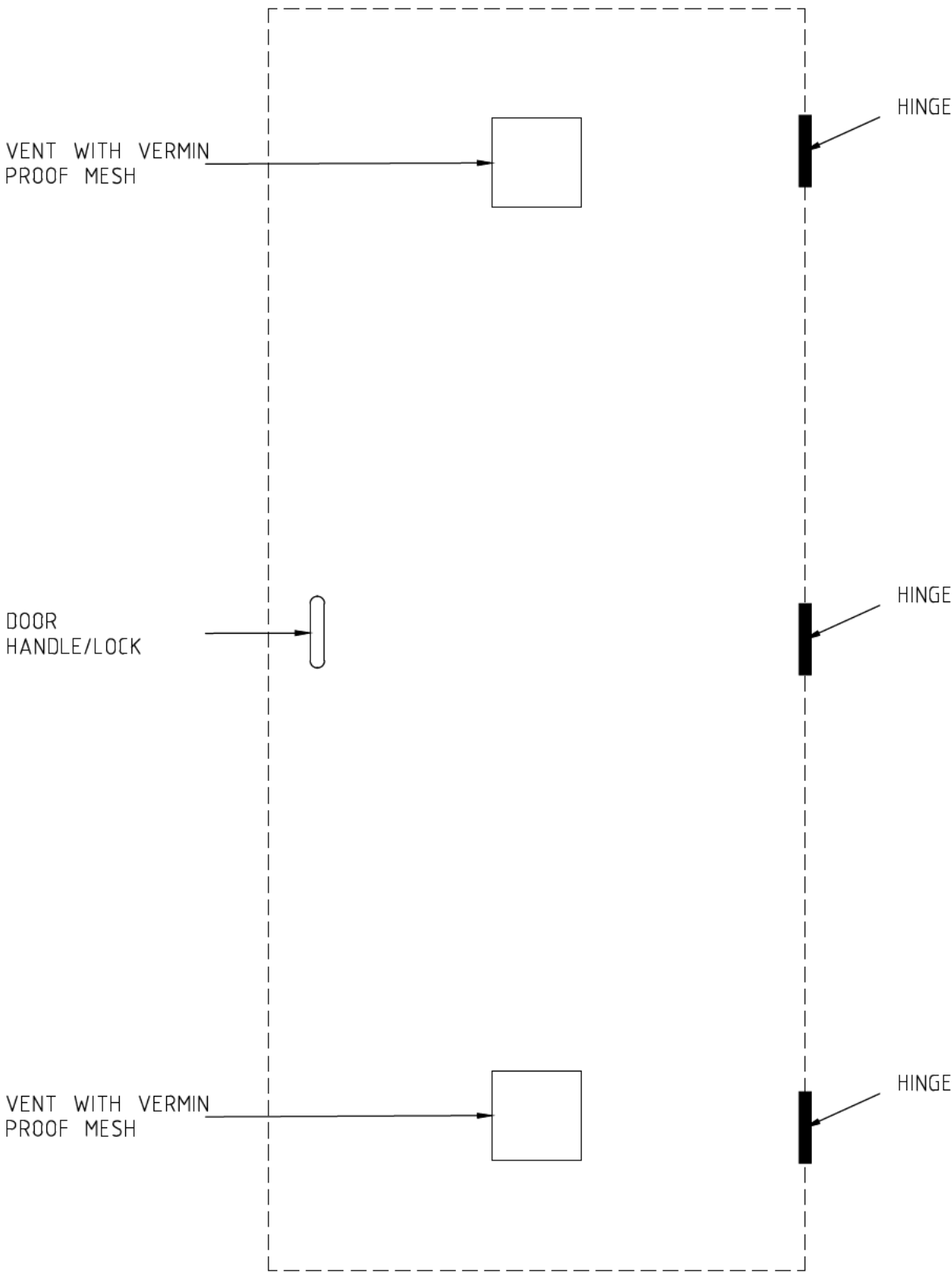
THIRD ANGLE PROJECTION



SECTION A-A

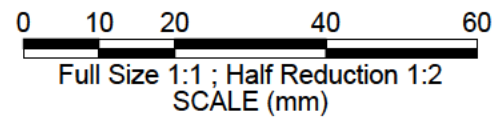


NEW FLOODLIGHTING DISTRIBUTION BOARD LAYOUT
(SCALE 1:10)

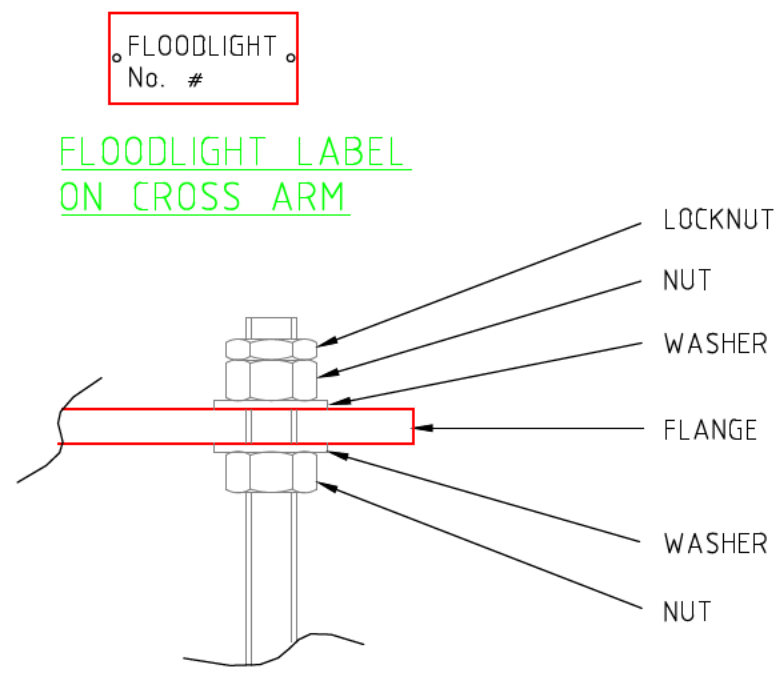


CUBICLE DOOR (TYPICAL)

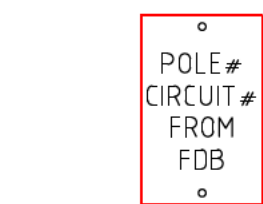
A1	ISSUE	REVISION	DATE	CHECKED	ISSUE	REVISION	DATE	CHECKED	<div>SAGE CONSULTING ENGINEERS Pty. Ltd. UNIT 3, 17 FOLEY STREET BALCATTA WA. 6021 TEL: (08) 9388 9745 FAX: (08) 9388 9256 Email: msage@inet.net.au A.C.N. 644 065 529</div>	<div>Copyright of this drawing is vested in: SAGE CONSULTING ENGINEERS and the contents are solely for the use of the client and Project identified on this drawing.</div> <div>ADMINISTRATION CENTRE P.O. BOX 7016 1 COUNCIL DR EATON WA 6232 TEL: 08 9724 0000 Email: records@dardanup.wa.gov.au</div>	ELECTRICAL SERVICES DARDANUP (WELLS PARK) RECREATIONAL PARK NEW FLOODLIGHTING DISTRIBUTION BOARD LAYOUT	DESIGNED I.A.	DRAWN I.A.	CHECKED A.P.
											DATE 05/11/2021	SCALE AS SHOWN @A1	PROJECT No.	DRAWING No.
													2940	E25 SHEET 5 OF 9



ALL DIMENSIONS ARE IN MILLIMETRES	THIRD ANGLE PROJECTION
DRAWN IN ACCORDANCE WITH AS1100-1992	
DO NOT SCALE	



HOLDING DOWN BOLT DETAILS
NOT TO SCALE

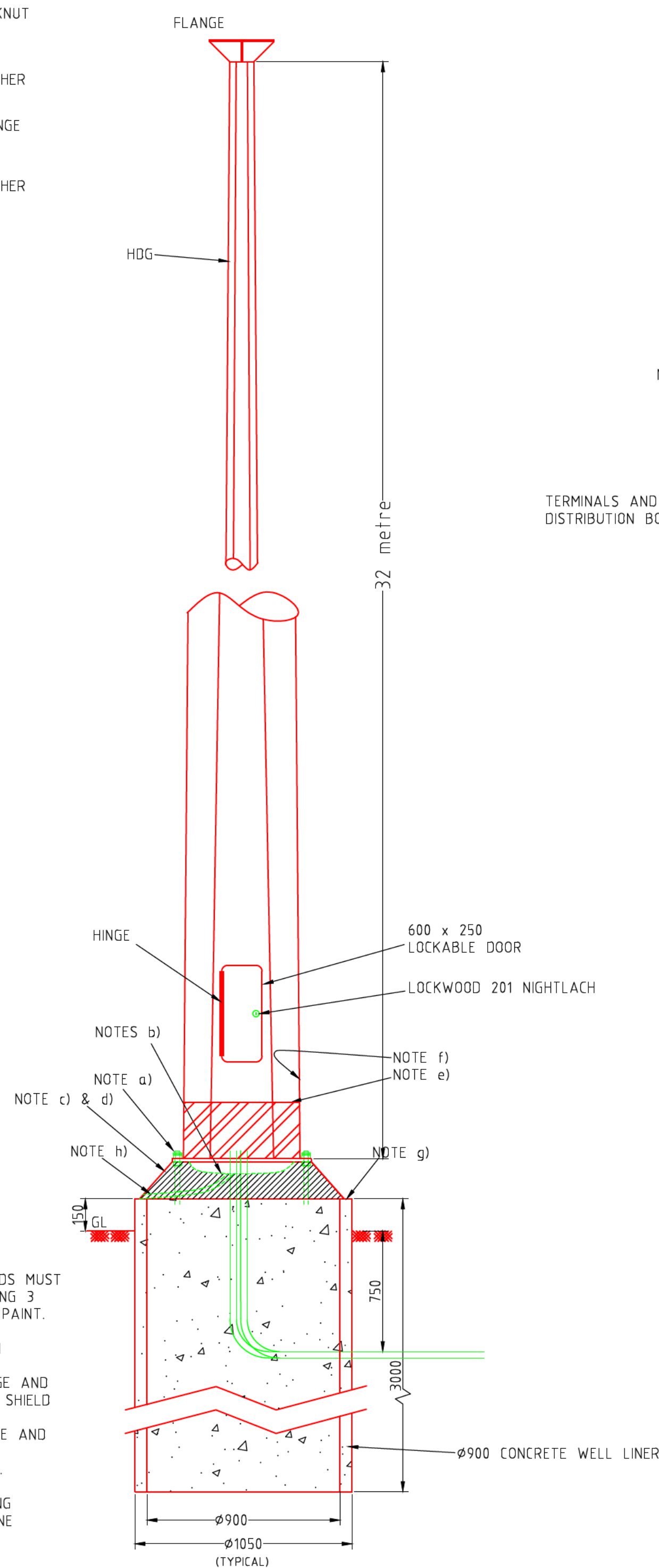


POLE LABEL

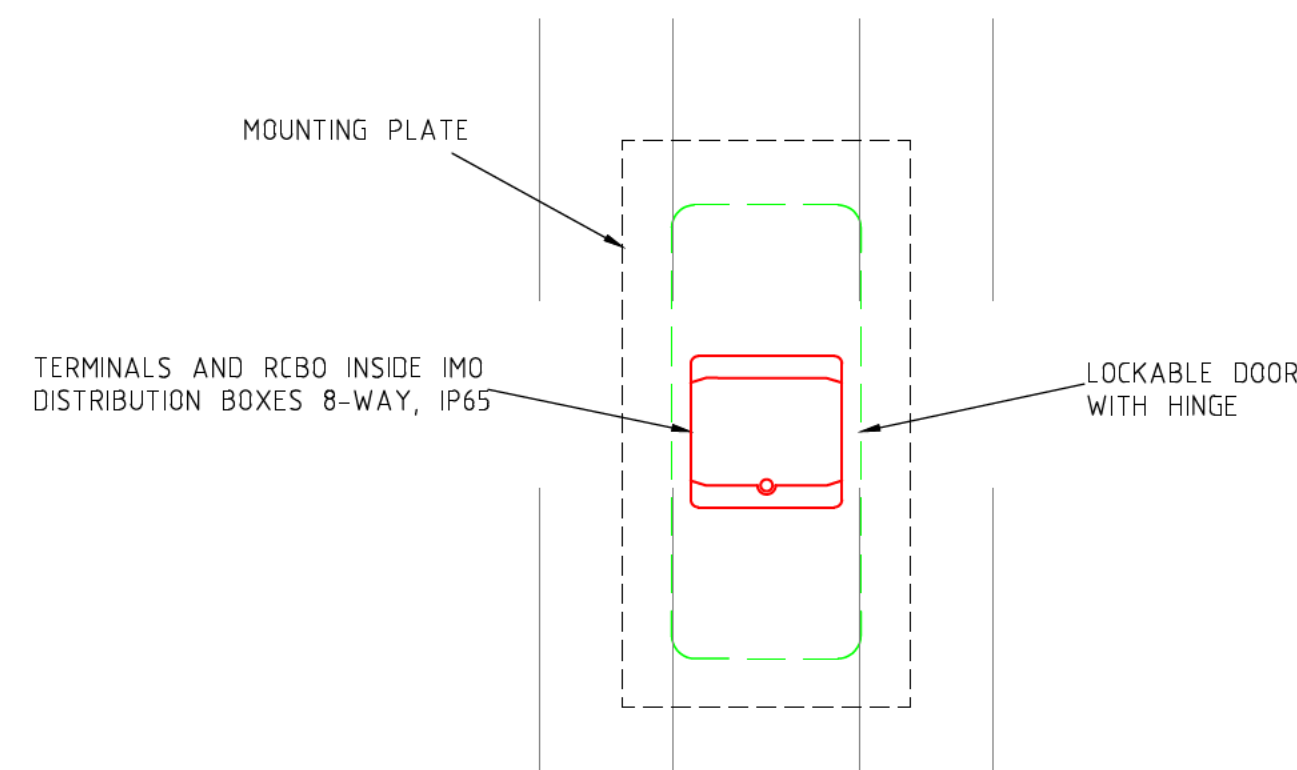
BASIC WIND SPEED REGION A
TERRAIN CATEGORY 2
SPEED PROBABILITY V500
IMPORTANCE LEVEL 2 COMPLY WITH:
AS/NZS 1111
AS/NZS 1112
AS/NZS 1554
AS 1163
AS 1170.2
AS/NZS 1594
AS 1798
AS 2159
AS 3600
AS/NZS 3679
AS/NZS 3834
AS 3996
AS 4100
AS 4600
AS 4680
AS/NZS 4671
AS 4676
AS/NZS 4677

POLE BASE NOTES (NEW):

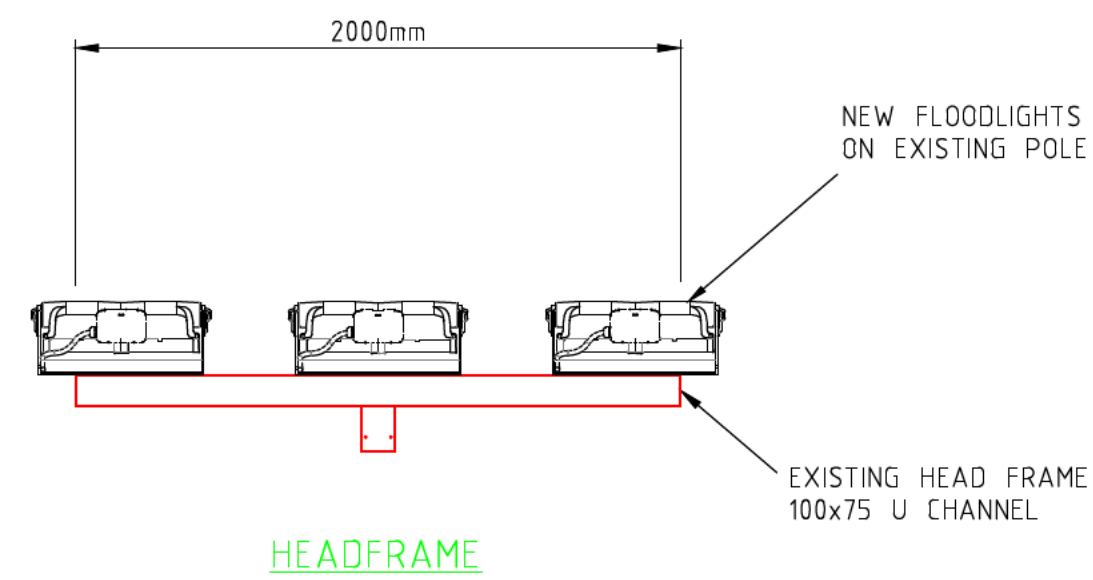
- 16 x M30 @ 750 PCD (TYPICAL TO POLE MANUFACTURERS' DESIGN) AT LEAST 2 THREADS MUST BE EXPOSED. CUT ANY BOLT LENGTH EXCEEDING 3 THREADS & COAT WITH INORGANIC ZINC RICH PAINT.
- GRADE GROUT INSIDE POLE TO DRAIN.
- SEAL GROUT INSIDE & OUTSIDE OF POLE WITH SIKAGARD 700S.
- COAT HOLDING BOLTS, NUTS, WASHERS, FLANGE AND POLE UP TO 350mm WITH GULL GRAY ULTRA SHIELD BY SHIELD COAT.
- SPRAY FISH OIL ONTO INTERIOR OF POLE BASE AND FLANGE.
- FINISH POLE FOOTING WITH NON-SLIP SURFACE.
- POLE AND FOOTING SHALL BE CAPABLE OF WITHSTANDING WIND LOADING OF FLOODLIGHTING INSTALLATION WITH FIVE FLOODLIGHTS AND ONE COMMUNITY FLOODLIGHT.
- CUT DRAIN FLUSH WITH GROUT INSIDE POLE.



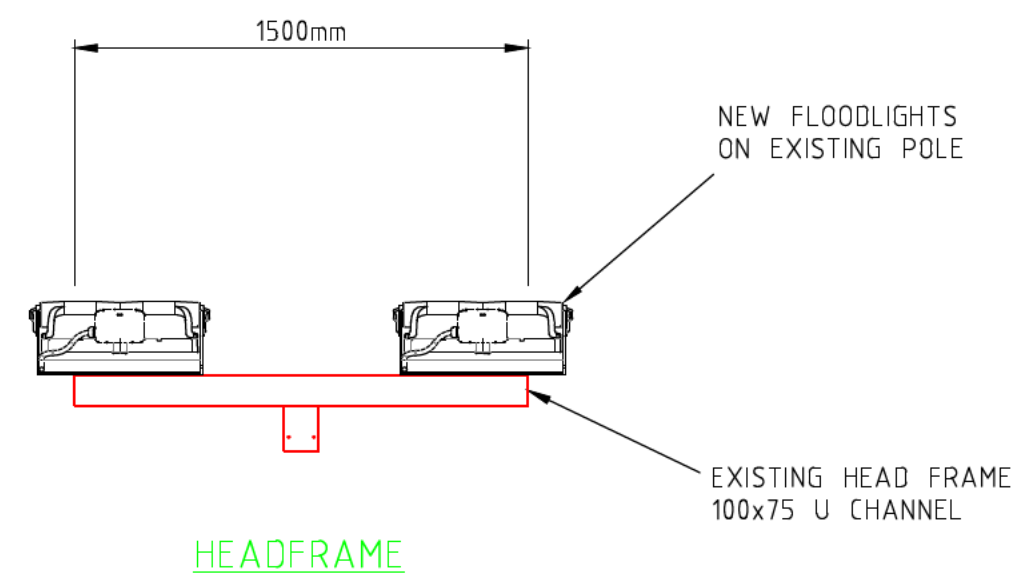
NEW
POLE ILLUSTRATION - TYPICAL
(1:25 @ A1)



POLE BASE
SCALE 1:10 @ A1



HEADFRAME

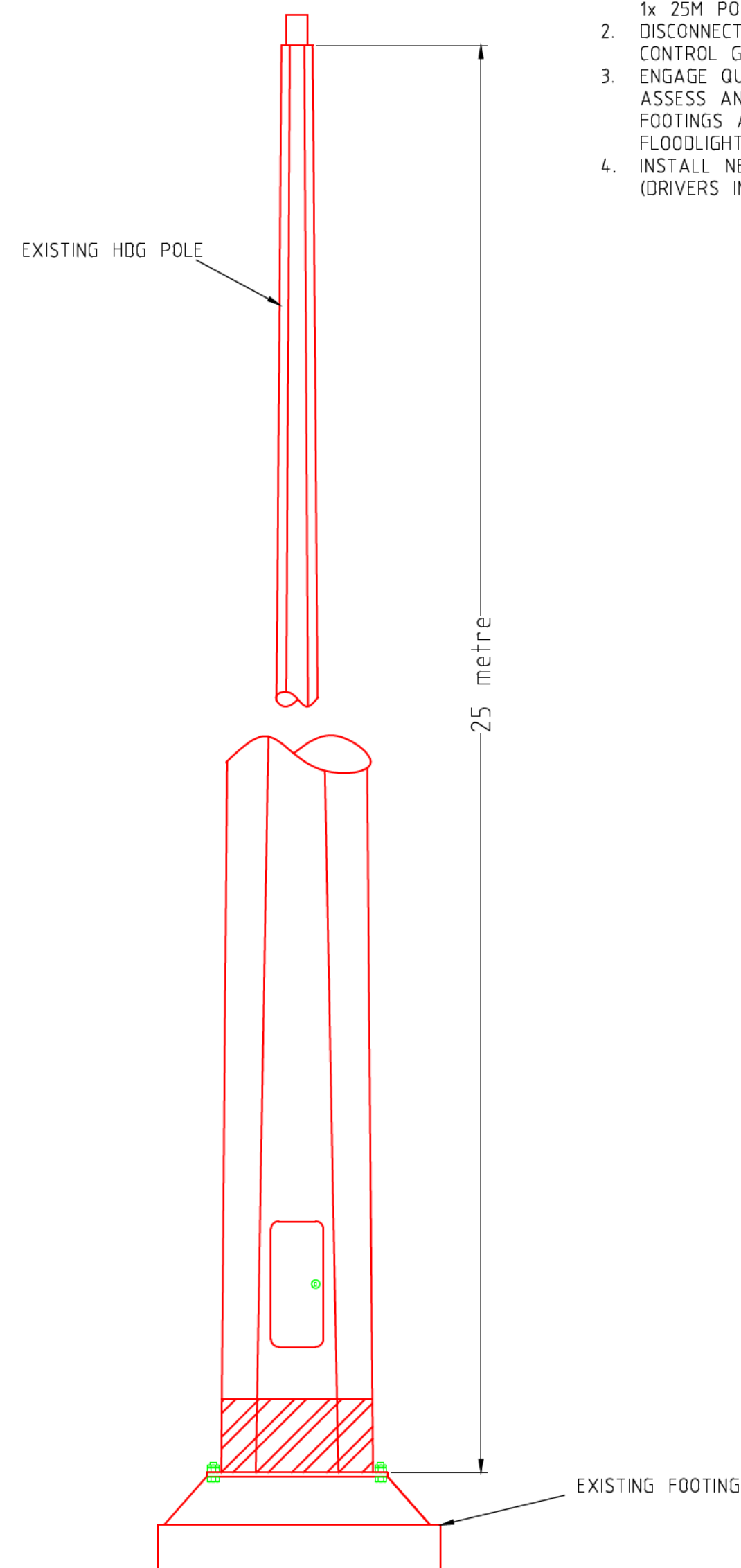


HEADFRAME

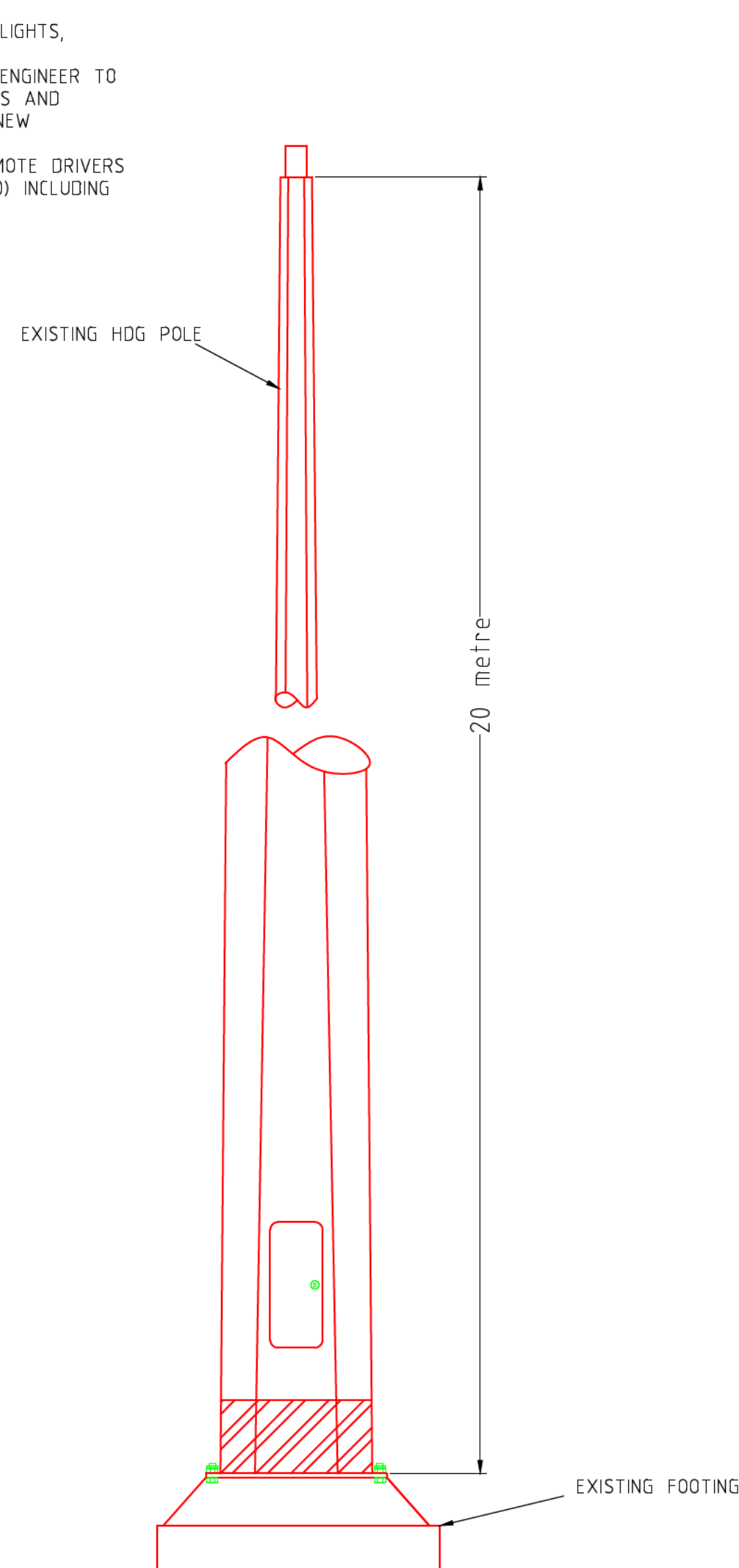
EXISTING POLE NOTES::

- RETAIN EXISTING POLES AND HEADFRAMES (2x 20m AND 1x 25M POLES)
- DISCONNECT AND REMOVE EXISTING FLOODLIGHTS, CONTROL GEARS AND POLE WIRING.
- ENGAGE QUALIFIED STRUCTURAL/GEOTECH ENGINEER TO ASSESS AND CONFIRM THE EXISTING POLES AND FOOTINGS ARE CAPABLE TO WITHSTAND NEW FLOODLIGHTS.
- INSTALL NEW LED FLOODLIGHTS WITH REMOTE DRIVERS (DRIVERS INSIDE NEW DISTRIBUTION BOARD) INCLUDING

NEW POLE WIRING.



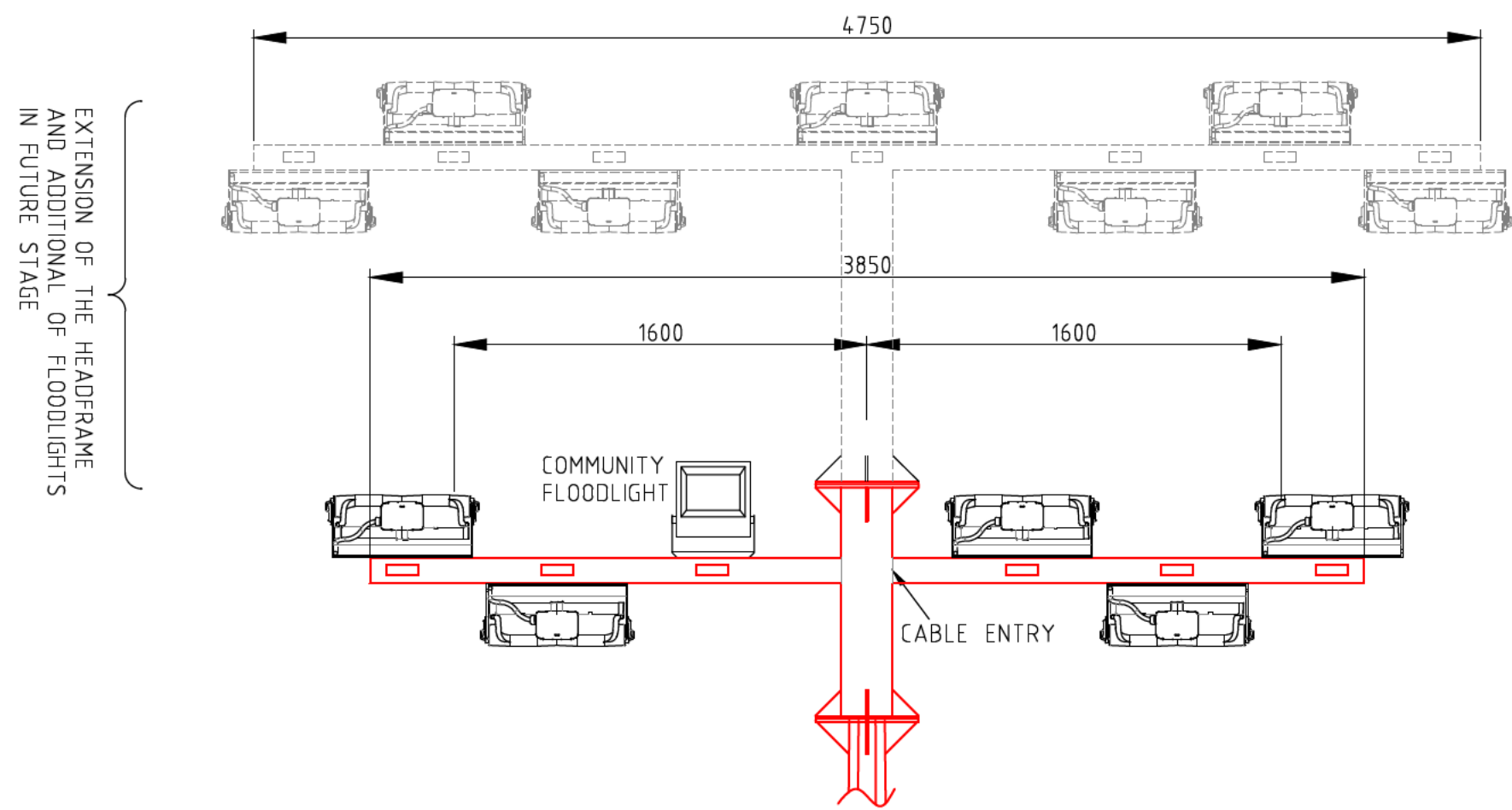
EXISTING 25m POLE
NTS



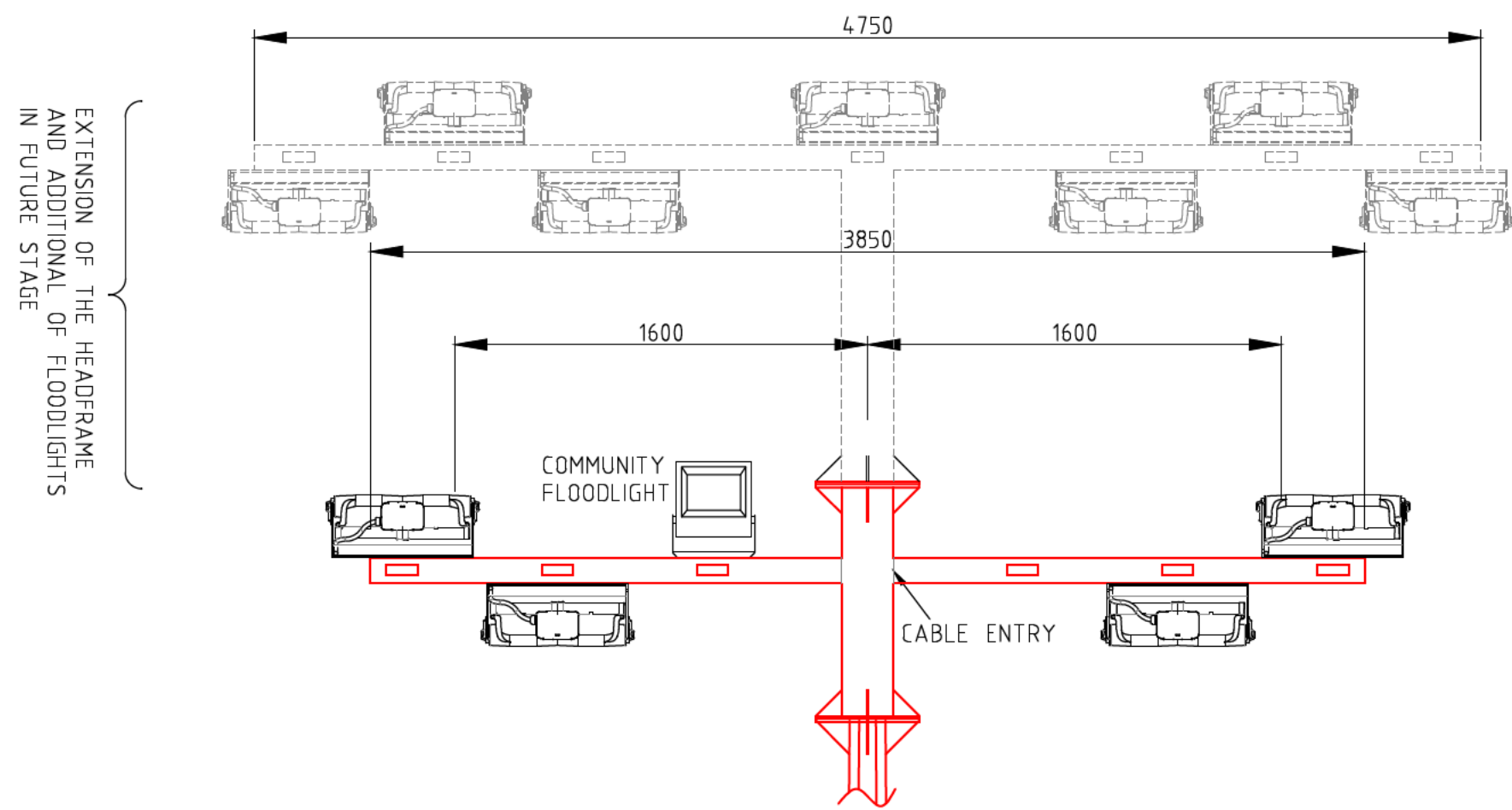
EXISTING 20m POLE
NTS

0 250 500 1000 1500
Full Size 1:25 : Half Reduction 1:50
SCALE (mm)

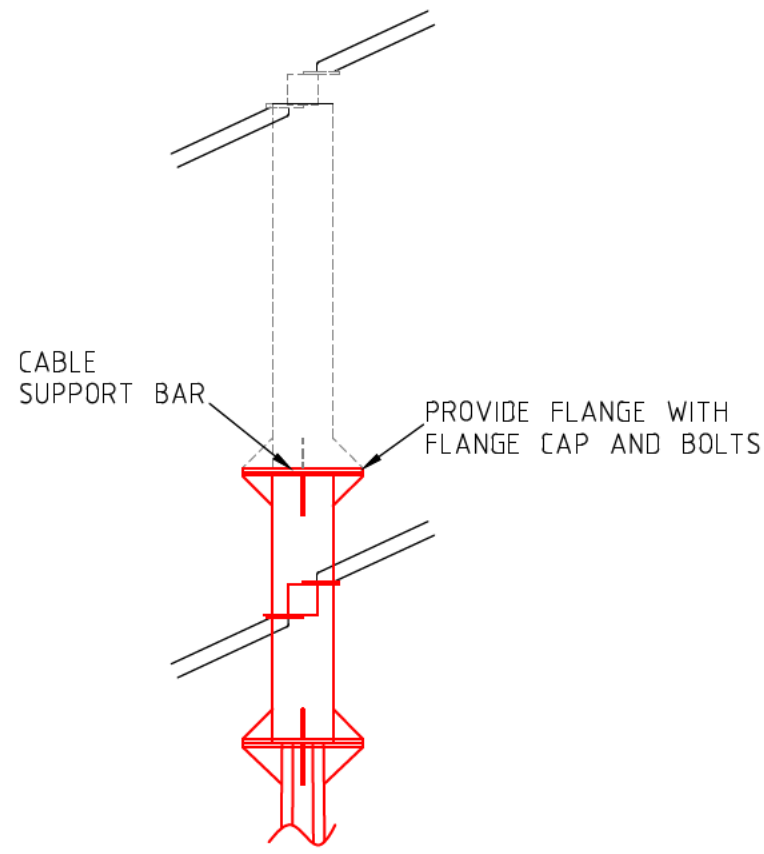
ALL DIMENSIONS ARE IN MILLIMETRES	
DRAWN IN ACCORDANCE WITH AS1100-1992	
DO NOT SCALE	THIRD ANGLE PROJECTION



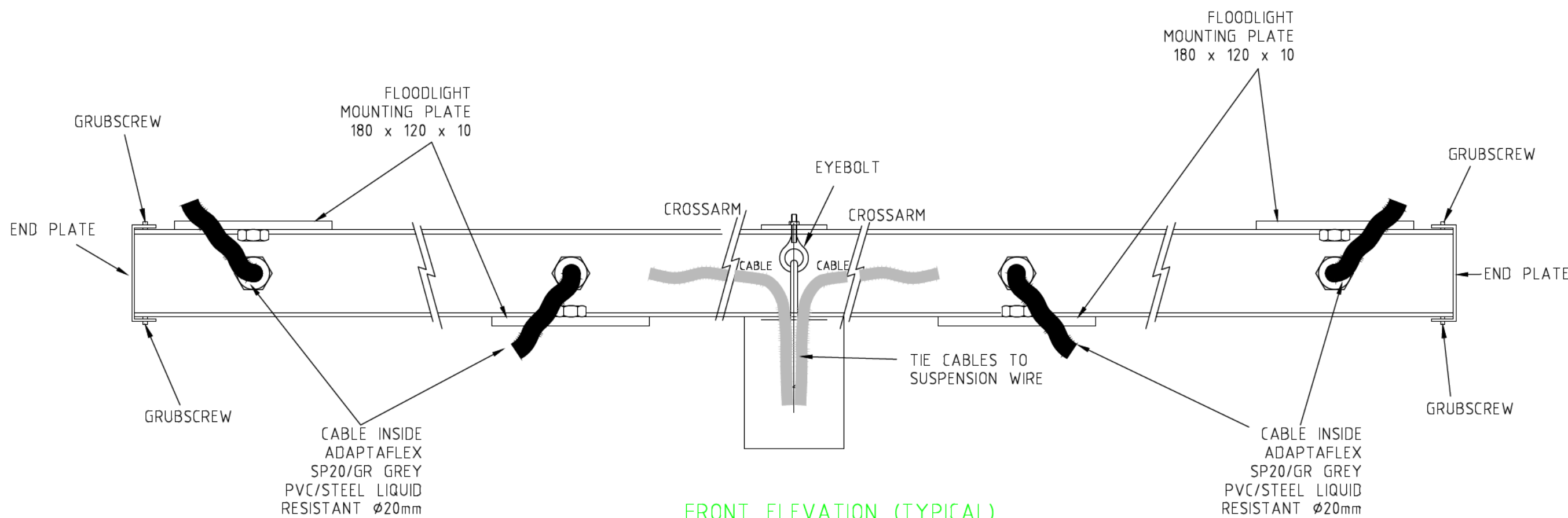
HEADFRAME -
(1:25 @ A1)



HEADFRAME -
(1:25 @ A1)



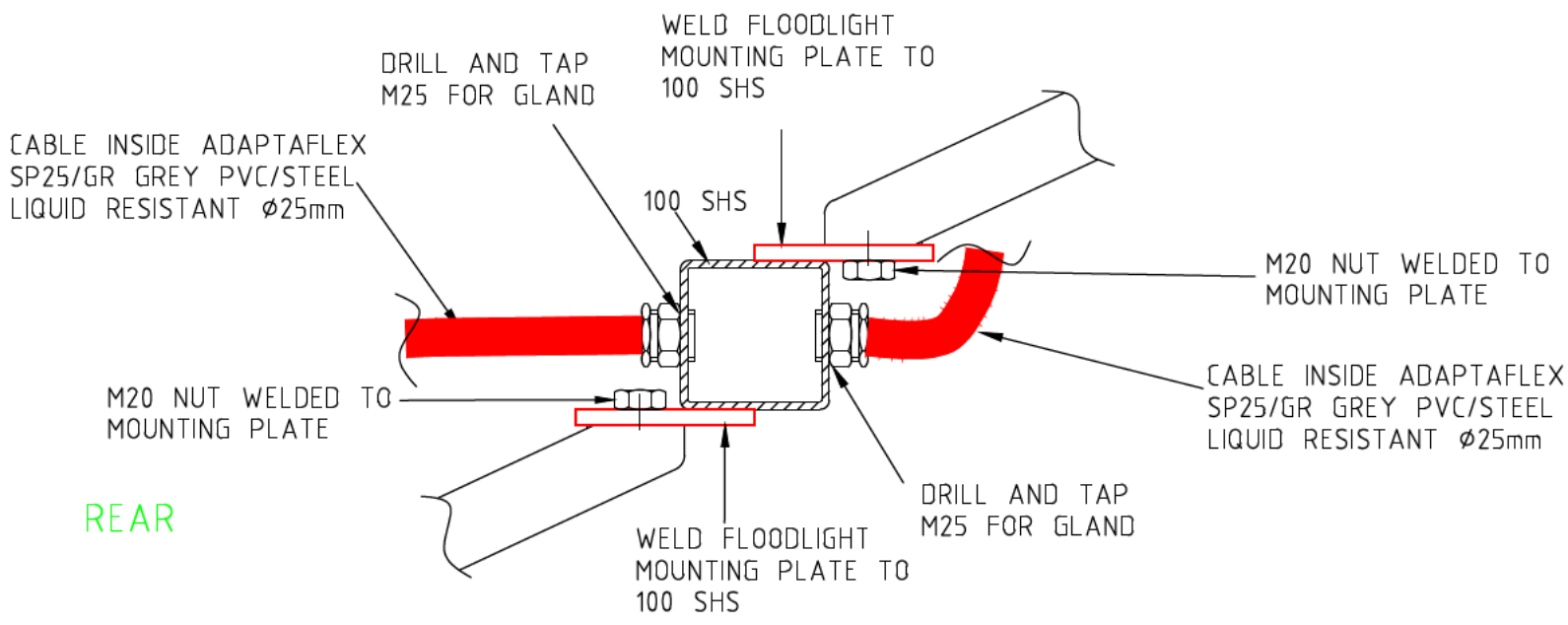
SIDE VIEW



FRONT ELEVATION (TYPICAL)
SCALE 1:5 @ A1

CROSSARM NOTES

1. ENDPLATES TO BE HOT DIP GALVANISED AFTER MANUFACTURE.
2. ALL OPENINGS ON CROSS ARM TO BE BLANKED OFF USING HOT DIP GALVANISED STEEL. SECURE WITH SELF TAPPING SCREWS.
3. DRILL AND TAP CROSSARM FOR INNER CABLE ADAPTOR MOUNTING.



VIEW IN DIRECTION OF ARROW 'A'
SCALE 1:5 @ A1

A1	ISSUE	REVISION	DATE	CHECKED	ISSUE	REVISION	DATE	CHECKED
----	-------	----------	------	---------	-------	----------	------	---------

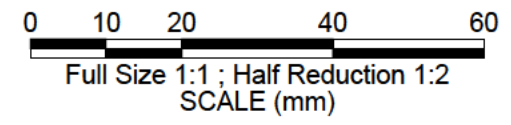
SAGE CONSULTING ENGINEERS Pty. Ltd.
UNIT 3, 17 FOLEY STREET
BALCATTA WA. 6021
TEL: (08) 9388 9745
FAX: (08) 9388 9256
Email: msage@inet.net.au
A.C.N. 644 065 529

Copyright of this drawing is vested in:
SAGE CONSULTING ENGINEERS
and the contents are solely for the use of the client and Project identified on this drawing.

Shire of Dardanup
ADMINISTRATION CENTRE
P.O. BOX 7016
1 COUNCIL DR
EATON WA 6232
TEL: 08 9724 0000
Email: records@dardanup.wa.gov.au

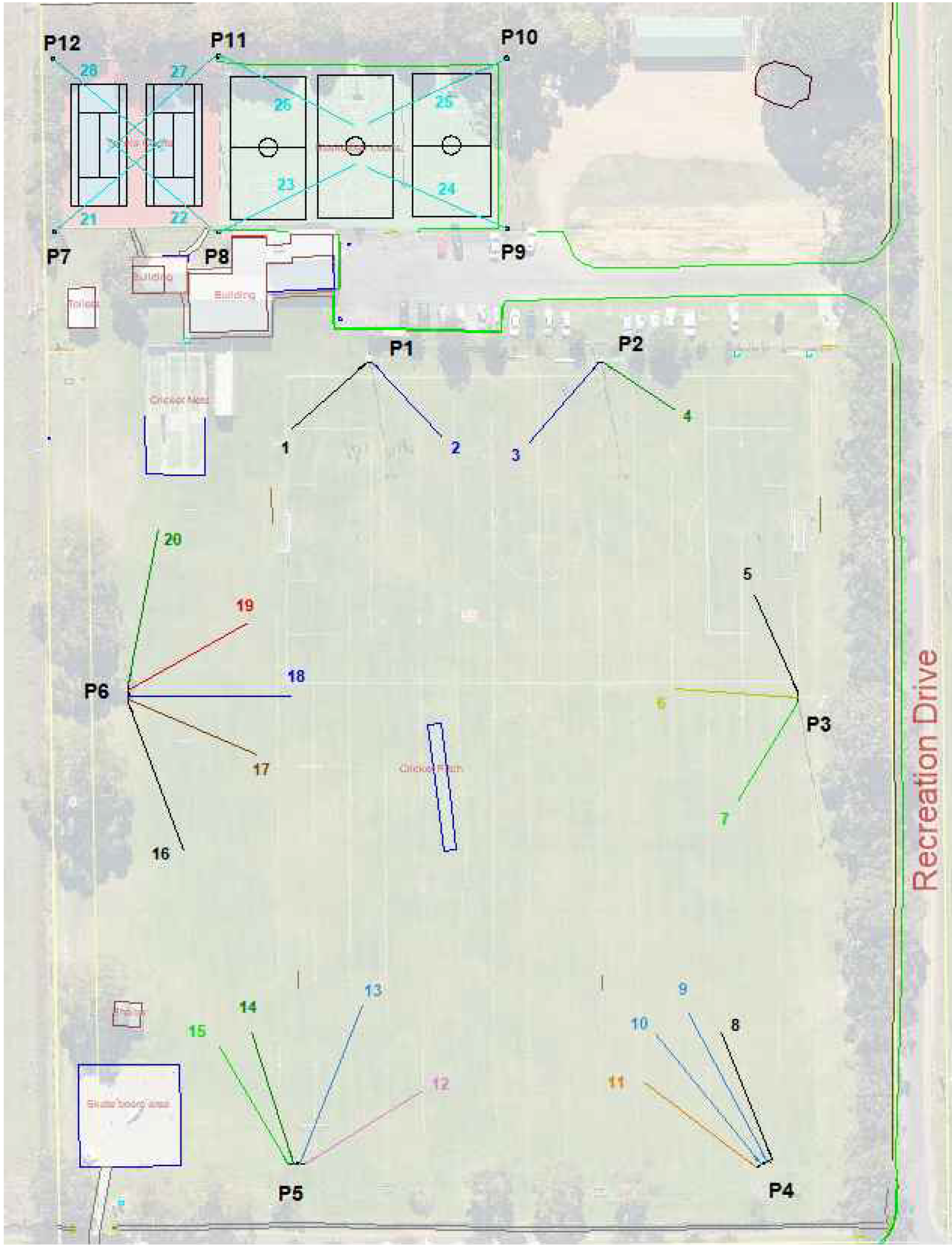
ELECTRICAL SERVICES
DARDANUP (WELLS PARK)
SOCCER
HEADFRAME ILLUSTRATIONS

DESIGNED I.A.	DRAWN I.A.	CHECKED A.P.
DATE 09/11/2021	SCALE AS SHOWN @A1	
PROJECT No.	DRAWING No.	
2940	E27	
	SHEET 7 OF 9	



POLE WIRING DIAGRAM (POLES P8 & P11)

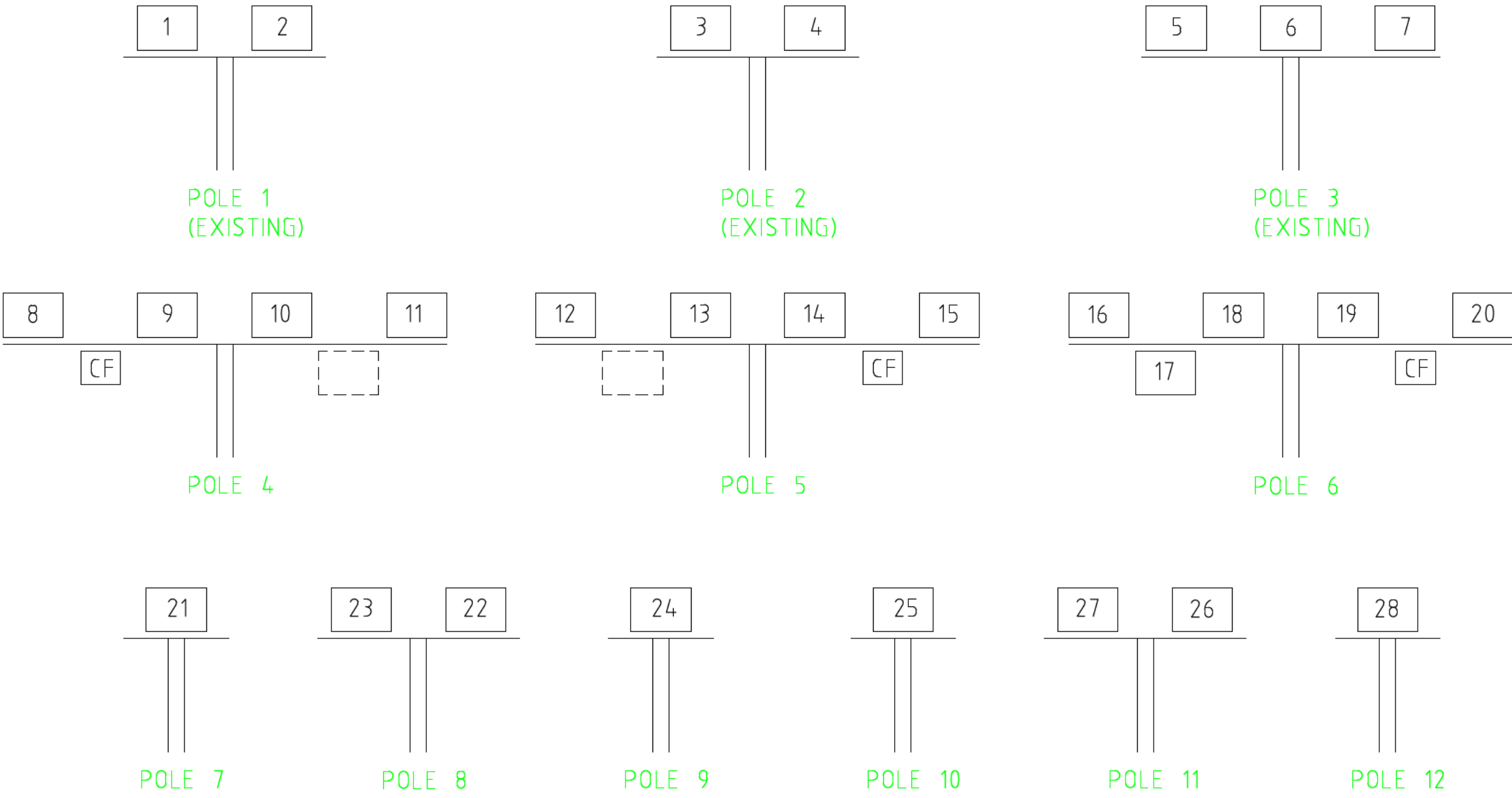
DESIGNED	I.A.	DRAWN	R.W.	CHECKED	A.P.
DATE	03/08/2021	SCALE	AS SHOWN @A1		
			PROJECT No.	DRAWING No.	
			2940	E28	
			SHEET 8 OF 9		



AIMING SCHEDULE

FLOODLIGHT AIMING SCHEDULE (MGA94)				
No	LABEL	AIMING EASTING	AIMING NORTHING	AIMING TILT
1	A.BS.RS	384569.435	6304064.485	5
2	A	384599.305	6304063.176	5
3	A	384615.793	6304062.02	6
4	A.BS.LS	384644.835	6304068.419	0
5	A.BS.RS	384660.165	6304032.336	0
6	C.BS	384644.459	6304013.681	4
7	D.BS.LS	384657.038	6303991.513	2
8	A.BS.RS	384653.721	6303946.572	0
9	A.BS	384647.079	6303950.477	6
10	A.BS	384640.593	6303946.412	6
11	B.BS.LS	384638.277	6303937.015	1
12	C.BS.RS	384595.509	6303935.089	0
13	A.BS	384583.555	6303951.836	6
14	A.BS.LS	384561.799	6303946.483	0
15	D.BS.LS	384555.14	6303944.011	0
16	A.BS.RS	384548.49	6303981.791	4
17	C	384562.947	6304000.624	1
18	A	384569.855	6304012.171	5
19	B	384561.121	6304026.758	0
20	A.BS.LS	384543.433	6304045.162	4
21	F	384544.925	6304121.815	27
22	F	384533.028	6304122.038	27
23	F	384582.465	6304116.702	28
24	F	384584.268	6304115.886	28
25	F	384584.551	6304124.705	28
26	F	384582.248	6304123.939	28
27	F	384533.218	6304118.81	27
28	F	384544.757	6304118.85	27

- AIMING NOTES:
- a) X AND Y COORDINATES ARE FOR AIMING PURPOSES ONLY.
- b) FLOODLIGHTS TILT ANGLE MUST BE SET AFTER AIMING IS COMPLETE (AS SHOWN IN THE TABLE).
- c) HEADFRAME ORIENTATION TO BE AS PER SITE PLAN DRAWING.



HEADFRAME ARRANGEMENT NOTES

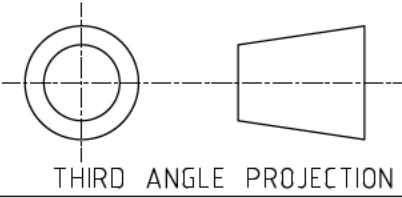
1. HEADFRAME LAYOUTS ARE FRONT VIEWS (FROM MIDDLE OF THE PLAYING FIELD)

LEGEND

- XX SPORT FLOODLIGHT FRONT VIEWS (FROM MIDDLE OF THE PLAYING FIELD)
- SPARE LOCATION (FUTURE)
- CF COMMUNITY FLOODLIGHT

0 250 500 1000 1500
Full Size 1:25 : Half Reduction 1:50
SCALE (mm)

ALL DIMENSIONS ARE
IN MILLIMETRES
DRAWN IN ACCORDANCE
WITH AS1100-1992
DO NOT SCALE



THIRD ANGLE PROJECTION

SCHEDULE OF LUMINAIRES

TYPE	DESCRIPTION	LAMP	
A	SYLVANIA BRITELINE RAPTOR GEN 3 A0 OPTIC "SR4H75A0LG3"	LED 1200W 153265 LM 5700K	
A.BS	SYLVANIA BRITELINE RAPTOR GEN 3 A0 OPTIC "SR4H75A0LG3 BS" WITH BACK SHIELD	LED 1200W 137993 LM 5700K	
A.BS.LS	SYLVANIA BRITELINE RAPTOR GEN 3 A0 OPTIC "SR4H75A0LG3 BS SS LEFT" WITH BACK SHIELD AND SIDE SHIELD (LEFT)	LED 1200W 131390 LM 5700K	
A.BS.RS	SYLVANIA BRITELINE RAPTOR GEN 3 A0 OPTIC "SR4H75A0LG3 BS SS RIGHT" WITH BACK SHIELD AND SIDE SHIELD (RIGHT)	LED 1200W 130963 LM 5700K	
B	SYLVANIA BRITELINE RAPTOR GEN 3 A1 OPTIC "SR4H75A1LG3"	LED 1200W 158326 LM 5700K	
B.BS.LS	SYLVANIA BRITELINE RAPTOR GEN 3 A1 OPTIC "SR4H75A1LG3 BS SS LEFT" WITH BACK SHIELD AND SIDE SHIELD (LEFT)	LED 1200W 139810 LM 5700K	
C	SYLVANIA BRITELINE RAPTOR GEN 3 A2 OPTIC "SR4H75A2LG3"	LED 1200W 156039 LM 5700K	
C.BS	SYLVANIA BRITELINE RAPTOR GEN 3 A2 OPTIC "SR4H75A2LG3 BS" WITH BACK SHIELD	LED 1200W 139332 LM 5700K	
C.BS.RS	SYLVANIA BRITELINE RAPTOR GEN 3 A2 OPTIC "SR4H75A2LG3 BS SS RIGHT" WITH BACK SHIELD AND SIDE SHIELD (RIGHT)	LED 1200W 130963 LM 5700K	
D.BS.LS	SYLVANIA BRITELINE RAPTOR GEN 3 A3 OPTIC "SR4H75A3LG3 BS SS LEFT" WITH BACK SHIELD AND SIDE SHIELD (LEFT)	LED 1200W 141817 LM 5700K	
F	PHILIPS OPTIVISION LED GEN3.5 BVP518 A35-MNB	LED 945W 123495 LM 5700K	
	COMMUNITY FLOODLIGHT PIERLITE 100W MAXI MASTER ASYM "MML100A" IP65, (295x311x60)	100W LED 1100LM 4000K 240v	

- OR APPROVED ALTERNATIVE - SUCH ALTERNATIVE MUST DEMONSTRATE EVIDENCE OF COMPLIANCE WITH AS 2560 AND AS 4282. TENDERS MAY SUBMIT ALTERNATIVE ONLY IF THEY SUBMIT A COMPLIANT TENDER.

A1	ISSUE	REVISION	DATE	CHECKED	ISSUE	REVISION	DATE	CHECKED
----	-------	----------	------	---------	-------	----------	------	---------

SAGE CONSULTING ENGINEERS Pty. Ltd.
203 RAILWAY ROAD
SUBIACO WA 6008
TEL: (08) 9388 9745
FAX: (08) 9388 9256
Email: msage@inet.net.au
A.C.N. 082 955 217

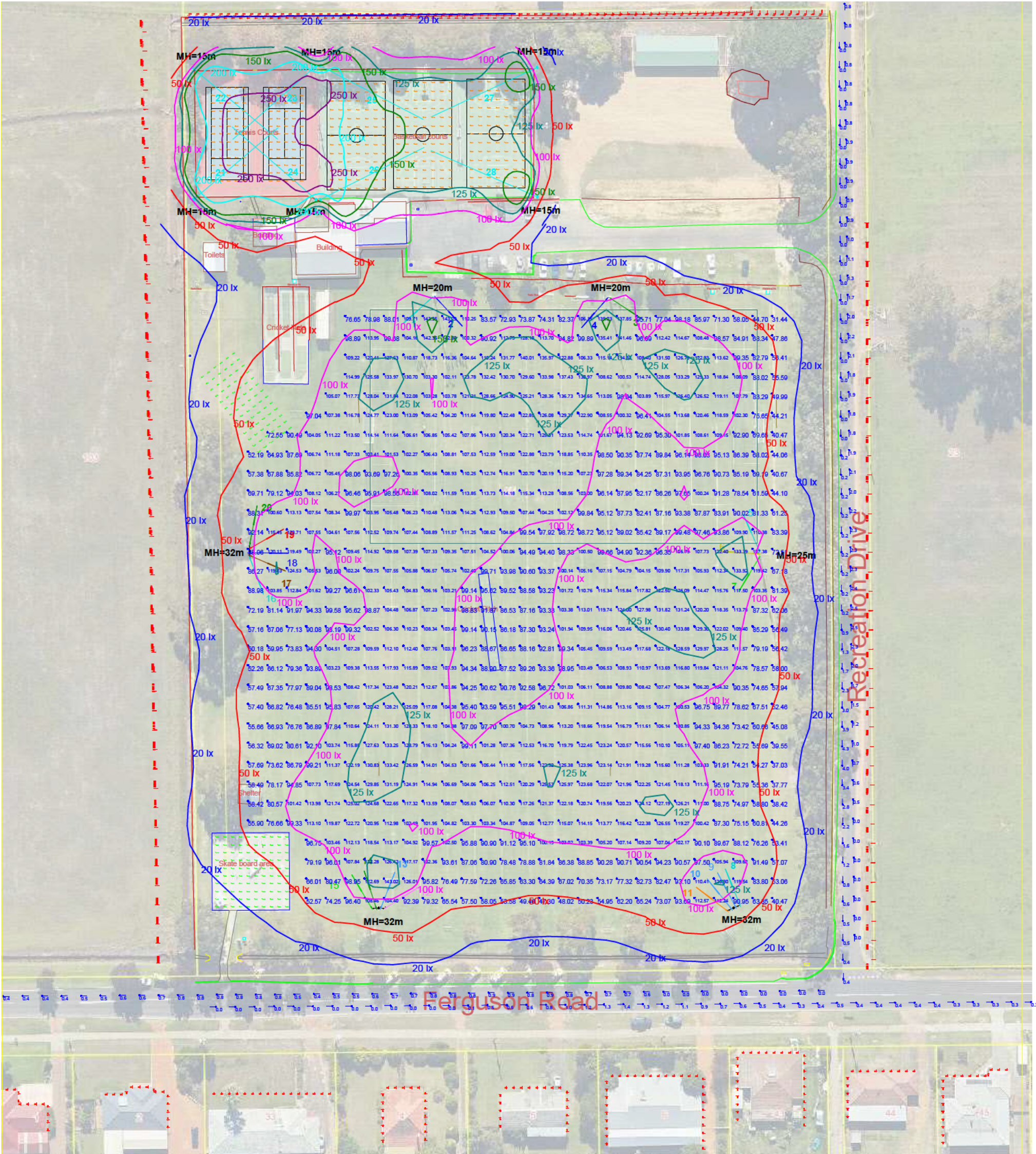
Copyright of this drawing is vested in:
SAGE CONSULTING ENGINEERS
and the contents are solely for the use of the client and Project identified on this drawing.

Shire of Dardanup
ADMINISTRATION CENTRE
P.O. BOX 7016
1 COUNCIL DR
EATON WA 6232
TEL: 08 9724 0000
Email: records@dardanup.wa.gov.au












ELECTRICAL SERVICES
WELLS RECREATION PARK
AIMING SCHEDULES
AND HEADFRAME ARRANGEMENT

DESIGNED	A.P.	DRAWN	A.P.	CHECKED	C.L.
DATE	10/11/2021	SCALE	NTS @A1	PROJECT No.	DRAWING No.
				2940	E29
					SHEET 9 OF 9

2940 Wells Recreation Park



Scale 1:1000 / A3

Luminaire Schedule						
Symbol	Qty	Label	LLF	Description	Lum. Watts	Lum. Lumens
	3	A0	0.880	RAPTOR GEN 3 1200W A0 BEAM CRI70 CCT5700K	1193.55	153265
	3	A0_BS	0.880	RAPTOR GEN 3 1200W A0 BEAM CRI70 CCT5700K BACKSHIELD	1194	137993
	3	A0_BS_LS	0.880	RAPTOR GEN 3 1200W A0 BEAM CRI70 CCT5700K BACK & LEFT SIDE SHIELD	1194	131390
	4	A0_BS_RS	0.880	RAPTOR GEN 3 1200W A0 BEAM CRI70 CCT5700K BACK & RIGHT SIDE SHIELD	1194	130963
	1	A1	0.880	RAPTOR GEN 3 1200W A1 BEAM CRI70 CCT5700K	1193.78	158326
	1	A1_BS_LS	0.880	RAPTOR GEN 3 1200W A1 BEAM CRI70 CCT5700K BACK & LEFT SIDE SHIELD	1176.73	139810
	1	A2	0.880	RAPTOR GEN 3 1200W A2 BEAM CRI70 CCT5700K	1196.48	156039
	1	A2_BS	0.880	RAPTOR GEN 3 1200W A2 BEAM CRI70 CCT5700K BACKSHIELD	1194	148503
	1	A2_BS_RS	0.880	SR4H757A2LG3 & SR4HSIDESHIELD	1194	139332
	2	A3_BS_LS	0.880	RAPTOR GEN 3 1200W A3 BEAM CRI70 CCT5700K BACK & LEFT SIDE SHIELD	1194	141817
	8	BVP518 A35-MNB	0.880	OPTIVISION LED GEN3.5 1kW 5700K - BVP518 A35-MNB	945	123495

2940 Wells Recreation Park

Calculation Summary									
Project: Grids - Basketball & Tennis									
Label	CalcType	Units	Avg	Max	Min	Min/Avg	Min/Max	CV	UG
Basketball court 1 - Eh	Illuminance	Lux	181.76	258.30	135.51	0.75	0.52	0.18	1.17
Basketball court 2 - Eh	Illuminance	Lux	139.42	154.85	127.03	0.91	0.82	0.05	1.06
Basketball court 3 - Eh	Illuminance	Lux	138.81	166.30	115.43	0.83	0.69	0.07	1.10
Tennis court 1 - PPA	Illuminance	Lux	259.69	324.25	210.05	0.81	0.65	0.10	1.13
Tennis court 1 - TPA	Illuminance	Lux	251.52	342.18	187.45	0.75	0.55	0.14	1.13
Tennis court 2 - PPA	Illuminance	Lux	269.89	320.72	240.01	0.89	0.75	0.07	1.10
Tennis court 2 - TPA	Illuminance	Lux	266.09	340.40	207.04	0.78	0.61	0.10	1.10

Calculation Summary									
Project: Grids - Soccer									
Label	CalcType	Units	Avg	Max	Min	Min/Avg	Min/Max	CV	UG
Cricket nets - Eh @ 0m GL	Illuminance	Lux	55.19	90.78	25.10	0.45	0.28	N.A.	N.A.
Skate park - Eh @ 0m GL	Illuminance	Lux	38.62	86.18	12.29	0.32	0.14	N.A.	N.A.
Soccer overall area - Eh	Illuminance	Lux	100.77	143.35	31.44	0.31	0.22	0.21	1.78
Soccer pitch - Eh	Illuminance	Lux	107.56	153.11	53.57	0.50	0.35	0.15	1.57

Lighting design has been assessed for compliance with:
AS 2560.2:2021 Sports lighting

- Basketball (Recreation and training - 100lux)
- Tennis (Recreational - PPA 250Lux/ TPA 150lux)
- Soccer (Club competition and match practice - 100lux)

AS/NZS 4282:2019 Control of the obtrusive effects of outdoor lighting - Zone A3

Design notes:

- Vegetation has not been considered in the lighting design. Tree pruning may be required if obstruction occurs.
- Football overall area does not comply with AS 2560.2.

Existing poles had to be incorporated in the current design.

- Obtrusive light component for the West & North boundary does not comply with AS/NZS 4282:2019 requirements.

Calculation Summary			
Project: Spill & TI			
Label	CalcType	Units	Max
Spill - East boundary_Cd_Seg1	Obtrusive - Cd	N.A.	11476
Spill - East boundary_Ill_Seg1	Obtrusive - Ill	Lux	4.14
Spill - Ferguson Rd 1_Cd_Seg1	Obtrusive - Cd	N.A.	3205
Spill - Ferguson Rd 1_Cd_Seg2	Obtrusive - Cd	N.A.	3141
Spill - Ferguson Rd 1_Cd_Seg3	Obtrusive - Cd	N.A.	3063
Spill - Ferguson Rd 1_Cd_Seg4	Obtrusive - Cd	N.A.	2931
Spill - Ferguson Rd 1_Ill_Seg1	Obtrusive - Ill	Lux	0.25
Spill - Ferguson Rd 1_Ill_Seg2	Obtrusive - Ill	Lux	0.18
Spill - Ferguson Rd 1_Ill_Seg3	Obtrusive - Ill	Lux	0.27
Spill - Ferguson Rd 1_Ill_Seg4	Obtrusive - Ill	Lux	0.18
Spill - Ferguson Rd 2_Cd_Seg1	Obtrusive - Cd	N.A.	2899
Spill - Ferguson Rd 2_Cd_Seg2	Obtrusive - Cd	N.A.	0
Spill - Ferguson Rd 2_Cd_Seg3	Obtrusive - Cd	N.A.	4117
Spill - Ferguson Rd 2_Cd_Seg4	Obtrusive - Cd	N.A.	4300
Spill - Ferguson Rd 2_Cd_Seg5	Obtrusive - Cd	N.A.	4772
Spill - Ferguson Rd 2_Cd_Seg6	Obtrusive - Cd	N.A.	4777
Spill - Ferguson Rd 2_Ill_Seg1	Obtrusive - Ill	Lux	0.42
Spill - Ferguson Rd 2_Ill_Seg2	Obtrusive - Ill	Lux	0.00
Spill - Ferguson Rd 2_Ill_Seg3	Obtrusive - Ill	Lux	0.55
Spill - Ferguson Rd 2_Ill_Seg4	Obtrusive - Ill	Lux	0.32
Spill - Ferguson Rd 2_Ill_Seg5	Obtrusive - Ill	Lux	0.60
Spill - Ferguson Rd 2_Ill_Seg6	Obtrusive - Ill	Lux	0.32
Spill - Ferguson Rd 33_Cd_Seg1	Obtrusive - Cd	N.A.	9706
Spill - Ferguson Rd 33_Ill_Seg1	Obtrusive - Ill	Lux	1.27
Spill - Ferguson Rd 4_Cd_Seg1	Obtrusive - Cd	N.A.	9755
Spill - Ferguson Rd 4_Cd_Seg2	Obtrusive - Cd	N.A.	10149
Spill - Ferguson Rd 4_Cd_Seg3	Obtrusive - Cd	N.A.	2884
Spill - Ferguson Rd 4_Ill_Seg1	Obtrusive - Ill	Lux	0.14
Spill - Ferguson Rd 4_Ill_Seg2	Obtrusive - Ill	Lux	1.48
Spill - Ferguson Rd 4_Ill_Seg3	Obtrusive - Ill	Lux	0.18
Spill - Ferguson Rd 43_Cd_Seg1	Obtrusive - Cd	N.A.	4971
Spill - Ferguson Rd 43_Cd_Seg2	Obtrusive - Cd	N.A.	4848
Spill - Ferguson Rd 43_Cd_Seg3	Obtrusive - Cd	N.A.	0
Spill - Ferguson Rd 43_Ill_Seg1	Obtrusive - Ill	Lux	0.44
Spill - Ferguson Rd 43_Ill_Seg2	Obtrusive - Ill	Lux	1.55
Spill - Ferguson Rd 43_Ill_Seg3	Obtrusive - Ill	Lux	0.00
Spill - Ferguson Rd 44_Cd_Seg1	Obtrusive - Cd	N.A.	4494
Spill - Ferguson Rd 44_Cd_Seg2	Obtrusive - Cd	N.A.	4477
Spill - Ferguson Rd 44_Ill_Seg1	Obtrusive - Ill	Lux	0.43
Spill - Ferguson Rd 44_Ill_Seg2	Obtrusive - Ill	Lux	0.60
Spill - Ferguson Rd 45_Cd_Seg1	Obtrusive - Cd	N.A.	4316
Spill - Ferguson Rd 45_Cd_Seg2	Obtrusive - Cd	N.A.	4203
Spill - Ferguson Rd 45_Cd_Seg3	Obtrusive - Cd	N.A.	4090
Spill - Ferguson Rd 45_Cd_Seg4	Obtrusive - Cd	N.A.	4079
Spill - Ferguson Rd 45_Ill_Seg1	Obtrusive - Ill	Lux	0.29
Spill - Ferguson Rd 45_Ill_Seg2	Obtrusive - Ill	Lux	0.28
Spill - Ferguson Rd 45_Ill_Seg3	Obtrusive - Ill	Lux	0.24
Spill - Ferguson Rd 45_Ill_Seg4	Obtrusive - Ill	Lux	0.22
Spill - Ferguson Rd 5_Cd_Seg1	Obtrusive - Cd	N.A.	7817
Spill - Ferguson Rd 5_Cd_Seg2	Obtrusive - Cd	N.A.	7911
Spill - Ferguson Rd 5_Cd_Seg3	Obtrusive - Cd	N.A.	2911
Spill - Ferguson Rd 5_Ill_Seg1	Obtrusive - Ill	Lux	0.42
Spill - Ferguson Rd 5_Ill_Seg2	Obtrusive - Ill	Lux	1.13
Spill - Ferguson Rd 5_Ill_Seg3	Obtrusive - Ill	Lux	0.28
Spill - Ferguson Rd 6_Cd_Seg1	Obtrusive - Cd	N.A.	6778
Spill - Ferguson Rd 6_Cd_Seg2	Obtrusive - Cd	N.A.	6760
Spill - Ferguson Rd 6_Cd_Seg3	Obtrusive - Cd	N.A.	2210
Spill - Ferguson Rd 6_Ill_Seg1	Obtrusive - Ill	Lux	0.42
Spill - Ferguson Rd 6_Ill_Seg2	Obtrusive - Ill	Lux	1.23
Spill - Ferguson Rd 6_Ill_Seg3	Obtrusive - Ill	Lux	0.13
Spill - North boundary_Cd_Seg1	Obtrusive - Cd	N.A.	42557
Spill - North boundary_Ill_Seg1	Obtrusive - Ill	Lux	44.70
Spill - West boundary_Cd_Seg1	Obtrusive - Cd	N.A.	72097
Spill - West boundary_Ill_Seg1	Obtrusive - Ill	Lux	30.76
TI - Ferguson Rd EW	Obtrusive - TI	%	1.4
TI - Ferguson Rd WE	Obtrusive - TI	%	0.9
TI - Recreation Dr NS	Obtrusive - TI	%	2.5
TI - Recreation Dr SN	Obtrusive - TI	%	4.3

RISK ASSESSMENT TOOL								
OVERALL RISK EVENT:		Dardanup Hard Courts Upgrade Department of Local Government, sport and Cultural Industries Community Sporting and Recreation Facility Funding Application						
RISK THEME PROFILE:		1 - Asset Sustainability Practices 2 - Business and Community Disruption 10 - Management of Facilities, Venues and Events 15 - Supplier and Contract Management						
RISK ASSESSMENT CONTEXT:		Project						
CONSEQUENCE CATEGORY	RISK EVENT	PRIOR TO TREATMENT OR CONTROL			RISK ACTION PLAN (Treatment or controls proposed)	AFTER TREATMENT OR CONTROL		
		CONSEQUENCE	LIKELIHOOD	INHERENT RISK RATING		CONSEQUENCE	LIKELIHOOD	RESIDUAL RISK RATING
HEALTH	No risk event identified for this category.	Not Required - No Risk Identified	N/A	N/A	Not required.	Not required.	Not required.	Not required.
FINANCIAL IMPACT	May not be successful in achieving CRSFF Grant	Moderate (3)	Possible (3)	Moderate (5 - 11)	Progress application to next funding rounds	Moderate (3)	Possible (3)	Moderate (5 - 11)
SERVICE INTERRUPTION	No team or community sports can be played while upgrade is under construction.	Moderate (3)	Likely (4)	Moderate (5 - 11)	Communicate closure times to clubs, teams and community to minimise interruption and inconvenience	Moderate (3)	Almost Certain (5)	Moderate (5 - 11)
LEGAL AND COMPLIANCE	No risk event identified for this category.	Not Required - No Risk Identified	N/A	N/A	Not required.	Not required.	Not required.	Not required.
REPUTATIONAL	No risk event identified for this category.	Not Required - No Risk Identified	N/A	N/A	Not required	Not required.	Not required.	Not required.
ENVIRONMENT	No risk event identified for this category.	Not Required - No Risk Identified	N/A	N/A	Not required	Not required.	Not required.	Not required.
Property	No risk event identified for this category.	Not Required - No Risk Identified	N/A	N/A	Not required.	Not required.	Not required.	Not required.

(Appendix ORD: 12.2.3B)

(Appendix ORD: 12.2.4A)



Proposed Outbuilding

1 MORGAN CT

SITE PLAN

Morgan Ct

Scale: 2cm = 1m

Roof Cladding - Colorbond
 Wall Cladding - Hardiflex painted panels on rear wall
 - Timber planks on other walls

Windows. N.B. All Rectangular

4 in all.

2 at 1900 mm x 1220 mm

(Nos 2 & 3)

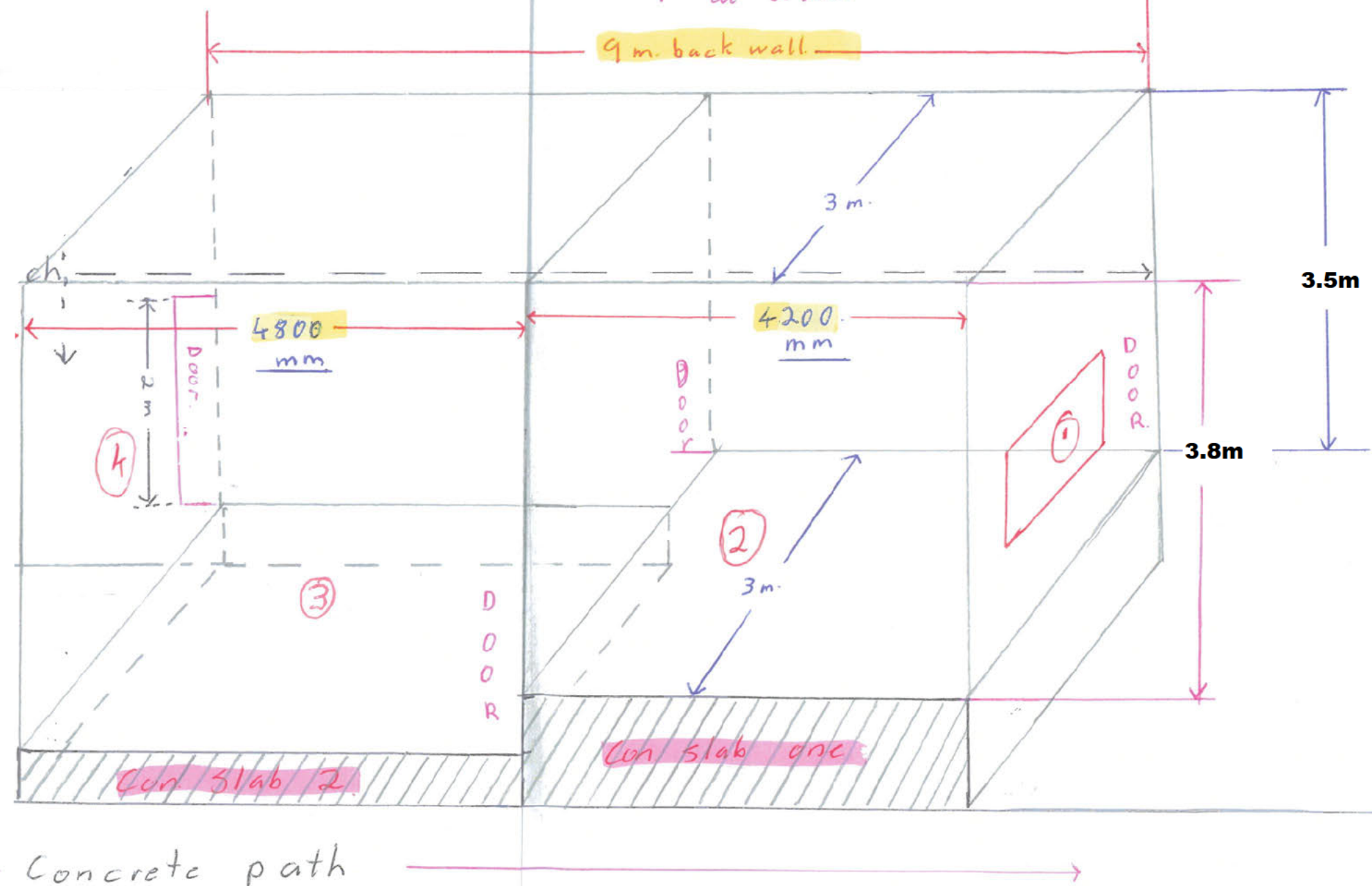
1 at 1800 mm x 900 mm

(No. 1) ↑

No 4 ↓

1 at 2200 mm x 2200 mm

9 m. back wall.

**GENERAL ARRANGEMENT PLAN**


Plans updated following applicant's
 written response to objection; dated
 31/07.2023

Front View of Proposed Shed.

Clysdale Crescent.

Michelle Dennis

From: [REDACTED]
Sent: Thursday, 8 June 2023 11:35 AM
To: Submissions Planning
Subject: RE: DA Application For the Proposed Outbuilding 1 Morgan Court, EATON - Comment
Attachments: 1 Morgan Court Eaton @ 08 Jun 23.pdf
Follow Up Flag: Follow up
Flag Status: Flagged

 **CAUTION:** This email originated from outside the Shire of Dardanup.
Do NOT click links or open attachments unless you recognize the sender and know the content is safe. Do NOT enter any username or passwords and report any suspicious content.

Dear Sir/Madam,

Refer to attached Shire's letter, dated 29 May 23, in regards to Lot 24 (1) Morgan Court, EATON, proposed for the outbuilding in the length of 12.6 metres and 4 metre.

As the landlord of 21 Glenhuon Boulevard, EATON (rear adjoining property to the Lot 24 (1) Morgan Court), I refuse the proposal due to the size and height of the outbuilding which is not suitable for residential environment and it will also highly visible of industrial look from my living area and outdoor area. The actual use for this proposed outbuilding also a concern, it may be a workshop that is going to produce huge amount of dust and noise. Therefore, I refuse the proposal.

Regards
Tay

Michelle Dennis

From: Eaton Reception Mailbox
Sent: Friday, 2 June 2023 4:27 PM
To: Cecilia Muller
Cc: Planning Mailbox
Subject: re Application for Building Development Lot 24 (1) Morgan Court Eaton
Attachments: MFD_1_23060216250.pdf

Follow Up Flag: Follow up
Flag Status: Flagged

Good afternoon,

Mr Em Tagliaferri of 3 Morgan Court Eaton came in to advise that he has no objections to the outbuilding at Lot 24 Morgan Court Eaton.

Kind regards,

Bree Adams

Customer Service Officer Governance



A: 1 Council Drive | PO Box 7016 | Eaton WA 6232
T: (08) 9724 0000 | **E:** Bree.Adams@dardanup.wa.gov.au
W: www.dardanup.wa.gov.au



RISK ASSESSMENT TOOL								
OVERALL RISK EVENT: Development Application for an Outbuilding on Lot 24 (No. 1) Morgan Court, Eaton RISK THEME PROFILE: 3 - Failure to Fulfil Compliance Requirements (Statutory, Regulatory) RISK ASSESSMENT CONTEXT: Operational								
CONSEQUENCE CATEGORY	RISK EVENT	PRIOR TO TREATMENT OR CONTROL			RISK ACTION PLAN (Treatment or controls proposed)	AFTER TREATMENT OR CONTROL		
		CONSEQUENCE	LIKELIHOOD	INHERENT RISK RATING		CONSEQUENCE	LIKELIHOOD	RESIDUAL RISK RATING
HEALTH	No risk event identified for this category.	Not Required - No Risk Identified	N/A	N/A	Not required	Not required.	Not required.	Not required.
FINANCIAL IMPACT	Should Council refuse the application or place conditions unacceptable to the proponent and they seek a review of that decisions, there is likely to be a financial impact through the State Administrative Tribunal process.	Minor (2)	Possible (3)	Moderate (5 - 11)	Not required	Not required.	Not required.	Not required.
SERVICE INTERRUPTION	No risk event identified for this category.	Not Required - No Risk Identified	N/A	N/A	Not required	Not required.	Not required.	Not required.
LEGAL AND COMPLIANCE	Should conditions of the development approval not be complied with.	Moderate (3)	Unlikely (2)	Moderate (5 - 11)	Not required.	Not required.	Not required.	Not required.
REPUTATIONAL	No risk event identified for this category.	Not Required - No Risk Identified	N/A	N/A	Not required	Not required.	Not required.	Not required.
ENVIRONMENT	No risk event identified for this category.	Not Required - No Risk Identified	N/A	N/A	Not required	Not required.	Not required.	Not required.
PROPERTY	No risk event identified for this category.	Not Required - No Risk Identified	N/A	N/A	Not required	Not required.	Not required.	Not required.

(Appendix ORD: 12.2.4C)



Shire of Dardanup

Corporate & Governance

Directorate

APPENDICES

Item 12.4.1 – 12.4.2

ORDINARY COUNCIL MEETING

To Be Held

Wednesday, 23rd August 2023

Commencing at 5.00pm

At

Shire of Dardanup
ADMINISTRATION CENTRE EATON
1 Council Drive - EATON

This document is available in alternative formats such as:

- ~ Large Print
- ~ Electronic Format [disk or emailed]
Upon request.

RISK ASSESSMENT TOOL

OVERALL RISK EVENT: Monthly Statement of Financial Activity for the Period Ended on the 31st of July 2023

RISK THEME PROFILE:

3 - Failure to Fulfil Compliance Requirements (Statutory, Regulatory)

RISK ASSESSMENT CONTEXT: Operational

CONSEQUENCE CATEGORY	RISK EVENT	PRIOR TO TREATMENT OR CONTROL			RISK ACTION PLAN (Treatment or controls proposed)	AFTER TREATMENT OR CONTROL		
		CONSEQUENCE	LIKELIHOOD	INHERENT RISK RATING		CONSEQUENCE	LIKELIHOOD	RESIDUAL RISK RATING
HEALTH	No risk event identified for this category.	Not Required - No Risk Identified	N/A	N/A	Not required	Not required.	Not required.	Not required.
FINANCIAL IMPACT	Not monitoring ongoing financial performance would increase the risk of a negative impact on the financial position.	Moderate (3)	Unlikely (2)	Moderate (5 - 11)	Not required.	Not required.	Not required.	Not required.
SERVICE INTERRUPTION	No risk event identified for this category.	Not Required - No Risk Identified	N/A	N/A	Not required.	Not required.	Not required.	Not required.
LEGAL AND COMPLIANCE	Non-compliance with the legislative requirements that results in a qualified audit.	Minor (2)	Unlikely (2)	Low (1 - 4)	Not required	Not required.	Not required.	Not required.
REPUTATIONAL	Non-compliance that results in a qualified audit can lead stakeholders to question the Council's ability to manage finances effectively.	Insignificant (1)	Unlikely (2)	Low (1 - 4)	Not required.	Not required.	Not required.	Not required.
ENVIRONMENT	No risk event identified for this category.	Insignificant (1)	N/A	N/A	Not required	Not required.	Not required.	Not required.
PROPERTY	No risk event identified for this category.	Not Required - No Risk Identified	N/A	N/A	Not required. (Not required.	Not required.	Not required.

Appendix ORD: 12.4.1A)



Monthly Financial Report

For the Period

1 July 2023 to 31 July 2023

TABLE OF CONTENTS

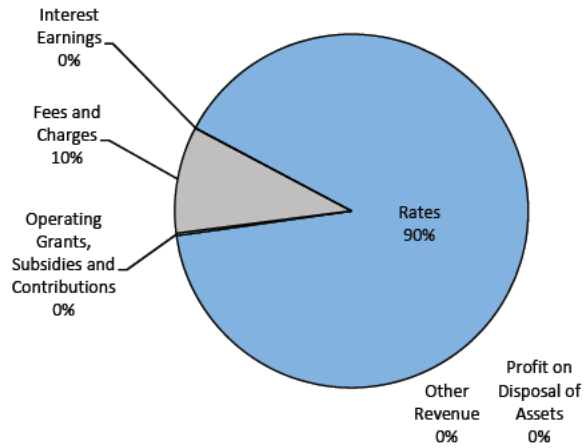
	Page
Information Summary Graphs	2
Statement of Financial Activity by Nature and Type	3
Net Current Assets	4
Statement of Comprehensive Income by Program	5
Note 1 Statement of Objectives, Programs and Activities	6
Note 2 Explanation of Material Variances in the Statement of Financial Activity	7
Note 3 Trust Fund	10
Note 4 Reserve Accounts	10
Note 5 Municipal Liabilities	11
Note 6 Statement of Investments	12
Note 7 Accounts Receivable - Rates and Sundry Debtors	14
Note 8 Salaries and Wages	14
Note 9 Rating Information	15
Note 10 Information on Borrowings	16



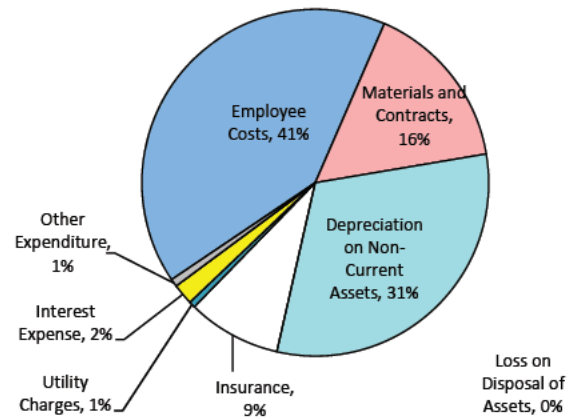
**Monthly Financial Report
For the Period Ended 31 July 2023**

SUMMARY GRAPHS

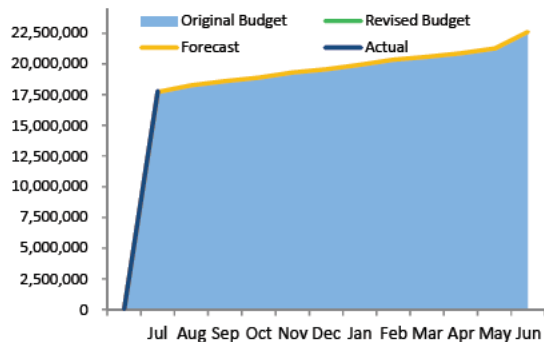
OPERATING REVENUE - ACTUAL YTD



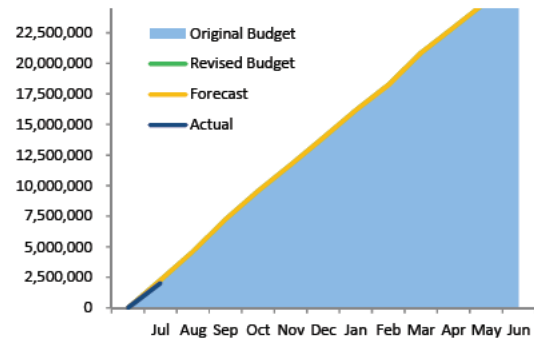
OPERATING EXPENSES - ACTUAL YTD



Total Operating Revenue - Budget - v Actual (excludes profit on disposal of assets)



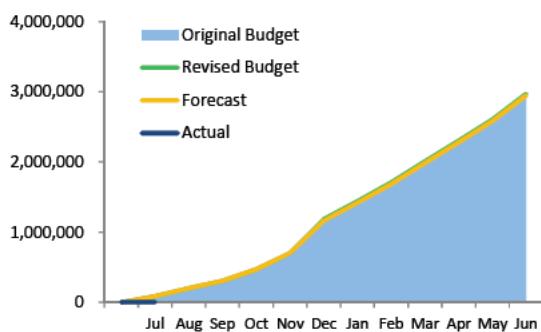
Total Operating Expenses - Budget - v Actual (excludes loss on disposal of assets)



CAPITAL REVENUE

(Non-operating grants, subsidies and contributions; sale of assets)

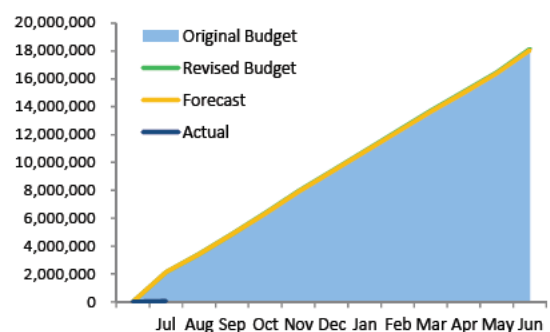
Capital Revenue - Budget - v Actual



CAPITAL EXPENSES

(Acquisition of assets)

Capital Expenses - Budget - v Actual



This information is to be read in conjunction with the accompanying Financial Statements and Notes



Statement of Financial Activity by Nature and Type
For the Period Ended 31 July 2023
(Covering 1 month or 8.5% of the year)

	2023/24	2023/24	2023/24	2023/24	Variance Y-T-D		2023/24	2022/23
	Adopted	Revised	Y-T-D	Y-T-D	Actual to	Actual to	Forecast	Last Year
	Budget	Budget	Revised	Actual	Revised	Revised		Actual
	\$	\$	\$	\$	Budget	Budget	\$	\$
						%		
OPERATING ACTIVITIES								
Operating revenue								
Rates	16,060,454	16,060,454	15,970,749	16,013,053	42,304	0.3%	16,060,454	15,037,329
Operating grants, subsidies & contributions	2,177,958	2,177,958	38,394	44,045	5,651	14.7%	2,177,958	2,924,106
Fees and charges	3,726,548	3,726,548	1,708,297	1,738,825	30,528	1.8%	3,726,548	3,875,563
Interest earnings	626,059	626,059	10,761	1,912	(8,849)	(82.2%)	626,059	880,669
Other revenue	24,711	24,711	0	0	0	0.0%	24,711	15,323
Profit on asset disposal	0	0	0	0	0	0.0%	0	59,645
Total Operating Revenue	22,615,730	22,615,730	17,728,201	17,797,834	69,633	0.4%	22,615,730	22,792,635
Operating expenses								
Employee costs	(12,116,943)	(12,116,943)	(880,310)	(834,435)	45,875	5.2%	(12,179,160)	(11,557,228)
Materials and contracts	(6,262,173)	(6,262,173)	(576,668)	(322,534)	254,134	44.1% ▲	(6,262,173)	(5,816,587)
Utility charges	(584,007)	(584,007)	(48,638)	(12,167)	36,471	75.0%	(584,007)	(627,520)
Depreciation on non-current assets	(7,624,365)	(7,624,365)	(635,358)	(635,362)	(4)	(0.0%)	(7,624,365)	(7,264,073)
Interest expenses	(463,401)	(463,401)	(29,219)	(39,553)	(10,334)	(35.4%)	(463,401)	(181,903)
Insurance expenses	(368,081)	(368,081)	(92,986)	(177,951)	(84,965)	(91.4%) ▼	(383,489)	(355,267)
Other expenses	(407,551)	(407,551)	(20,008)	(14,770)	5,238	26.2%	(407,551)	(395,924)
Loss on asset disposals	0	0	0	0	0	0.0%	0	(2,980)
Total operating expenditure	(27,826,520)	(27,826,520)	(2,283,187)	(2,036,772)	246,415	10.8%	(27,904,145)	(26,201,482)
Adjustments of non cash items								
(Profit)/Loss on Asset Disposals	0	0	0	0	0	0.0%	0	(56,665)
Movement in non-current assets and liabilities	0	0	0	0	0	0.0%		(25,426)
Movement in contract liabilities associated with restricted cash	0	0	0	0	0	0.0%	0	(46,289)
Depreciation on Assets	7,624,365	7,624,365	635,358	635,362	4	0.0%	7,624,365	7,264,073
Non-cash amounts excluded from operating activities	7,624,365	7,624,365	635,358	635,362	4	0.0%	7,624,365	7,135,693
Adjusted net operating activities	2,413,575	2,413,575	16,080,372	16,396,424	316,052	2.0%	2,335,950	3,726,846
INVESTING ACTIVITIES			83,431					
Non-operating grants, subsidies & contributions	2,655,672	2,655,672	83,431	1,171	(82,260)	(98.6%) ▼	2,655,672	2,729,874
Proceeds from disposal of assets	314,667	314,667	0	0	0	0.0%	314,667	5,107,353
Payments for land and buildings	(12,040,301)	(12,040,301)	(872,382)	(7,200)	865,182	99.2% ▲	(12,040,302)	(8,015,119)
Payments for transport infrastructure	(3,989,299)	(3,989,299)	(1,056,180)	(14,997)	1,041,183	98.6% ▲	(3,989,299)	(2,074,660)
Payments for parks and reserves infrastructure	(1,015,345)	(1,015,345)	(115,633)	(2,352)	113,281	98.0% ▲	(1,015,345)	(857,780)
Payments for motor vehicles	(859,098)	(859,098)	(60,139)	0	60,139	100.0% ▲	(859,098)	(579,139)
Payments for plant & equipment	(10,000)	(10,000)	(833)	0	833	0.0%	(10,000)	(5,215)
Payments for furniture & fittings	(238,019)	(238,019)	(19,832)	(35,925)	(16,093)	(81.1%)	(238,019)	(98,066)
Amount attributable to investing activities	(15,181,723)	(15,181,723)	(2,041,568)	(59,304)	1,982,264	97.1%	(15,181,724)	(3,792,752)
Non-cash amounts excluded from investing activities			(2,124,999)					
Movement in non-operating grants and contributions associated with restricted cash	0	0	0	0	0	0.0%	0	768,131
Adjusted amount attributable to investing activities	(15,181,723)	(15,181,723)	(2,041,568)	(59,304)	1,982,264	97.1%	(15,181,724)	(3,024,621)
FINANCING ACTIVITIES								
Proceeds from new debentures	1,500,000	1,500,000	125,001	0	(125,001)	(100.0%) ▼	1,500,000	6,700,000
Transfers from reserves	16,341,090	16,341,090	2,101,776	1,668,065	(433,711)	(20.6%) ▼	16,341,091	7,252,686
Repayment of debentures	(478,810)	(478,810)	(90,380)	(66,391)	23,989	26.5%	(478,810)	(392,533)
Principal portion of lease liabilities	(177,784)	(177,784)	(25,603)	(25,127)	476	1.9%	(177,784)	(191,263)
Transfers to reserves	(4,569,168)	(4,569,168)	0	(44,379)	(44,379)	(100.0%) ▼	(4,569,168)	(13,944,864)
Amount attributable to financing activities	12,615,328	12,615,328	2,110,794	1,532,168	(578,626)	(27.4%)	12,615,328	(575,974)
FUNDING SOURCES								
Surplus/(Deficit) July 1 B/Fwd	332,558	332,558	332,558	301,644	(30,914)	(9.3%)	301,644	175,393
CLOSING FUNDS (A+B+C+D)	179,737	179,737	16,482,156	18,170,933	1,688,777	10.2%	71,199	301,644

KEY INFORMATION

▲ ▼ Indicates a significant variance between Year-to-Date (YTD) Revised Budget and YTD Actual data as per the adopted materiality threshold.

▲ indicates a positive impact on the surplus/deficit position. ▼ indicates a negative impact on the surplus/deficit position.

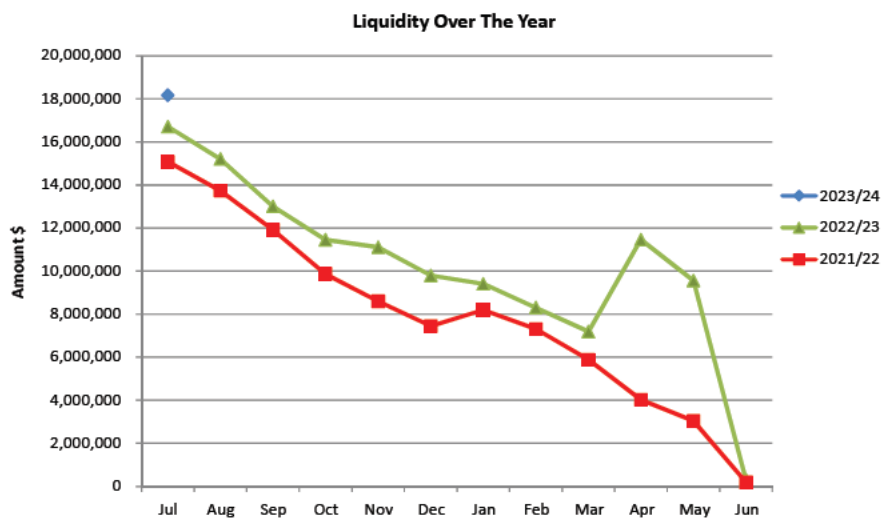
Refer to Note 2 for an explanation of the reasons for the variance.

This statement to be read in conjunction with the accompanying Financial Statements and Notes



**Statement of Financial Activity by Nature and Type
For the Period Ended 31 July 2023
NET CURRENT ASSETS**

Note	Year to Date Actual 31-Jul-2023 \$	Same Time Last Year Actual 31-Jul-2022	Last Year Closing 30-Jun-2023 \$
Represented By:			
CURRENT ASSETS			
Cash and Cash Equivalents	26,818,479	20,145,981	29,584,901
Rates Debtors Outstanding	17,641,810	16,688,062	420,195
Pensioner Rates Rebate	7,720	797	32,471
Sundry Debtors	83,401	341,788	96,144
Accrued Revenue	186,635	92,799	264,983
Prepaid Expenses	0	0	0
Goods & Services Tax / BAS Refund	219,122	409,366	163,835
Other Receivables	(15)	(55)	0
Inventories - Land Held for Resale	1	0	0
Inventories - Materials	32,002	6,318	32,002
Inventories - Trading Stock - Recreation Centre	6,781	5,842	6,781
Current Assets	44,995,935	37,690,898	30,601,312
LESS CURRENT LIABILITIES			
Payables:			
Sundry Creditors	(9,164)	0	(1,623,299)
Goods & Services Tax / BAS Payable	0	0	0
Other Payables	(779,402)	(687,294)	177
Municipal Bonded Liabilities	(545,851)	(582,938)	(554,442)
Contract Liabilities	(1,162,458)	(1,533,005)	(1,155,860)
Prepaid Revenue - Rates / PPL	(123,403)	(101,395)	(972,312)
Accrued Interest on Debentures	(101,879)	(30,331)	(101,879)
Accrued Salaries & Wages	0	0	(218,644)
Other Accrued Expenses	0	0	0
Borrowings - Debentures	(198,187)	53,457	(264,578)
Provisions:			
Staff Leave Provisions	(1,740,538)	(1,633,204)	(1,694,039)
Current Liabilities	(4,660,881)	(4,514,710)	(6,584,876)
Net Current Assets	40,335,054	33,176,188	24,016,436
Less: Restricted Assets / Reserve Funds	(24,120,585)	(17,218,168)	(25,744,271)
Add: Current - Borrowings	198,187	(53,457)	264,578
Add: Current - Contract Liabilities held in Reserve accounts	1,563,523	637,221	1,570,147
Add: Current - Contract Liabilities - Leases	194,754	167,441	194,754
CLOSING FUNDS / NET CURRENT ASSETS (per previous page)	18,170,933	16,709,225	301,644



(Appendix ORD: 12.4.1B)



Statement of Comprehensive Income by Program For the Period Ended 31 July 2023 (Covering 1 month or 8.5% of the year)

	2023/24 Adopted Budget \$	2023/24 Revised Budget \$	2023/24 Y-T-D Revised Budget \$	2023/24 Y-T-D Actual \$	Variance Y-T-D Actual to Revised Budget \$ %		2023/24 Forecast \$	2022/23 Last Year Actual \$
Revenue								
General Purpose Funding	18,013,025	18,013,025	15,598,979	15,640,569	41,590	0.3%	18,013,025	17,787,502
Governance	800	800	65	0	(65)	(100.0%)	800	41,722
Law, Order, Public Safety	331,524	331,524	23,604	44,574	20,970	88.8%	331,524	374,650
Health	28,050	28,050	2,337	21,171	18,834	805.9%	28,050	28,297
Education and Welfare	1,000	1,000	83	0	(83)	100.0%	1,000	5,700
Community Amenities	1,891,587	1,891,587	1,643,800	1,639,142	(4,658)	(0.3%)	1,891,587	1,969,753
Recreation and Culture	1,743,125	1,743,125	401,447	384,451	(16,996)	(4.2%)	1,743,125	1,969,575
Transport	179,169	179,169	358	3,835	3,477	971.2%	179,169	176,491
Economic Services	171,250	171,250	36,183	37,497	1,314	3.6%	171,250	148,014
Other Property and Services	256,200	256,200	21,345	26,595	5,250	24.6%	256,200	290,930
	22,615,730	22,615,730	17,728,201	17,797,834	69,633	0.4%	22,615,730	22,792,634
Expenses								
General Purpose Funding	(435,535)	(435,535)	(46,974)	(34,401)	12,573	26.8%	(435,535)	(398,878)
Governance	(1,492,019)	(1,492,019)	(157,988)	(94,662)	63,326	40.1%	(1,492,019)	(1,277,790)
Law, Order, Public Safety	(2,251,874)	(2,251,874)	(247,471)	(160,039)	87,432	35.3%	(2,251,874)	(1,738,457)
Health	(626,229)	(626,229)	(58,933)	(44,832)	14,101	23.9%	(626,229)	(521,372)
Education and Welfare	(1,038,158)	(1,038,158)	(85,499)	(66,384)	19,115	22.4%	(1,038,158)	(814,988)
Community Amenities	(3,923,862)	(3,923,862)	(207,356)	(174,523)	32,833	15.8%	(3,923,862)	(3,632,355)
Recreation & Culture	(9,626,353)	(9,626,353)	(843,420)	(795,295)	48,125	5.7%	(9,626,353)	(9,514,736)
Transport	(7,617,933)	(7,617,933)	(639,171)	(590,062)	49,109	7.7%	(7,617,933)	(7,301,857)
Economic Services	(545,028)	(545,028)	(41,584)	(61,153)	(19,569)	(47.1%)	(545,028)	(562,641)
Other Property and Services	(269,529)	(269,529)	45,209	(15,419)	(60,628)	134.1%	(347,154)	(495,072)
	(27,826,520)	(27,826,520)	(2,283,187)	(2,036,772)	246,415	10.8%	(27,904,145)	(26,258,146)
Operational Surplus / (Deficit)	(5,210,790)	(5,210,790)	15,445,014	15,761,062	316,048	(2.0%)	(5,288,415)	(3,465,512)
Grants & Contributions for the Development of Assets	2,655,672	2,655,672	83,431	1,171	(82,260)	(98.6%)	2,655,672	2,729,874
Profit on Asset Disposals	0	0	0	0	0	(100.0%)	0	59,645
Loss on Asset Disposals	0	0	0	0	0	0.0%	0	(2,980)
	2,655,672	2,655,672	83,431	1,171	(82,260)	98.6%	2,655,672	2,786,539
NET RESULT	(2,555,118)	(2,555,118)	15,528,445	15,762,233	233,788	1.5%	(2,632,743)	(678,973)
Other Comprehensive Income								
Changes on Revaluation of Non-Current Assets	0	0	0	0	0	0.0%	0	0
TOTAL COMPREHENSIVE INCOME	(2,555,118)	(2,555,118)	15,528,445	15,762,233	233,788	(1.5%)	(2,632,743)	(678,973)

(Appendix ORD: 12.4.1B)



Notes to the Statement of Financial Activity For the Period Ended 31 July 2023

1. PROGRAMS / ACTIVITIES

In order to discharge its responsibilities to the community, the Shire has developed a set of operational and financial objectives. These objectives have been established both on an overall basis, reflected by the Shire's Community Vision and for each of its broad activities/programs.

COMMUNITY VISION

Provide effective leadership in encouraging balanced growth and development of the Shire while recognising the diverse needs of the community.

PROGRAM NAME	OBJECTIVE	ACTIVITIES
GENERAL PURPOSE FUNDING	To collect revenue to allow for the provision of services	Rates, general purpose government grants and interest revenue.
GOVERNANCE	To provide a decision making process for the efficient allocation of scarce resources.	Includes the activities of members of Council and the administration support available to Council for the provision of governance of the District. Other costs relate to the task of assisting elected members and ratepayers on matters which do not concern specific Council services.
LAW, ORDER, PUBLIC SAFETY	To provide services to help ensure a safer and environmentally conscious community.	Supervision and enforcement of various local-laws relating to the fire prevention, animal control and protection of the environment, and other aspects of public safety including emergency services.
HEALTH	To provide services to achieve community and environmental health.	Maternal and infant health facilities, immunisation, meat inspection services, inspection of food outlets, noise control and pest control services.
EDUCATION AND WELFARE	To provide services to children, youth, the elderly and disadvantaged persons.	Pre-school and other education services, child minding facilities, playgroups, senior citizens' centres.
COMMUNITY AMENITIES	To provide services required by the community.	Waste collection services, operation of refuse site, litter control, construction and maintenance of urban storm water drains, protection of the environment and administration of town planning schemes, cemeteries and public conveniences.
RECREATION AND CULTURE	To establish and effectively manage infrastructure and resources which help the social well being of the community.	Maintenance of halls, civic buildings, river banks, recreation centre and various sporting facilities. Provision and maintenance of parks, gardens and playgrounds. Operation of library and other cultural facilities.
TRANSPORT	To promote safe, effective and efficient transport services to the community.	Construction and maintenance of streets, roads, bridges, footpaths, cycle ways, parking facilities, traffic control and depot. Cleaning of streets and maintenance of street trees, street lighting, etc.
ECONOMIC SERVICES	To help promote the shire and its economic wellbeing.	Tourism and area promotion, building control, provision of rural services including weed control and vermin control, standpipes.
OTHER PROPERTY & SERVICES	To monitor and control Council's overheads operating accounts.	Private works operations, general administration overheads, plant repairs and operating costs, public works overheads.



**Notes to the Statement of Financial Activity
For the Period Ended 31 July 2023**

2. EXPLANATION OF MATERIAL VARIANCES IN THE STATEMENT OF FINANCIAL ACTIVITY

The material variances adopted by the Shire of Dardanup for reporting in the 2023/24 year is 10% or \$50,000, whichever is the greater.
All variances are between Year-to-Date Actual and Year-to-Date Revised Budget values.

	2023/24 Y-T-D Revised Budget \$	2023/24 Y-T-D Actual \$	Variance to Y-T-D Revised Budget \$	Variance to Y-T-D Revised Budget %	Timing / Permanent	Material Variance - Explanation
OPERATING ACTIVITIES						
Revenue						
Rates	15,970,749	16,013,053	42,304	0.3%		
Operating grants, subsidies & contributions	38,394	44,045	5,651	14.7%		
Fees and charges	1,708,297	1,738,825	30,528	1.8%		
Interest earnings	10,761	1,912	(8,849)	(82.2%)		
Other revenue	0	0	0	0.0%		
Profit on asset disposal	0	0	0	0.0%		
Total Operating Revenue	17,728,201	17,797,834	69,633	0.4%		
Operating Expenses						
Employee costs	(880,310)	(834,435)	45,875	5.2%		
Materials and contracts	(576,668)	(322,534)	254,134	44.1%	▲ Timing	Generally lower costs recorded due mainly to contractor and supplier invoices not yet received.
Utility charges	(48,638)	(12,167)	36,471	75.0%		
Depreciation on non-current assets	(635,358)	(635,362)	(4)	(0.0%)		
Interest expenses	(29,219)	(39,553)	(10,334)	(35.4%)		
Insurance expenses	(92,986)	(177,951)	(84,965)	(91.4%)	▼ Permanent / Timing	Permanent: Slightly higher renewal premiums. Timing: 50% of annual insurance premium paid in July whereas the Budget has most of the buildings and bridge insurance cost budgets evenly spread over the year.
Other expenses	(20,008)	(14,770)	5,238	26.2%		
Loss on asset disposals	0	0	0	(100.0%)		
Total Operating Expenditure	(2,283,187)	(2,036,772)	246,415	(10.8%)		
Net Operating Activities	15,445,014	15,761,062	316,048	2.0%		

(continued next page)



Notes to the Statement of Financial Activity
For the Period Ended 31 July 2023

2. EXPLANATION OF MATERIAL VARIANCES IN THE STATEMENT OF FINANCIAL ACTIVITY (continued)

	2023/24 Y-T-D Revised Budget \$	2023/24 Y-T-D Actual \$	Variance to Y-T-D Revised Budget \$	Variance to Y-T-D Revised Budget %	Timing / Permanent	Material Variance - Explanation
ADJUSTMENTS OF NON CASH ITEMS						
(Profit)/Loss on Asset Disposals	0	0	0	0.0%		
Fair value adjustment to financial assets	0	0	0	0.0%		
Movement in contract liabilities associated with restricted cash	0	0	0	0.0%		
Depreciation on Assets	635,358	635,362	4	0.0%		
Adjusted Net Operating Activities	16,080,372	16,396,424	316,052	2.0%		
INVESTING ACTIVITIES						
Revenue						
Non-operating grants, subsidies & contributions	83,431	1,171	(82,260)	(98.6%)	▼ Timing	Recognition of grants as revenue is linked to expenditure incurred on specific asset acquisition or construction. To date, minimal expenditure has occurred on capital works.
Proceeds from disposal of assets	0	0	0	0.0%		
Payments for land and buildings	(872,382)	(7,200)	865,182	99.2%	▲ Timing	No significant payments to date on major building projects.
Payments for transport infrastructure assets	(1,056,180)	(14,997)	1,041,183	98.6%	▲ Timing	No significant payments to date on upgrade and renewal of roads, bridges, drainage and pathways capital works.
Payments for parks infrastructure assets	(115,633)	(2,352)	113,281	98.0%	▲ Timing	Works not yet commenced on Parks and Reserves capital projects.
Payments for motor vehicles	(60,139)	0	60,139	100.0%	▲ Timing	No vehicle purchases to date
Payments for furniture & fittings	(19,832)	(35,925)	(16,093)	(81.1%)		
Net investing activities	(2,041,568)	(59,304)	1,982,264	97.1%		
Non-cash amounts excluded from investing activities						
Movement in non-operating grants and contributions associated with restricted cash	0	0	0	0.0%		
Adjusted net investing activities	(2,041,568)	(59,304)	1,982,264	97.1%		

(continued next page)



**Notes to the Statement of Financial Activity
For the Period Ended 31 July 2023**

2. EXPLANATION OF MATERIAL VARIANCES IN THE STATEMENT OF FINANCIAL ACTIVITY (continued)

	2023/24 Y-T-D Revised Budget \$	2023/24 Y-T-D Actual \$	Variance to Y-T-D Revised Budget \$	Variance to Y-T-D Revised Budget %	Timing / Permanent	
FINANCING ACTIVITIES						
Revenue						
Proceeds from new debentures	125,001	0	(125,001)	0.0%	▼	Timing
Transfers from reserves	2,101,776	1,668,065	(433,711)	(20.6%)	▼	Timing
Repayment of debentures	(90,380)	(66,391)	23,989	26.5%		
Principal portion of lease liabilities	(25,603)	(25,127)	476	1.9%		
Transfers to Reserves	0	(44,379)	(44,379)	(100.0%)	▼	Timing
Total financing activities	2,110,794	1,532,168	(578,626)	(27.4%)		
FUNDING SOURCES						
Surplus/(Deficit) July 1 B/Fwd	332,558	301,644	(30,914)	(9.3%)		
CLOSING FUNDS (A+B+C+D)	16,482,156	18,170,933	1,688,777	10.2%		



Notes to the Statement of Financial Activity
For the Period Ended 31 July 2023

3. TRUST FUNDS

Funds held at reporting date over which the Shire has no control and which are not included in the financial statements are as follows:

NAME	BALANCE 1 JULY	RECEIPTS	INTEREST	PAYMENTS	ADJUSTMENTS (TRANSFERS)	CLOSING BALANCE
	\$	\$	\$	\$	\$	\$
Ross & Deborah Bevan	40,982.27	0.00	0.00	0.00	0.00	40,982.27
Public Open Space	524,694.82	0.00	0.00	0.00	0.00	524,694.82
Dept Communities Grant - Auspicing for Goodstart Eaton Child Care Centre	25,611.86	0.00	0.00	0.00	0.00	25,611.86
Accrued Interest	0.00	0.00	1,871.07	0.00	0.00	1,871.07
Plus: Outstanding Creditors	0.00	0.00	0.00	0.00	0.00	0.00
Less: Outstanding Debtors	0.00	0.00	0.00	0.00	0.00	0.00
TOTAL	591,288.95	0.00	1,871.07	0.00	0.00	593,160.02

4. RESERVES - CASH BACKED

All reserves are supported by cash and cash equivalents and are restricted within equity as Reserves - cash backed.

NAME	BALANCE 1 JULY	RECEIPTS	INTEREST	PAYMENTS	ADJUSTMENTS (TRANSFERS)	CLOSING BALANCE
	\$	\$	\$	\$	\$	\$
<i>Council Restricted</i>						
Executive & Compliance Vehicles Reserve	369,043.87	0.00	0.00	0.00	0.00	369,043.87
Plant & Engineering Equipment Reserve	661,288.11	0.00	0.00	0.00	0.00	661,288.11
Eaton Recreation Centre - Equipment Reserve	327,026.39	0.00	0.00	0.00	0.00	327,026.39
Building Maintenance Reserve	9,920,894.73	0.00	0.00	0.00	0.00	9,920,894.73
Employee Relief Reserve	274,028.27	0.00	0.00	0.00	0.00	274,028.27
Employee Leave Entitlements Reserve	49,880.09	0.00	0.00	0.00	0.00	49,880.09
Refuse Site Environmental Works Reserve	85,334.51	0.00	0.00	0.00	0.00	85,334.51
Information Technology Reserve	701,084.97	0.00	0.00	0.00	0.00	701,084.97
Roadwork Construction & Major Maintenance Reserve	1,416,681.53	0.00	0.00	0.00	0.00	1,416,681.53
Accrued Salaries Reserve	512,081.47	0.00	0.00	0.00	0.00	512,081.47
Tourism Reserve	11,928.18	0.00	0.00	0.00	0.00	11,928.18
Recycling Education Reserve	54,777.60	0.00	0.00	0.00	0.00	54,777.60
Road Safety Programs Reserve	27,121.72	0.00	0.00	0.00	0.00	27,121.72
Council Land Development Reserve	32,971.53	0.00	0.00	0.00	0.00	32,971.53
Carried Forward Projects Reserve	2,219,018.40	0.00	0.00	0.00	0.00	2,219,018.40
Election Expenses Reserve	36,799.94	0.00	0.00	0.00	0.00	36,799.94
Town Planning Consultancy Reserve	31,431.95	0.00	0.00	0.00	0.00	31,431.95
Parks & Reserves Upgrades Reserve	226,562.03	0.00	0.00	0.00	0.00	226,562.03
Strategic Planning Studies Reserve	108,410.24	0.00	0.00	0.00	0.00	108,410.24
Pathways Reserve	252,713.14	0.00	0.00	0.00	0.00	252,713.14
Asset / Rates Revaluation Reserve	219,030.88	0.00	0.00	0.00	0.00	219,030.88
Refuse & Recycling Bin Replacement Reserve	65,687.38	0.00	0.00	0.00	0.00	65,687.38
Sale of Land Reserve	1,371,661.71	0.00	0.00	0.00	0.00	1,371,661.71
Storm Water Reserve	153,957.49	0.00	0.00	0.00	0.00	153,957.49
	19,129,416.13	0.00	0.00	0.00	0.00	19,129,416.13
<i>Statute Restricted</i>						
Contribution to Works Reserve	935,141.79	0.00	0.00	0.00	0.00	935,141.79
Eaton Drive - Access Construction Reserve	144,007.71	0.00	0.00	0.00	0.00	144,007.71
Eaton Drive - Scheme Construction Reserve	248,624.80	0.00	0.00	0.00	0.00	248,624.80
Fire Control Reserve	11,742.04	0.00	0.00	0.00	0.00	11,742.04
Collie River (Eaton Drive) Bridge Construction Reserve	189,803.55	0.00	0.00	0.00	0.00	189,803.55
Unspent Grants Reserve	3,375,337.92	0.00	0.00	(1,668,065.00)	0.00	1,707,272.92
Swimming Pool Inspection Reserve	4,568.36	0.00	0.00	0.00	0.00	4,568.36
Burekup - Public Open Space	73,581.90	0.00	0.00	0.00	0.00	73,581.90
Unspent Specified Area Rate - Bulk Waste Collection Reserve	73,384.21	0.00	0.00	0.00	0.00	73,384.21
Unspent Specified Area Rate - Eaton Landscaping Reserve	344,350.33	0.00	0.00	0.00	0.00	344,350.33
Unspent Loans Reserve	1,214,311.84	0.00	0.00	0.00	0.00	1,214,311.84
Dardanup Expansion Developer Contribution Plan Reserve	0.00	0.00	0.00	0.00	0.00	0.00
	6,614,854.45	0.00	0.00	(1,668,065.00)	0.00	4,946,789.45
Interest	0.00	44,379.33	0.00	0.00	0.00	44,379.33
Less: Outstanding Debtors	0.00	0.00	0.00	0.00	0.00	0.00
TOTAL	25,744,270.58	44,379.33	0.00	(1,668,065.00)	0.00	24,120,584.91



**Notes to the Statement of Financial Activity
For the Period Ended 31 July 2023**

5. MUNICIPAL LIABILITIES

Funds held at reporting date for bonds and deposits not required to be held in the Trust Fund and classified as restricted to recognise that they are owed to developers/hirers and others. These are now classified as Municipal Liabilities as follows:

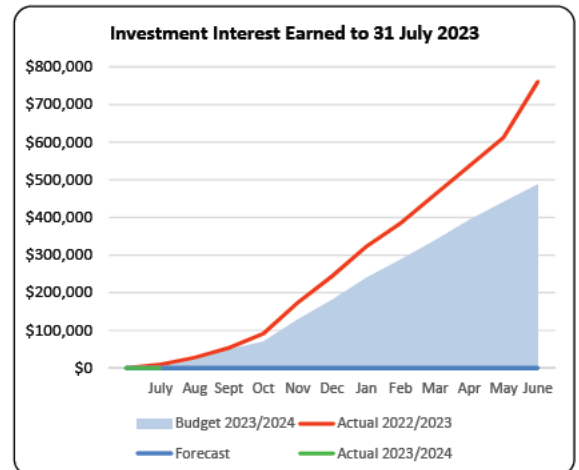
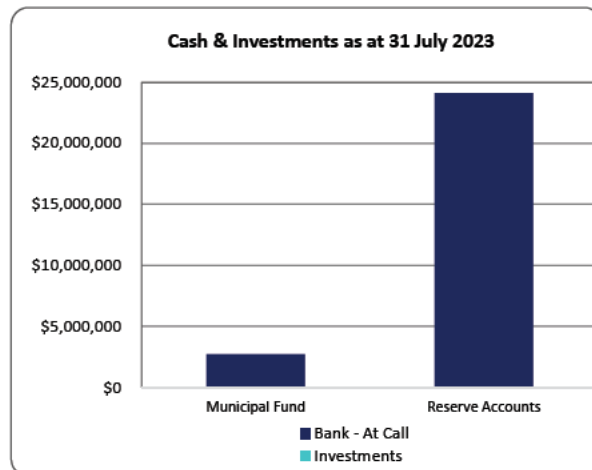
	BALANCE 1 JULY	RECEIPTS	INTEREST	PAYMENTS	ADJUSTMENTS (TRANSFERS)	CLOSING BALANCE
	\$	\$	\$	\$	\$	\$
Retention Bonds						
Parkridge Group	19,854.41	0.00	0.00	0.00	0.00	19,854.41
Winterfall Nominees Pty Ltd	36,007.60	0.00	0.00	0.00	0.00	36,007.60
Holland Loop Pty Ltd	2,540.00	0.00	0.00	0.00	0.00	2,540.00
T J Coman	8,384.63	0.00	0.00	0.00	0.00	8,384.63
Thompson Surveying Consultants	21,993.00	0.00	0.00	0.00	0.00	21,993.00
Anstee Earthmoving Pty Ltd	2,408.00	0.00	0.00	0.00	0.00	2,408.00
Ability Support 6 Pty Ltd	34,470.15	0.00	0.00	0.00	0.00	34,470.15
Bethanie Group Inc	77,058.26	0.00	0.00	0.00	0.00	77,058.26
Total - Retention Bonds	202,716.05	0.00	0.00	0.00	0.00	202,716.05
Construction Contract Retention						
Kalamunda Electrics	12,726.23	0.00	0.00	0.00	0.00	12,726.23
LD Total (Sanpoint Pty Ltd)	8,739.33	0.00	0.00	0.00	0.00	8,739.33
	21,465.56	0.00	0.00	0.00	0.00	21,465.56
Extractive Industry Rehabilitation Bonds						
L G Davidson	1,290.20	0.00	0.00	0.00	0.00	1,290.20
M Denholm	845.24	0.00	0.00	0.00	0.00	845.24
S Catalano	1,340.36	0.00	0.00	0.00	0.00	1,340.36
Bunbury Agricultural Society	2,387.88	0.00	0.00	0.00	0.00	2,387.88
D Buser	1,282.84	0.00	0.00	0.00	0.00	1,282.84
Valli & Co	2,600.14	0.00	0.00	0.00	0.00	2,600.14
Charles Hull Contracting	7,603.41	0.00	0.00	0.00	0.00	7,603.41
J & P Group	135,809.01	0.00	0.00	0.00	0.00	135,809.01
Total - Extractive Industries Bonds	153,159.08	0.00	0.00	0.00	0.00	153,159.08
Specified Projects						
Dardanup Central Bushfire Station Refurbishment - Red Cross - A Poad Bequest	20,136.15	0.00	0.00	0.00	0.00	20,136.15
Total - Specified Projects	20,136.15	0.00	0.00	0.00	0.00	20,136.15
Sundry Deposits						
Unclaimed Monies	1,829.65	0.00	0.00	0.00	0.00	1,829.65
Bunbury Wellington Group of Councils (BunGeo Group of Councils - BGGC)	53,532.31	0.00	0.00	0.00	0.00	53,532.31
Total - Sundry Deposits	55,361.96	0.00	0.00	0.00	0.00	55,361.96
Election Deposits	0.00	0.00	0.00	0.00	0.00	0.00
Key Bonds	642.68	80.00	0.00	(40.00)	0.00	682.68
Hire Bonds	2,400.00	1,550.00	0.00	(400.00)	0.00	3,550.00
Kerb Bonds	75,041.91	0.00	0.00	0.00	0.00	75,041.91
Construction Training Fund	7,314.65	0.00	0.00	(4,047.36)	0.00	3,267.29
Building Services Levy	16,204.42	0.00	0.00	(5,734.34)	0.00	10,470.08
Development Assessment Panel	0.00	0.00	0.00	0.00	0.00	0.00
Less Outstanding Debtors	0.00	0.00	0.00	0.00	0.00	0.00
TOTAL	554,442.46	1,630.00	0.00	(10,221.70)	0.00	545,850.76



Notes to the Statement of Financial Activity
For the Period Ended 31 July 2023

6. STATEMENT OF INVESTMENTS

BANK	TYPE	AMOUNT	RATE	DAYS	COMMENCE	MATURITY	ESTIMATED INTEREST	INTEREST CREDITED 2023-2024
AUDIT CERTIFICATE DATA								
<u>MUNICIPAL FUND</u>								
CBA	Municipal Fund Bank Account	\$ 694,432.64	3.90%					\$29,502.90
CBA	Municipal - Business Online Saver	\$ 2,000,000.00	4.15%					\$4,465.20
		<u>\$ 2,694,432.64</u>					<u>\$0.00</u>	<u>\$33,968.10</u>
<u>TRUST FUND</u>								
CBA	Trust Fund Bank Account	\$ 593,160.02	3.90%					\$1,871.07
		<u>\$ 593,160.02</u>					<u>\$0.00</u>	<u>\$1,871.07</u>
<u>RESERVE ACCOUNTS</u>								
CBA	Reserve Bank Account	\$ 10,693,447.86	3.90%					\$13,810.07
CBA	Reserve - Business Online Saver	\$ 13,427,137.05	4.15%					\$30,569.26
		<u>\$ 24,120,584.91</u>					<u>\$0.00</u>	<u>\$44,379.33</u>
Total Interest Received								<u><u>\$80,218.50</u></u>





Notes to the Statement of Financial Activity
For the Period Ended 31 July 2023

6. STATEMENT OF INVESTMENTS (continued)

Total Funds Invested

Total Funds Invested as at Reporting Date -

Municipal Fund Investment Portfolio	\$	-
Trust Fund Investment Portfolio	\$	-
Reserve Fund Investment Portfolio	\$	-
	\$	-

Investment Policy - Portfolio Risk Exposure

Council's investment policy provides a framework to manage the risks associated with financial investments.

Portfolio - Terms of Maturity

Limits are placed on the term to maturity thereby reducing the impact of any significant change in interest rate markets and to provide liquidity.

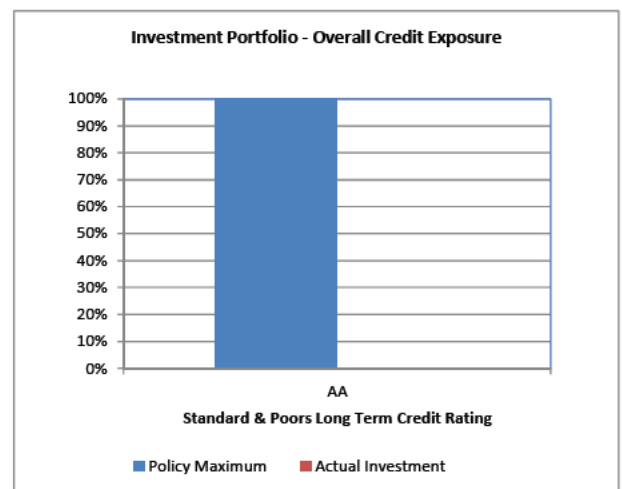
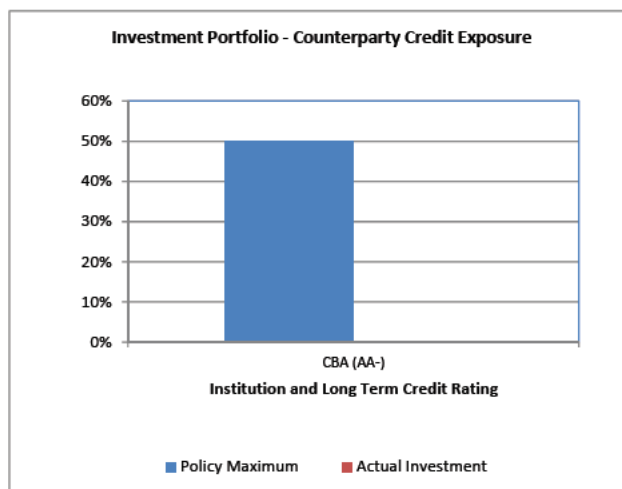
Counterparty Credit Exposure

Exposure to an individual authorised deposit-taking institution (ADI) counterparty will be restricted by their credit rating so that single entity exposure is limited.

Overall Credit Exposure

To control the credit quality on the entire portfolio, limits are placed on the percentage exposed to any particular credit rating category.

The following charts demonstrate the current portfolio diversity and risk compliance with the policy framework.





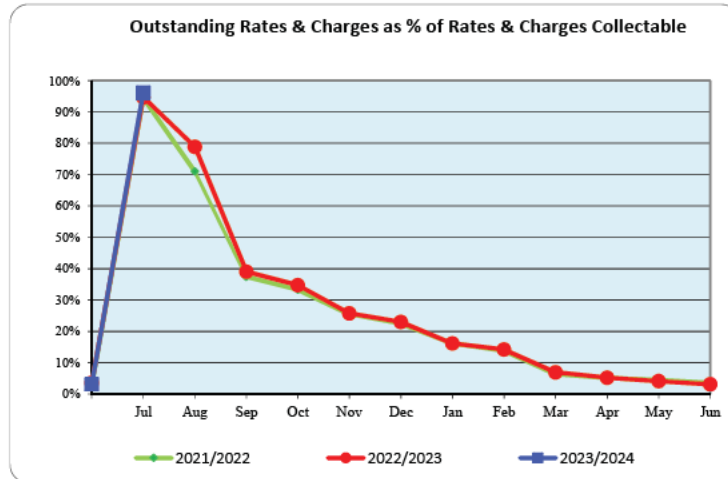
**Notes to the Statement of Financial Activity
For the Period Ended 31 July 2023**

7. Accounts Receivable as at 31 July 2023

Rates and Charges Outstanding

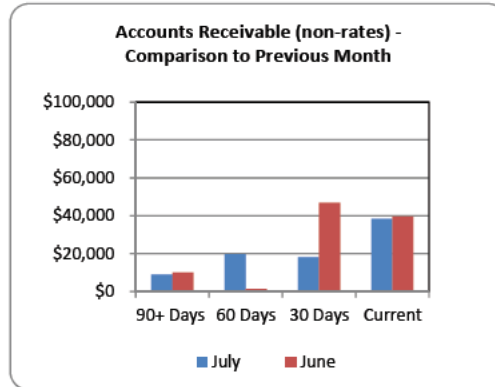
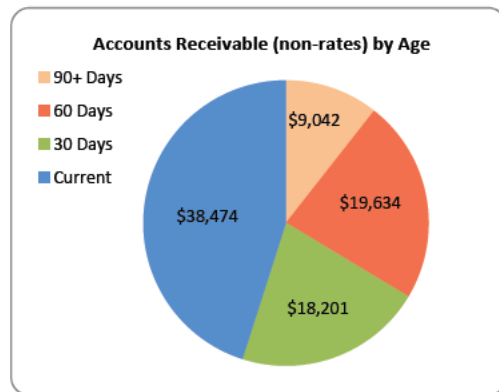
2022/23 annual rates were raised on 28 July 2023 and are due by 13 September 2023 for payment in full or for the first of four instalments.

As at the reporting date, total outstanding rates and charges (including pensioner deferred rates) is \$18,196,130. This equates to 96.2% of rates and charges collectable and is at a similar position to previous years. It is the objective of management to achieve less than 4% of rates and charges outstanding by 30 June.



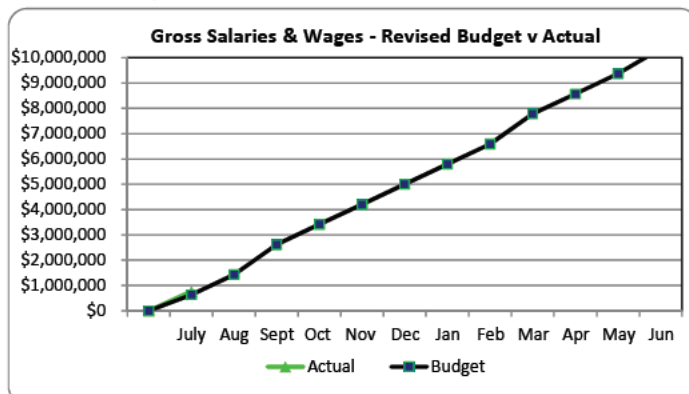
Sundry Debtors Outstanding (non-rates)

As at the reporting date, the total outstanding Sundry Debtors amount to \$85,351



8. Salaries and Wages to 31 July 2023

At the reporting date, total salaries and wages expenditure is \$768,806 (7.4%) of the annual budget of \$10,365,399 for the 2022/23 financial year.





Notes to the Statement of Financial Activity
For the Period Ended 31 July 2023

RATING INFORMATION

RATE TYPE	Rate in	Number of properties	Rateable value	2023/24 Budget rate revenue	2023/24 Budget interim rates	2023/24 Budget back rates	2023/24 Budget total revenue	2023/24 Actual total revenue	2022/23 Actual total revenue	2022/23 Budget total revenue
	\$		\$	\$	\$	\$	\$		\$	\$
Differential general rate or general rate										
Gross rental valuations										
General Rates - GRV: Residential	0.109420	4,429	80,548,292	8,813,594	0	0	8,813,594	8,813,594		
General Rates - GRV: Commercial	0.109420	62	14,851,106	1,625,008	0	0	1,625,008	1,625,008		
General Rates - GRV: Industrial	0.109420	71	9,441,902	1,033,133	0	0	1,033,133	1,033,133		
General Rates - GRV: Small Holding	0.109420	387	9,064,228	991,808	0	0	991,808	991,808		
General Rates - GRV: Interim and Back Rates	0.109420	0	0	0	100,359	0	100,359	81,893		
Unimproved valuations										
General Rates - UV: Broad Acre Rural	0.005974	493	315,390,099	1,884,140	0	0	1,884,140	1,884,140		
General Rates - UV: Mining	0.005974	0	0	0	0	0	0	0		
General Rates - UV: Interim and Back Rates	0.005974	0	0	0	0	0	0	0		
Sub-Totals		5,442	429,295,627	14,347,683	100,359	0	14,448,042	14,429,576	0	0
Minimum										
Minimum payment	\$									
Gross rental valuations										
General Rates - GRV: Residential	1,547.50	523	5,242,378	809,343	0	0	809,343	809,343		
General Rates - GRV: Commercial	1,547.50	9	67,360	13,928	0	0	13,928	13,928		
General Rates - GRV: Industrial	1,547.50	43	425,600	66,543	0	0	66,543	66,543		
General Rates - GRV: Small Holding	1,547.50	76	553,300	117,610	0	0	117,610	117,610		
General Rates - GRV: Interim and Back Rates	1,547.50	0	0	0	0	0	0	0		
Unimproved valuations										
General Rates - UV: Broad Acre Rural	1,547.50	121	20,079,023	198,482	0	0	198,482	198,482		
General Rates - UV: Mining	1,547.50	16	267,980	26,246	0	0	26,246	26,246		
General Rates - UV: Interim and Back Rates	1,547.50	0	0	0	0	0	0	0		
Sub-Totals		788	26,635,641	1,232,152	0	0	1,232,152	1,232,150	0	0
		6,230	455,931,268	15,579,835	100,359	0	15,680,194	15,661,726.00	0	0
Concession on general rates							(8,531)	(27,553)		
Rates write-off								(125)		
Total amount raised from general rates							15,671,663	15,634,048	0	0
Specified area rates - bulk waste collection			84,123,610	112,447			112,447	110,895		
Specified area rates - Eaton landscaping			91,394,796	276,345			276,345	268,110		
Total specified area and ex gratia rates							388,792	379,005	0	0
Total rates							16,060,455	16,013,053	0	0



**Notes to the Statement of Financial Activity
For the Period Ended 31 July 2023**

10. INFORMATION ON BORROWINGS

Debenture Repayments

		Principal Opening Balance 01 July 2023	New Loans 2023/24		Principal Repayments 2023/24		Interest Repayments 2023/24		Principal Outstanding 31 July 2023	
Particulars	Loan No.		Actual	Adopted Budget	Actual	Adopted Budget	Actual	Adopted Budget	Actual	Adopted Budget
		\$	\$	\$	\$	\$	\$	\$	\$	\$
Community Amenities										
Wanju/Waterloo Industrial Park										
Developer Contribution Plans	70	608,486	0	0	0	(72,295)	0	(12,680)	608,486	536,191
Waste Bins (3 Bin System)	71	276,850	0	0	0	(43,978)	0	(6,660)	276,850	232,872
Recreation and Culture										
Glen Huon Oval Club Rooms	69	837,097	0	0	(22,856)	(46,151)	(16,072)	(37,347)	814,241	790,946
Eaton Oval Club Rooms	72	700,000	0	0	(10,787)	(21,826)	(16,297)	(36,822)	689,213	678,174
Transport										
Depot Land	66	319,890	0	0	(32,747)	(66,161)	(6,510)	(14,511)	287,143	253,729
Economic Services										
Gravel Pit Land - Panizza Road	61	14,167	0	0	0	(14,167)	0	(471)	14,167	0
Other Property and Services										
Library / Adminstration Centre (#1)	73	6,000,000	0	0	0	(191,978)	0	(304,276)	6,000,000	5,808,022
Library / Adminstration Centre (#2)	New	0	0	1,500,000	0	(22,254)	0	(42,756)	0	1,477,746
		8,756,490	0	1,500,000	(66,391)	(478,810)	(38,879)	(455,523)	8,690,099	9,777,680

All debenture repayments are financed by general purpose revenue.

RISK ASSESSMENT TOOL

OVERALL RISK EVENT: Monthly Statement of Financial Activity for the Period Ended on the 31st of July 2023

RISK THEME PROFILE:

3 - Failure to Fulfil Compliance Requirements (Statutory, Regulatory)

RISK ASSESSMENT CONTEXT: Operational

CONSEQUENCE CATEGORY	RISK EVENT	PRIOR TO TREATMENT OR CONTROL			RISK ACTION PLAN (Treatment or controls proposed)	AFTER TREATMENT OR CONTROL		
		CONSEQUENCE	LIKELIHOOD	INHERENT RISK RATING		CONSEQUENCE	LIKELIHOOD	RESIDUAL RISK RATING
HEALTH	No risk event identified for this category.	Not Required - No Risk Identified	N/A	N/A	Not required	Not required.	Not required.	Not required.
FINANCIAL IMPACT	Not monitoring ongoing financial performance would increase the risk of a negative impact on the financial position.	Moderate (3)	Unlikely (2)	Moderate (5 - 11)	Not required.	Not required.	Not required.	Not required.
SERVICE INTERRUPTION	No risk event identified for this category.	Not Required - No Risk Identified	N/A	N/A	Not required.	Not required.	Not required.	Not required.
LEGAL AND COMPLIANCE	Non-compliance with the legislative requirements that results in a qualified audit.	Minor (2)	Unlikely (2)	Low (1 - 4)	Not required	Not required.	Not required.	Not required.
REPUTATIONAL	Non-compliance that results in a qualified audit can lead stakeholders to question the Council's ability to manage finances effectively.	Insignificant (1)	Unlikely (2)	Low (1 - 4)	Not required.	Not required.	Not required.	Not required.
ENVIRONMENT	No risk event identified for this category.	Insignificant (1)	N/A	N/A	Not required	Not required.	Not required.	Not required.
PROPERTY	No risk event identified for this category.	Not Required - No Risk Identified	N/A	N/A	Not required.	Not required.	Not required.	Not required.

Appendix ORD: 12.4.2)



APPENDICES

COMMITTEE MEETINGS

ORDINARY COUNCIL MEETING

To Be Held

Wednesday, 23rd August 2023
Commencing at 5.00pm

At

Shire of Dardanup
ADMINISTRATION CENTRE EATON
1 Council Drive - EATON

This document is available in alternative formats such as:
~ Large Print
~ Electronic Format [disk or emailed]
Upon request.

SHIRE OF DARDANUP

MINUTES FOR THE SHIRE OF DARDANUP LEMC MEETING HELD ON WEDNESDAY, THE 9TH OF AUGUST 2023, AT ADMINISTRATION CENTRE EATON, 1 COUNCIL DRIVE, EATON, COMMENCING AT 10.00AM.

1 DECLARATION OF OPENING/ANNOUNCEMENTS OF VISITORS

The Chairperson, Cr. M T Bennett declared the meeting open at 10:00am, welcomed those in attendance and referred to the Disclaimer, Acknowledgement of Country, Emergency Procedure and the Affirmation of Civic Duty and Responsibility on behalf of Councillors and Officers:

Acknowledgement of Country

The Shire of Dardanup wishes to acknowledge that this meeting is being held on the traditional lands of the Noongar people. In doing this, we recognise and respect their continuing culture and the contribution they make to the life of this region and pay our respects to their elders, past, present and emerging. The Shire of Dardanup also respects and celebrates all cultures of all our residents and visitors to our Shire.

Affirmation of Civic Duty and Responsibility

Councillors and Officers of the Shire of Dardanup collectively declare that we will duly, faithfully, honestly and with integrity fulfil the duties of our respective office and positions for all the people in the district according to the best of our judgement and ability. We will observe the Shire's Code of Conduct and Standing Orders to ensure efficient, effective and orderly decision making within this forum.

Committee members acknowledge that only the Chief Executive Officer or a member of the Shire of Dardanup staff appointed by the Chief Executive Officer is to have contact with consultants and suppliers that are appointed under contract to undertake the development and implementation of projects.

The exception to this Policy is when there is a meeting of the committee or working group with the consultant and the Chief Executive Officer or the Chief Executive Officer's representative is present.

Members of committees acknowledge that a breach of this Policy may result in a request to Council to have them removed from the committee.

Emergency Procedure

In the event of an emergency, please follow the instructions of the Chairperson who will direct you to the safest exit route. Once outside, please proceed to the muster point located at the front of the building where we will meet (and complete a roll call).

2 RECORD OF ATTENDANCE/APOLOGIES/LEAVE OF ABSENCE PREVIOUSLY APPROVED2.1 Attendance

Cr Michael Bennett	-	Shire President (Chairperson)
Cr Mark Hutchinson (Proxy)	-	Elected member
Mr Stephen Loiterton	-	Coordinator – Emergency & Ranger Services
Mrs Erin Hutchins	-	Department of Fire & Emergency Services
Mr John Carter	-	Department Fire & Emergency Services
Ms Roma Boucher	-	Department of Communities
Mr Graeme Offer	-	Moore Road Emergency Response Group
Mr Allan Lindley	-	Moore Road Emergency Response Group
Mr Dean Italiano	-	Water Corporation
Mr Ian Prosser	-	Aqwest – [Teams]
Snr Sgt Heath Soutar	-	WA Police (Australind) (Deputy Chairperson)
Sgt Chris Page	-	WA Police (Capel) – [Teams]

2.2 Observers

Mr André Schönfeldt	-	Chief Executive Officer
Mrs Michelle Edwards	-	PA Director Special Projects & Community
Mrs Donna Bailye	-	Manager Governance
Mrs Michelle Dennis	-	Manager Development Services
Mr Robert Dempster	-	Manager Eaton Recreation Centre

2.2 Apologies

Cr Ellen Lilly	-	Elected Member
Cr Patricia Perks	-	Elected Member
Mr Darren Cooper	-	Depart of Biodiversity, Conservation & Attractions
Mr Neil Nicholson	-	Principal Environmental Health Officer
Mr Tim Stevens	-	Dept of Primary Industries & Regional Development
Mr Charles Wilkes	-	St Johns Ambulance WA
Ms Debra Leverington	-	Telstra
Ms Leigh Hall	-	WA Country Health Service
Mr Mick Sheaf	-	Atco Gas
Mr Peter Westgate	-	Department of Transport
Mr Dave Smith	-	Main Roads WA
Mr Scott Fitzgerald	-	Western Power

3 PRESENTATIONS

None.

4 CONFIRMATION OF MINUTES OF PREVIOUS MEETING**4.1 Local Emergency Management Committee Meeting Held on the 10TH of May 2023****OFFICER RECOMMENDED RESOLUTION
TO LOCAL EMERGENCY MANAGEMENT COMMITTEE**

LEMC 03-23 MOVED - Cr M Bennett SECONDED – Cr M Hutchinson

THAT the Minutes of the Local Emergency Management Committee held on the 10th of May 2023, be confirmed as true and correct subject to no corrections.

CARRIED

5 ANNOUNCEMENTS OF MATTERS FOR WHICH MEETING MAY BE CLOSED

None.

6 QUESTIONS BY MEMBERS OF WHICH DUE NOTICE HAS BEEN GIVEN

None.

7 DECLARATION OF INTEREST

"Members should fill in Disclosure of Interest forms for items in which they have a financial, proximity or impartiality interest and forward these to the Presiding Member before the meeting commences."

Discussion:

Chairperson, Cr M Bennett asked the Committee members if there were any Declarations of Interest to be made.

There were no Declarations of Interest made.

8 REPORTS OF OFFICERS

8.1 Title: Update Report from Shire of Dardanup

Reporting Department	Sustainable Development Directorate
Reporting Officer	Mr Stephen Loiterton - Coordinator - Emergency & Ranger Services
Legislation	Local Government Act 1995 Emergency Management Act 2005

8.1.1 Shire of Dardanup and Local Community Events Calendar

Events Calendar for information purposes is attached (Appendix LEMC 8.1.1 A).

8.1.2 Local Government Grants Scheme Application

The Shire has received notification of the outcome of the application for the Shire's eight bushfire brigades for 2023/24. The Shire was successful in gaining a small increase in funding.

8.1.3 AWARE Project

Further work has progressed on the Emergency Welfare Project being undertaken under the All Western Australians Reducing Emergencies grant program for 2022/23. A draft Local Emergency Welfare Support plan has been written. The next step is an exercise; with planning underway for a September exercise.

8.1.4 Mitigation Activity Funding

The Shire is progressing works in relation to the Bushfire Mitigation Activity Fund with the following updates:

AREA	ITEM	STATUS
Henty Reserve	Installing an access point off the Dress Circle emergency fire access way including gate	In progress
	Installing fire access way suitable for a Light Tanker, including turn around circle and drain crossing.	In progress
	Removing non-natives where possible to do so.	In progress
	Undertake fuel reduction works across the reserve using hand crew.	Pending
	Quotations to upgrade fence around Ferguson Fire Shed.	In progress
	Grinding of stumps due to regrowth post removal of non-native trees lining fire access way.	In progress
Millars Creek	Upgrade access point off Hunter Circle Park including tree removal.	Complete
	Quotations to upgrade existing fire access way from Hunter Circle to Castlereagh Vista with limestone surface.	In progress
	Thinning vegetation between Castlereagh Vista and creek line.	In progress
	Quotations to spray woody weeds and remove any non-natives across remaining treatment areas.	In progress
	Quotations to slash long dry grass on river plain adjacent to the Eaton Drive Bridge.	In progress
	Creation of a 10m buffer area around Millbridge Blvd Bridge.	In progress
Warburton Road	Investigating mechanical works option instead of a prescribed mosaic burn in Autumn with local bushfire brigades	In progress
	Follow-up chemical spray to be carried out post treatment	Pending
West Dardanup Fire Access Way	Removing trees from fire access way that are restricting access	In progress
	Resurfacing entire fire access way between Travencore and Stonefield	In progress

8.1.5 Ferguson Water Tank acquittal

The project has been completed and the acquittal has been submitted to DFES.

8.1.6 Bushfire Brigades

The most recent Bush Fire Advisory Committee meeting endorsed the Shire's Fire Prevention Order and the names of the Fire Control Officers, which has subsequently been endorsed by Council.

The Fire Control Notice has been published in the Government Gazette and will be published in the local newspaper in August. A community awareness campaign is intended to be similar to previous years.

The names of the appointed Fire Control Officers have been published in the Government Gazette and local newspaper.

The Shire, in consultation with DFES and the Brigades, are reviewing the minimum training requirements of the Brigades. Changes are proposed to existing Council policies to ensure our Brigades are ready for this and future fire seasons and that the Shire is meeting its Work Health and Safety obligations.

8.1.7 Review into District and Local Emergency Management Committees

As previously circulated, the State Emergency Management Committee (SEMC) is undertaking a review of District Emergency Management Committees and Local Emergency Management Committees to evaluate the effectiveness of the committees in achieving the strategic objectives of the SEMC. The Coordinator Emergency & Ranger Services intends to nominate for a focus group as part of this review.

Due to this review, an abbreviated annual audit has been completed into LEMC activity, with the audit mostly concentrating on meetings and exercises scheduled.

Discussion

A discussion was held on the LEMC meeting objectives and the aim to have consistency over all LEMC Committees.

The Committee discussed the review and focus groups as provided for in Item 8.1.7 is to set out clear roles and responsibilities in State Emergency Management and to create effective and efficient outcomes within the emergency management sector.

Cr M Bennett requested that the Focus Group information be forwarded to him.

It was discussed that LEMC meetings should be a chance for agencies to bring issues and concerns, build relationships of Emergency Management Committees, look for new ideas. There should be presenters and discussing first hand experiences and learnings.

It was agreed that LEMC meetings are good for information sharing, and the Committee will work on ways to make it more exciting and interesting for committee members to want to attend. It was also agreed that meeting 4 times a year is sufficient.

Membership was also discussed and the Committee agreed that Harvey Water be included in the Shire of Dardanup Local Emergency Management membership.

8.2 Title: Agency Reports

Reporting Department	<i>Various Agencies – Listed Below</i>
Reporting Officer	<i>Refer to Individual Report</i>
Legislation	<i>Local Government Act 1995 Emergency Management Act 2005</i>

(In the interest of time efficiency report to be accepted as presented, not read aloud at the meeting)

Background

Each agency is invited to provide the meeting with a report of their activities for the benefit of the committee.

8.2.1 WA Police – Snr Sgt Heath Soutar (Australind) & Sgt Chris Page (Capel)

Snr Sgt Health Soutar advised there was nothing to report.

Sgt Chris Page advised there was nothing to report.

8.2.2 Department of Fire & Emergency Services – District Emergency Management Advisor – Mrs Erin Hutchins

Ms Erin Hutchins has provided the following report:

STATE NEWS

The next meeting of the State Emergency Management Committee (SEMC) was on the 2 August 2023. SEMC Communiques can be found [here](#)

2023 SEMC MEETING SCHEDULE

- 5 October 2023
- December 2023

STATE CONSULTATION REQUESTS

Note – This item will be dealt with confidentially by the Committee.

Please refer to Confidential Attachment A – Under separate cover (Tardis Link: [MEE-R1425868](#))

DISTRICT NEWS

The next meeting of the District Emergency Management Committee (DEMC) will be held on Tuesday 10 October 2023.

LOCAL NEWS**Local Emergency Management Committee Annual Report Survey**

In accordance with Section 40 of the Emergency Management Act 2005 (EM Act), Local Emergency Management Committees (LEMCs) are required to submit an annual report on activities undertaken by it during the financial year. In previous years, this reporting requirement was fulfilled by Local Governments' participation in the Annual and Preparedness Report Capability Survey.

This year, with the finalisation of the State Risk Project and the forthcoming revised State Emergency Management Capability Framework, LEMC reporting requirements were fulfilled by completing the LEMC Annual Report Survey circulated to CEOs and LEMC Executive Officers.

The information that was gathered from the survey has been collated and sent to the State Emergency Management Committee (SEMC) Business Unit (BU) and provided opportunity to highlight the important contributions made by Local Governments and LEMCs to emergency management in Western Australia.

Thank you for your contribution.

Local Emergency Management Arrangements

A copy of the Local Emergency Management Arrangements – Status Report is attached (Appendix LEMC 8.2.2 A). Please check the due date for the five-yearly LEMA reviews and allow a minimum of six months to complete the LEMA review process. Funding opportunities are available to assist with LEMA reviews.

Local Emergency Management Arrangements (Lema) Review Outcomes and Next Steps

The [Local Emergency Management Arrangements \(LEMA\) Review](#) is a partnership between the Department of Fire and Emergency Services (DFES) and WALGA, initiated in response to reports that current LEMA requirements are not fit-for-purpose for Local Government and that a new LEMA model is needed. From April to December 2022, WALGA engaged 100 Local Governments to identify LEMA strengths, weaknesses, and improvement opportunities in a consultation that included 10 in-depth interviews, 10 interactive workshops and an online survey.

WALGA's [LEMA Review Consultation with Western Australian Local Governments: Project Summary and Recommendations Report](#) summarises the key findings of this engagement process. A more detailed overview of the consultation process and outcomes are presented in [WALGA's LEMA Review Issues Paper](#), [LEMA Review Survey Report](#) and an independent [LEMA Review Workshop Consultation Report](#) prepared by agdots.

Informed by WALGA's consultation with Local Government, DFES prepared a Draft LEMA Improvement Plan that responded to each of WALGA's LEMA Review recommendations. During April and May 2023, WALGA then tested the Draft Plan's proposed objectives, key activities and timeframes with 30 diverse Western Australian (WA) Local Governments to evaluate the level of support from the sector and to identify any issues or gaps. WALGA's [Draft LEMA Improvement Plan: Local Government Testing Outcomes Report](#) outlines the key findings of this testing process and presents several revision suggestions that informed the development of the Final LEMA Improvement Plan.

The final LEMA Improvement Plan, which includes implementation actions has been endorsed by the LEMA Review Steering Committee and will be submitted to the State Emergency Management Committee (SEMC) for endorsement in August 2023.

Find out more about the LEMA Review Project on [WALGA's website](#) or email WALGA's LEMA Review Project Lead, [Simone Ruane](#).

Review To District and Local Emergency Management Committees

At the May 2022 SEMC meeting, members approved a review of the roles of District Emergency Management Committees and Local Emergency Management Committees to evaluate the effectiveness of the committees in achieving the strategic objectives of the SEMC.

Aim of the Review

- To establish clear roles and responsibilities, functions, and governance for DEMCs and LEMCs in achieving the strategic objectives of SEMC.

- Identify improvement opportunities to the governance arrangements and capabilities to increase effective and efficient emergency management outcomes.
- Create a shared understanding of SEMC expectations of DEMCs and LEMCs within the emergency management sector.

Scope

- Review the existing activities carried out by DEMCs and LEMCs and whether they support SEMC strategic objectives, legislation and SEMC desired outcomes.
- Assess the existing model for DEMCs and LEMCs to identify where modifications, exclusions or inclusions are required to meet expectations of stakeholders.
- Assess the requirement for key resourcing and capabilities for the committees and ascertain what is required to deliver outcomes in an efficient manner.
- Review roles and responsibilities of the SEMC structure that enable DEMCs and LEMCs, and clearly delineate responsibilities between all parties.
- Propose recommendations for the improvement and/or changes to governance arrangements and capabilities to increase effective and efficient emergency management outcomes.

Consultation Approach

An independent consultant has been engaged to review the current governance arrangements and obtain input from targeted stakeholders.

Reporting

On completion of consultation the consultant will provide:

- A report with supporting recommendations and evidence, including clear governance for DEMCs and LEMCs for SEMC consideration with a complementary implementation plan to achieve the delivery of recommendations.
- Propose recommendations for the improvement and/or changes to governance arrangements and capabilities to increase effective and efficient emergency management outcomes.

Grant Program Updates

The State Emergency Management Committee (SEMC) oversees the distribution of grant funding to support activities that reduce disaster risk and enhance WA's resilience to disasters.

All West Australians Reducing Emergencies (AWARE) program

AWARE is an initiative of the Western Australian Government that invests in building capacity and preparedness activities at a local level, through a competitive grant. Only local governments are eligible to apply for an AWARE grant.

The 2023 AWARE grant round will distribute a total of \$238,000 for projects to:

- Further the emergency risk management process
- Facilitate capability-based exercises
- Assist in reviewing Local Emergency Management Arrangements
- Deliver emergency management training
- Host or facilitate emergency management events or forums.

Projects may apply for between \$2,500 and \$35,000 grant funding. Local level risk assessment projects can request a maximum of \$6,000. Applicants must contribute 25 per cent of the total project cost in cash or in-kind. A local government may submit multiple projects for funding.

All applications must be submitted through the [online portal](#).

Applicants are encouraged to submit their applications at the earliest opportunity to enable a quality assessment and to address any recommendations for amendments if required.

Applications for next round of the AWARE grant program will open on 16 August and close on 20 September 2023. Assessments will take place in October 2023 with an anticipated announcement date in January 2024.

More information can be found [here](#).

Disaster Ready Fund

The Department of Fire and Emergency Services (DFES) is inviting [Expressions of Interest](#) (EOIs) from government and non-government organisations who have projects that will build resilience in the Western Australian community and prepare for future natural hazard impacts.

If you would like to share in \$200 million of emergency management grant funding for a project or initiative that will make WA more resilient to disasters and will deliver benefits to your community, submit your [EOI](#) by 15 November 2023.

Submit your EOI [here](#).

DRF Round Two is expected to open for applications in early 2024. Further information on the timeframes, Guidelines and application process will be made available once the Australian Government announces Round 2.

Information on funding opportunities can be found [here](#).

Please contact semc.grants@dfes.wa.gov.au for further information on the grant programs.

Discussion:

At the next DEMC meeting on 10th of October there will be opportunity to provide comments to plans.

Discussion was around grant opportunities: Disaster Ready Fund are looking for expressions of interest. They will be providing an opportunity for agencies if they need guidance or help with grant applications. Further information around this and percentage of funding shared will be coming out.

8.2.3 Department of Fire & Emergency Services – District Officer Emergency Management – South West Region - Mr John Carter

Mr John Carter has provided the following report:

STORM SEASON 2023

The region is yet to experience any significant storms this winter season.

WAFES CONFERENCE 2023

The WAFES Conference will be held on Friday 8th and Saturday 9th September. The theme for this year's conference is *Working together to make a difference*. It highlights how working together at all levels across all services and all agencies, we not only create a safer State but also make a difference in the lives of the Western Australian community. Keynote speakers include Justin Langer, Australia Test cricketer and coach, and Rabia Siddique, international humanitarian lawyer, retired British Army senior officer, former war crimes and terrorism prosecutor and hostage survivor.

CLIMATE OUTLOOK (issued 20 July 2023)

- For August to October, below median rainfall is likely to very likely (60% to greater than 80% chance) for most of Australia.
- For August to October, above median maximum temperatures are very likely (greater than 80% chance) for almost all of Australia.
- For August to October, minimum temperatures are likely to very likely (60% to greater than 80% chance) to be above median for almost all of Australia.
- This forecast is influenced by several factors, including likely El Niño development, the potential development of a positive Indian Ocean Dipole, and record warm oceans globally.

DFES INDUSTRIAL ACTION

Due to industrial action, there have been a number of exercises and training programs that have been postponed or cancelled. Where possible, these will be rescheduled once the industrial action ceases.

COMBINED EMERGENCY SERVICES LEGISLATION

The draft combined emergency services legislation should be out for public consultation before the end of the year. There will be an opportunity to provide feedback with the final legislation not likely to be implemented until at least 2025.

Discussion:

The Committee discussed a need for recovery training programmes and that these tasks could be allocated to different members. Secondly, what risks face the Shire, what impacts would these have and what other instances could be an emergency.

Mr John Carter advised that there is South West component of the Tsunami Inundation project, which shouldn't have too much impact on Shire of Dardanup – IOWave23 which is planned for 18th of October and will be a desktop exercise.

8.2.4 Department of Communities – Ms Roma Boucher

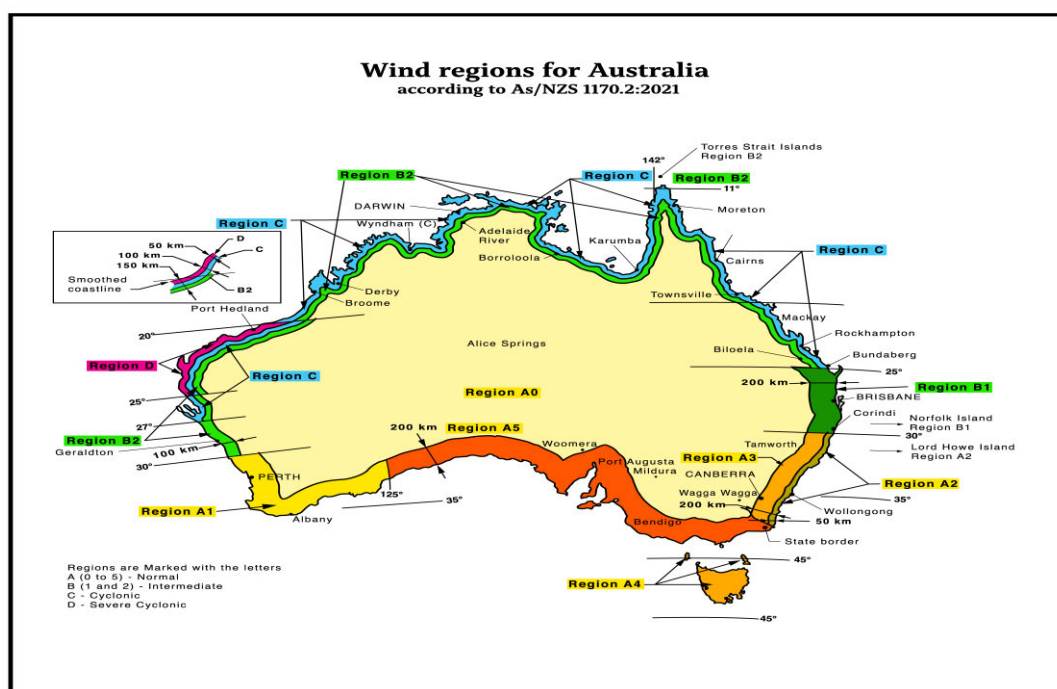
Ms Roma Boucher provided the following report which was tabled at the meeting:

- **Review of the State Support Plan** - Communities have now successfully completed a comprehensive review and rewrite of the Support State Support Plan – Emergency Welfare (Interim). The draft State Support Plan – Emergency Relief and Support (the State Support Plan) has been endorsed by the SEMC Response Policy Sub-Committee and will be presented to the SEMC for approval on 4 October 2023.
- **Capability Audit** – Communities has procured Nous Group to conduct an audit of Western Australia's emergency relief and support capability. Communities is engaging with its community sector partners via the State Welfare Emergency Committee and the State Welfare Emergency Committee – Operations to seek their input into the audit.

- **Disaster Victim Identification (DVI)/Mass Fatality** – Communities is engaging with WAPOL and the State Coroner's Office to strengthen its response to a potential major emergency, where mass DVI processes are required.
- **Audit of Evacuation Centres** - DESOs have been requested by our head office to do a comprehensive review of our statewide evacuation centres by 30 November 2023. We have an updated form and will also need to notate the wind region in relation to when the building was built to determine cyclone suitability.
Note: I wouldn't anticipate any buildings in the south west to have a cyclone rating.
Fyi – I've attached the map of Wind Regions for Australia according to As/NZs 1170.2:2021
 - It has been decided we will remove all secondary or alternative potential evacuation centres from the Local Emergency Welfare Plans (LEWPs), particularly where there are no ablutions (toilets and/or showers) at the facilities. I have previously kept the detail in the plans as these facilities would be useful as recovery/one stop shop type facilities, i.e. no overnight requirements and as an activation decreases. The details of these facilities can be included in your LEMAs/Recovery plans and facilities would be provided by the Local Government as appropriate to the community needs.
 - I will liaise regarding a mutually convenient time to review the Eaton Recreation Centre and have provided the form to Stephen and Michelle for additional detail (e.g. year built).
- **Training, Exercises, Webinars** - On going welfare centre training will be provided to department staff and interest stakeholders will be planned this quarter, dates to be advised.

Response to the Kimberley Floods

- The Department of Communities (Communities) is providing emergency relief and support services to residents impacted by the Kimberley Floods.
- As of 04 July 2023:
 - 90 people are currently in Phase 1 Temporary Accommodation.
 - Since the Disaster Response Hotline (DRH) opened on the 11 January 2023 until 4 July 23, Communities has responded to a total of 1,936 calls for assistance.
 - Communities has assisted DFES with the activation of 302 Premier's Grants cards.
 - 27 Category 3 Assistance applications have been initiated. Two have been approved, two not approved and two have been withdrawn and are not eligible.



Discussion:

Mrs Roma Boucher discussed evacuation centres within the regions and how over time some facilities are unsuitable to be used as evacuation centres as they do not have ablutions or showers. There was discussion around how smaller buildings and halls are being kept for the local community so that they can use them for recovery so that they do not need to travel to a recovery centre.

The Chairperson, Cr M Bennett advised that Fishwick and Wells Recreation Centre could possibly be used to support other facilities, to help ease the pressure of other Shire centres, but would require upgrading.

The Chief Executive Officer, Mr André Schönfeldt advised that information would be provide to Mrs Roma Boucher on the Wells Centre – identified as a future place as an evacuation centre.

8.2.5 Department of Primary Industries and Regional Development – Mr Tim Stevens

Mr Tim Stevens has provided the following report:

1. Declared incidents which DPIRD is managing:

- Seven (7) declared level 1 and 2 incidents in relation to plant pests/diseases and aquatic pests/diseases
- Nil animal pest/disease incidents

Queensland fruit fly

The Department of Primary Industries and Regional Development (DPIRD) is working to stem the spread of the significant invasive pest, Queensland fruit fly (Qfly), after a recent confirmed detection in Bayswater.

A level 2 incident was called on 1 March 2023 after several male Qfly were detected in a residential part of Bayswater, Perth. No Qfly have been detected in commercial areas or outside of the Perth metropolitan area at this time.

Qfly is one of the most serious pests of fruit and vegetables in Australia, attacking over 300 species of fruit and vegetables and impacting a range of horticulture industries and access to valuable markets. While Qfly has been found in other areas of the country, Western Australia has remained free of the pest.

Quarantine Area

The Quarantine Area (QA) covers a 15 km radius from the Qfly detection points and includes Perth, Belmont, Gosnells, Kalamunda, Vincent, Joondalup, Swan, Wanneroo, Melville, Canning, Bayswater, South Perth, Subiaco, Stirling, Nedlands, Bassendean, Belmont, Claremont, Victoria Park, Cambridge and Mundaring. The full Quarantine Area Notice can be accessed at: <https://www.agric.wa.gov.au/plant-biosecurity/biosecurity-alerts-queensland-fruit-fly-updates>.

Link to video with Qfly eradication response Bayswater: [Advice for residents living within the Qfly Corrective Action Zone | Agriculture and Food](#)

The QA is divided into two main zones: the **Corrective Action Zone** and the **Export Assurance Zone**.

Corrective Action Zone

The Corrective Action Zone is the 1.5 km area surrounding each detection point.

Residents located within this zone are required to comply with the following QA requirements:

- Qfly host fruit cannot be removed from or moved within any part of the Corrective Action Zone, unless treated or processed (cooked, frozen or solarised).
- All ripe or ripening host fruit on plants or trees must be picked, and all fallen host fruit must be removed every three days.
- Fruit can be eaten, or must be treated, bagged and then binned in residential waste bins.
- Residents must provide DPIRD personnel access to their premises to inspect and bait host plants twice a week until further notice

Export Assurance Zone

The **Export Assurance Zone** covers the area in a 15 km radius from the detection point - the area of the QA that is not part of the Corrective Action Zone. The area will act as a buffer zone to further prevent further spread of the pest.

The requirements for the management of Qfly host fruit for this area are less stringent but commercially grown Qfly host fruit cannot move either within the QA or outside the QA unless it is treated.

Advice for residents living within the Qfly Correction Action Zone: [Advice for residents living within the Qfly Corrective Action Zone | Agriculture and Food](#)

Advice for Growers in Qfly Export Assurance Zone: [Advice for Growers in Qfly Export Assurance Zone | Agriculture and Food](#)

Further information is available at: [Queensland fruit fly \(Qfly\) updates | Agriculture and Food](#)

Didemnum vexillum (Carpet sea squirt)

Didemnum vexillum (Carpet sea squirt) has been detected in Western Australia (WA) for the first time.

Carpet sea squirt (CSS) is a highly invasive marine invertebrate animal that can overgrow and smother native species. It can overgrow rocks, shellfish, sea sponges and man-made structures such as wharves, jetty pylons, pontoons, buoys and vessels.

A level 2 incident was declared on 25 January 2023 in response to the detection of CSS in WA.

On 17 March 2023 a Quarantine Area Notice was put in place for the waters adjacent to the Australian Marine Complex Common User Facility at Henderson South.

The aim of the QAN is to:

- Manage the movement of vessels into the QA to minimise the spread of the pest.
- Strengthen the requirements for biofouling inspections and treatments for vessels that regularly operate in the Quarantine Area or have been in the Quarantine Area for a period of six days or more.

CSS has the potential to impact oyster and mussel aquaculture, marine environments, dive tourism industries as well as increasing maintenance costs for commercial and recreational vessels.

The aquatic pest has been detected in two locations in WA; Garden Island and at a marine facility in Henderson. The detection at Garden Island was the first confirmed detection in Australia.

[Biosecurity alerts: Carpet sea squirt | Agriculture and Food](#)

Polyphagous shot-hole borer

Polyphagous shot-hole borer (PSHB) *Euwallacea fornicatus* is a beetle native to Southeast Asia. The beetle attacks a wide range of plants by tunnelling into trunks, stems and branches.

DPIRD continues to respond to the confirmed detections of an exotic beetle Polyphagous Shot-Hole Borer in the Perth metropolitan area.

Response activities include:

- Conducting surveillance to determine the distribution of PSHB
- Containing the pest to prevent further spread to non-infested regions within Western Australia
- Providing advice and information to residents, industry and other stakeholders
- Ensuring that all response activities are conducted safely, consistently and efficiently

To stop the spread, a Quarantine Area Notice (QAN) is in place to support the Department of Primary Industries and Regional Development's ongoing surveillance program to determine the spread of the pest.

The Quarantine Area covers 25 local government areas. The new areas added to the expanded QAN on 21 March 2023 are:

- Beckenham, Canning Vale, Huntingdale, Kenwick, Langford, Maddington and Thornlie in the City of Gosnells
- Duncraig, Greenwood, Marmion, Sorrento and Warwick in the City of Joondalup
- Alexander Heights, Girrawheen, Koondoola and Marangaroo in the City of Wanneroo
- Ballajura, Beechboro, Bennett Springs, Dayton, Hazelmere, Kiara, Lockridge, Malaga, Middle Swan, Midland, Viveash, West Swan and Woodbridge in the City of Swan
- Forrestfield, High Wycombe, Perth Airport and Wattle Grove in the City of Kalamunda

Link to information about [Polyphagous shot-hole borer | Agriculture and Food](#)

2. State alerts and investigations

DPIRD is investigating three (3) pests or diseases.

Red dwarf honey bees – Report sightings of Red dwarf honey bees

DPIRD is investigating the detection of the exotic pest red dwarf honey bee (*Apis florea*) discovered on the Burrup Peninsula near Karratha.

Red dwarf honey bees are known to be a vector for numerous exotic bee pests, including brood diseases, internal and external mites, and bee viruses.

The department is calling on the State's beekeepers and land managers to monitor their area for any unusual bees or nests.

Current situation:

- In late March 2023, DPIRD received a report from Pilbara Port Authority via MyPestGuide® Reporter of suspect exotic bees observed at the Dampier wharf, WA.
- The Commonwealth Department of Agriculture Fisheries and Forestry (DAFF) and DPIRD entomologists morphologically confirmed bee samples as *Apis florea*
- A joint survey between DAFF and DPIRD was undertaken at multiple sites on the Burrup Peninsula near Karratha.
- Four new detection sites were located in mid-June 2023. Three detections were of single bees and the fourth detection was of an established nest located in vegetation on a rocky outcrop.

- An ethanol wash of the bees from the nest resulted in the detection of brood mites (*Eugarroa sinhai*) associated with worker bees.
- DAFF and DPIRD are planning additional surveillance to ensure no further red dwarf honey bees are present in the area.
- Red dwarf honey bee has previously been detected and eradicated from the Perth suburb of Forrestfield in 2021.

Impact:

Red dwarf honey bees are social bees which live in colonies of approximately 3,000 insects. They migrate, swarm, and abscond readily, making them a major threat for exotic incursions and to the Australian environment.

One of the major risks for Australia is that red dwarf honey bee (*Apis florea*) is host to a range of bee brood diseases, parasites, and viruses that may impact European honey bees.

The red dwarf honey bee can carry *Eugarroa* mites (*Eugarroa wongsirii* and *Eugarroa sinhai*) both of which are close relatives to the destructive Varroa mites. The species can also carry *Tropilaelaps* mites (*Tropilaelaps clareae*) which is a known pest of European honey bees.

Red dwarf honey bees may also compete with other bees for floral resources.

Reporting:

Early detection is key to protecting Western Australia's valuable bee and horticultural industries. Immediately report any unusual bees or nests.

Members of the public and workers in the area are encouraged to report sightings of any exotic bees in the area to assist in ensuring no further red dwarf honey bees are present.

If you work at a port or transport imported goods and shipping containers, you must report any sighting of bees associated with these goods. Exotic bees are a pathway for bee pests and viruses so they must be reported

DPIRD Pest and Disease Information Service

- +61 (0)8 9368 3080
- padis@dpird.wa.gov.au

3. National alerts & investigations

DPIRD, and other state jurisdictions, continue to monitor reported outbreaks of African swine fever, Lumpy skin disease and Foot and mouth disease in other countries.

Information regarding Foot and Mouth Disease prevention is available on the WA government website: [Foot-and-mouth disease advice for Western Australians \(www.wa.gov.au\)](http://www.wa.gov.au)

Information is also available on the DPIRD website:

[Foot-and-mouth disease: prevention and preparedness | Agriculture and Food](#)

Emergency animal disease preparedness included in the 2023-2024 State Budget:

The WA State government announced \$10.4 Million, in the State Budget, to enhance preparedness for Emergency Animal Disease (EAD).

Key activities include:

- Enhancing EAD preparedness by focussed incident management training, emergency disease exercises and finalising policies and procedures for incident response.
- Enhancing communications with industry and community stakeholders to increase awareness of Emergency Animal Diseases and improve preparedness and likelihood of early disease detection and reporting.
- Building and developing a veterinary reserve and enhancing veterinary student exposure to rural veterinary opportunities.
- Enhancing veterinary capacity
- Enhancing the diagnostic laboratory capability and capacity by upgrading the laboratory information management system, including automation of tasks and enhanced sample tracking and security.

Important: There are, currently, no known incidences of these diseases in Australia.

4. Kimberley Floods – January 2023

DPIRD is providing support to affected communities, in relation to its areas of responsibility, in the recovery from the January flooding in the west Kimberley.

- The State Support Plan – Animal Welfare in Emergencies was formally activated on 9 January 2023 and remained activated until 3 May 2023 to provide support to the local government in relation to the coordination of animal welfare.

Recovery:

- Substantive Wheatbelt Development Commission CEO, Rob Cossart, has been appointed as the State Recovery Coordinator for the Kimberley floods.
- The State recovery structure, across the four recovery environments of Social, Economic, Built and Natural environment, has been formalised with appropriate State Government agencies leading the domains:
 - Social: Department of Communities
 - Economic: DPIRD
 - Built: Department of Treasury and Main Roads WA
 - Natural environment: DWER

DPIRD has appointed liaison officers to sit on the social, built and natural environments State-level committees

- The Shire of Derby West Kimberley has established its local recovery group and relevant subcommittees which are:
 - Media
 - Getting Home
 - Cadjebut Airport
 - Pastoral
 - Social/Wellbeing

DPIRD has provided a departmental representative on the Shire of Derby West Kimberley's local recovery group and relevant subcommittees.

DPIRD has secured funding for an Industry Recovery Officer to be embedded with the Kimberley Pilbara Cattleman's Association (KPCA).

- Dedicated DPIRD web page for affected primary producers outlining available assistance: [Kimberley flood recovery | Agriculture and Food](#)

Disaster Recovery Funding Arrangements WA (DRFAWA):

Support measures are designed to assist in meeting the needs of primary producers whose assets or primary production business has/have been affected by a disaster for which DRFAWA has been invoked. Category B - Assistance measures for primary producers may include grants for:

- Professional advice
 - Reimbursement of fees (maximum \$1,500) to obtain professional advice directly related to addressing issues arising from the declared natural disaster event
- Freight subsidy (reimbursement) Primary producers can claim a maximum of 50% of the costs to the producer of transporting any of the following items as a direct result of a natural disaster:
 - Livestock;
 - Fodder or water for livestock; or
 - Building or fencing equipment or machinery.
- Fencing (for livestock producers only)

Primary producers can claim 100% of the costs associated with any of the following:

 - Restoration/replacement of fencing (to pre-disaster standard) where the fencing has been deliberately dismantled or damaged due to counter disaster operations activities undertaken in order to combat the eligible natural disaster event; and/or
 - Reimbursement of the costs of materials only (to pre-disaster standard) to repair/replace boundary fencing damaged/lost as a direct result of the eligible natural disaster event. The measure is only available where the fencing adjoins a major road/rail transport corridor and where the roaming of livestock may present a danger to the travelling public (i.e., the aim being to preserve public safety).

The applicant must demonstrate to DPIRD's satisfaction that, at the time of the natural disaster event, the property was being used to hold or agist livestock.

- Expression of interest for interest subsidy on a new loan to recover

An interest rate subsidy may be available to primary producers for new loans:

 - To repair/replace assets lost or damaged / repair damage caused by the natural disaster event
 - For carry on purposes to implement the next season's production program
 - Or to replace livestock lost in the disaster for which the assistance measures under the DRFAWA have been activated

Link to further information regarding available funding and relevant conditions:

<https://www.agric.wa.gov.au/emergency-response/disaster-recovery-funding-arrangements>

Category D – Exceptional circumstances:**Freight Assistance Program**

- Purposes: The Commonwealth and WA State Government jointly funded Freight Subsidy Program is to assist with the ongoing exceptional freight requirements for businesses impacted by ex Tropical Cyclone Ellie (DRFA AGRN1044).
- Eligible applicants: Businesses located in, or delivering to, the four (4) DRFAWA activated local government districts which are the Shire of Broome, Shire of Derby West Kimberley, Shire of Halls Creek and the Shire of Wyndham East Kimberley
- Funding duration: All claims must be submitted no later than two (2) months after a suitable road connection is re-established. Claims may be backdated for all freight movement that occurred on, or after, 1 January 2023
- DPIRD is the designated delivery agency for this funding

FAQs including details of eligibility: [Publications \(dfes.wa.gov.au\)](https://www.dfes.wa.gov.au/publications)

DRFAWA Cat B and D assistance, the Department has approved as at 9 June 2023:

DRFA Measures	Under assessment	Approved	Approved \$
Category B	1	2	\$ 47,717.50 (ex GST)
Category D	18	158	\$1,466,424 (ex GST)

5. Severe Tropical Cyclone Seroja (Recovery funding)

DPIRD, through its Rural Business Development Unit, is managing Disaster Recovery Funding Arrangements WA assistance to primary producers impacted by TC Seroja.

DRFAWA Cat B and C assistance the Department has approved as at 9 June 2023:

DRFA Measures	Under assessment	Approved	Approved \$
Category B	22	36	\$ 560,676.75 (Expended)
Category C	51	121	\$2,337,818.20 (Expended)

6. Severe Tropical Cyclone Ilsa – 9 April 2023

Local government districts subject to DRFAWA proclamation: Shire of Broome, Shire of East Pilbara and Town of Port Hedland

Disaster Recovery Funding Arrangements WA:

Category B: Assistance measures for primary producers may include grants for:

- Interest rate subsidy may be available to primary producers for new loans to repair/replace assets that have been damaged or destroyed
- Freight subsidy - reimbursement (livestock, fodder or water for livestock and building or fencing or machinery)
- Fencing subsidy (where fencing adjoins a major road/rail transport corridor)

To date, only one (1) Category B application has been received for TC Ilsa and this is currently, under assessment.

Ex TC Ellie and TC Ilsa – DRFAWA Category C – Primary Producer Recovery Grant

On 7 July, 2023, the Minister announced that Category C – Primary Producer Grant would be available for Ex TC Ellie and TC Ilsa.

Grants of up to \$75,000 are available to assist pastoralists with out-of-pocket clean-up and reinstatement costs incurred as a direct result of the flooding associated with Ex TC Ellie and TC Ilsa. The grant covers activities such as the removal and disposal of debris, damaged infrastructure and equipment, deceased livestock; salvaging crops; and repairing damaged infrastructure and equipment.

To be eligible for this assistance, primary producers must be operating a primary production enterprise in one of the local government districts subject to the DRFAWA proclamation.

- Shire of Broome
- Shire of Derby West Kimberley
- Shire of Halls Creek
- Shire of Wyndham East Kimberley
- Shire of East Pilbara
- Town of Port Hedland

7. Animal welfare in emergencies training for local governments

DPIRD has partnered with Muresk Institute to provide training for local government officers, in relation to animal welfare during emergencies, as part of the Animal welfare in emergencies grant program 2023. The training aims to enhance local government officers' skills and knowledge in safely dealing with animals during an emergency. Focus areas are: livestock health, fauna handling, containment and transport, and includes a workshop about how to develop local animal welfare in emergencies plans.

Training dates:

June 7 - 9

June 14 - 16

August 9 - 11

August 16 - 18

8. Staff emergency management training:

DPIRD has an ongoing schedule to deliver emergency management training and exercising in both metropolitan and regional areas.

The non-accredited training focusses on both the Department's Hazard Management Agency responsibilities in relation to animal and plant biosecurity and its support role to other HMAs in relation to animal welfare during emergencies.

Animal Health Australia and Plant Health Australia online training:

DPIRD staff are encouraged to undertake suitable online training which is available on the Animal Health Australia (AHA) and Plant Health Australia (PHA) websites.

Links to AHA and PHA:

[Home - Animal Health Australia](#)

[Plant Health Australia](#)

DPIRD's role in emergency management

DPIRD plays an important role in emergency management in Western Australia.

- Hazard Management Agency (HMA) for animal and plant biosecurity with responsibilities across prevention/mitigation, preparedness, response and recovery. Link to State Hazard Plan – Animal and Plant Biosecurity: [State Hazard Plan Animal and Plant Biosecurity \(www.wa.gov.au\)](http://www.wa.gov.au)
- Provision of support to other HMAs by:
 - coordinating animal welfare for other hazard emergencies including during bushfires, cyclones and floods;
 - contributing to the Controlling Agency's impact statement in relation to impacts to primary producers, and other economic impacts through its regional development commissions across the state

- managing eligible assistance for primary producers under the Disaster Recovery Funding Arrangements WA and providing advice to primary producers in relation to this funding
- providing professional expertise to primary industry producers and small business in a regional context

Animal Welfare in Emergencies

Local governments are encouraged to develop a plan for animal welfare in emergencies (PAWE) which forms part of the local emergency management arrangements (LEMA).

For tools and resources to assist local governments to develop a local PAWE [click here](#) and for assistance in completing the PAWE template, speak to your LEMC or DEMC representative/s.

8.2.6 Department of Biodiversity, Conservation and Attractions – Mr Darren Cooper

None

8.2.7 WA Country Health Service – Ms Leigh Hall

None

8.2.8 Main Roads WA – Mr Dave Smith

None

8.2.9 Department of Transport – Mr Peter Westgate

None

8.2.10 Water Corporation – Mr Steve Collins

Discussion:

Mr Dean Italiano advised the Committee that there was nothing to report.

8.2.11 Western Power – Mr Scott Fitzgerald

None

8.2.12 Aqwest – Mr Ian Prosser

Discussion:

Mr Ian Prosser advised the Committee that water quality incident will be conducted later this month. All trained in SCBA.

8.2.13 St John Ambulance WA – Mr Charles Wilkes

None

8.2.14 Telstra – Ms Debra Leverington

None

8.2.15 Atco Gas – Mr Mick Sheaf

None

8.2.16 Moore Road Emergency Response Group – Mr Graeme Offer

Discussion:

Mr Graeme Offer advised the Committee that there was nothing to report.

9 MATTERS BEHIND CLOSED DOORS

None.

10 CLOSURE OF MEETING

The Chairperson advises that the next date of the Local Emergency Management Committee Meeting will be Wednesday 8th of November 2023 commencing at 10.00 am at the Shire of Dardanup – Administration Centre Eaton.

There being no further business the Chairperson declared the meeting closed at 10:54am.