



APPENDICES

INTEGRATED PLANNING COMMITTEE MEETING

To Be Held

Wednesday, 15th April 2026
Commencing at 10.00am

At

Shire of Dardanup
ADMINISTRATION CENTRE EATON
1 Council Drive - EATON

This document is available in alternative formats such as:
~ Large Print
~ Electronic Format [disk or emailed]
Upon request.



10 Year
Asset Management Plan

Infrastructure Plant & Vehicles Asset Management Plan

2026 / 27
TO
2035 / 36

(Appendix IPC: 8.1A)

Index

Introduction	—	1
Basis of Costings	—	1
CPI Indexing	—	1
Funding	—	1
Reserve Funds	—	2
Risk Management	—	2
Bush Fire Brigades	—	2
Summary Information		
Consolidated Summary	—	3
Plant Reserve Fund Summary	—	4
Reserve Graphs	—	5
Sale Revenue Summary	—	6
Loans Summary	—	7
Plant & Vehicles		
P010A	2020 FORD RANGER DOUBLE PU XL 3.2D 4x4	8
P011A	2021 MITSUBISHI TRITON GLX 2.4L 4X4	9
P051A	2021 FORD RANGER SUPER CC XL 3.2L 4X4	10
P052A	2025 MITSUBISHI TRITON GLX 2.4L	11
P053A	2021 MITSUBISHI TRITON GLX 2 4L WAS DA8514 NOW DA988 TRANSPORT HANDYMAN	12
P054A	2011 JOHN DEERE 670GP ROAD GRADER	13
P055A	2013 CATERPILLAR 12M ROAD GRADER (Disposal 26/27 - Not Replacing)	14
P056A	2021 CATERPILLAR 924K IT WHEEL LOADER	15
P057A	2021 ISUZU FVR 165-300 AUTO MLWB TIPPER TRUCK	16
P058A	2024 ISUZU FVDJZ-M22 165-300 TIPPER TRUCK	17
P059A	2021 NEW HOLLAND T5.90S CAB TRACTOR	18
P062A	2015 HINO 300 SERIES 921 AUTOMATIC TRUCK (PATCHING TRUCK)	19
P064A	2021 FORD RANGER SINGLE CC XL	20
P065A	2018 MITSUBISHI FUSO FM1627 (REPLACE WITH 6 WHEELER TRUCK)	21
P067A	2014 HINO FD1124 500 SERIES TIP TRUCK	22
P068A	2022 FORD RANGER 4X4	23
P069A	2021 MITSUBISHI TRITON GLX 2.4L 4X4	24
P070A	2024 GIANNI FERRARI TURBO 1WT MOWER (SITS ON ASSET SV040)	25
P071A	2015 HINO 300 SERIES 717 MEDIUM DUMP TRUCK	26
P072A	2022 FORD RANGER 4X4 SINGLE CC	27
P073A	2021 MITSUBISHI TRITON GLX 2.4L 4X4	28

Introduction

The purpose of this document is to provide a strategy for funding the works vehicle fleet of the Shires Engineering Services Department.

This strategy will plan for the timing and financing of;

- a) Essential new plant.
- b) Cyclical replacement of existing plant.

A long term vehicle replacement program is important for two reasons.

1. Maintain a reliable fleet to ensure that service delivery is maintained at an economical cost.
2. To plan for future cash flow demands.

The Shire of Dardanup currently maintains a fleet that is used in Road Construction / Maintenance and in the Parks & Gardens functions of Council. The fleet comprises of trailers through to heavy road construction plant.

Due to the depreciable nature of these assets, it is necessary to plan for their cyclical replacement. Balancing the increasing cost of maintenance with the diminishing trade-in value as they age is important so as to minimise the net cost to the community.

With continued growth predicted well into the foreseeable future, additional demands will be placed on Council to expand the fleet in order to maintain service levels to the community.

The challenge that faces Council is to provide funds for new plant whilst ensuring the existing fleet is maintained at an acceptable standard.

This asset management plan will assist the current and future Councils by ensuring the Shire of Dardanup has a financial capacity to meet the demands of funding our fleet.

This plan covers the next 10 financial years. A review of this plan will be undertaken by Council annually. During this process, items may be added, removed or reprioritised.

Basis of Costings

This defines the way costs have been arrived at for the plan.

- Year 1 - Budget Accuracy
- Years 2 & 3 - Current Cost + Price Indexation
- Years 4 to 10 - Indicative

Price Indexing

Forward estimates for price increases are estimates consistent with the Consumer Price Index (CPI).

Funding

All expenditure is funded 100% from Reserve Funds. By determining an annual budget allocation to Reserve, Council can be confident that all new & replacement items of plant will be funded from a predetermined, fixed annual budget allocation.

Reserve Funds

Council will maintain a reserve fund for the acquisition of assets within this plan. Once an item of plant is scheduled, annual budget allocations will commence to ensure the required funds are available in the planned year.

Risk Management

The fleet will be fully insured.
Users shall hold a current drivers license.

Bush Fire Brigades

Volunteer Bush Fire Brigade vehicles are funded 100% from the Emergency Services Levy (ESL) and are not included within this document.

Useful Life Estimates of Vehicles

Replacement Triggers

Grader	10 Years / 8,000 hours
Loader	8 Years / 8,000 hours
Truck - Light	6 Years / 150,000 km
Truck Medium	8 Years / 200,000 km
Mower - Front Deck	5 Years / 2,000 hours
Tractor	8 Years / 5,000 hours
Trailer - Heavy	15 Years
Trailer - Light	10 Years
Quad Bike/ATV	5 Years
Backhoe Loader	7 Years / 5,000 hours
Skid Steer Loader	5 Years / 5,000 hours
Sweeper	8 Years / 8,000 hours
4 Cyl Vehicles	4 Years / 100,000 km
4 Cyl Utes / Vans	5 Years / 125,000 km
5 Cyl Vehicles	5 Years / 125,000 km

Source

Uniquo International
Shire of Dardanup Fleet Management Review
7th October 2011

Shire of Dardanup

Asset Management Plan - Infrastructure Plant & Vehicle Asset Management Plan
2026 / 27

PLANT EXPENDITURE SUMMARY

				2026 / 27	2027 / 28	2028 / 29	2029 / 30	2030 / 31	2031 / 32	2032 / 33	2033 / 34	2034 / 35	2035 / 36
EXPENDITURE													
Replacement													
Vehicles													
P010A	DA613 (was DA8170)	2020 FORD RANGER DOUBLE PU XL 3.2D 4x4	Transport (WS)	0	0	0	0	83,352	0	0	0	0	100,924
P011A	DA005	2021 MITSUBISHI TRITON GLX 2.4L 4X4	Parks & Environment (WS)	0	0	0	0	72,867	0	0	0	0	88,228
P051A	DA8200	2021 FORD RANGER SUPER CC XL 3.2L 4X4	Transport (LH)	0	0	0	0	64,173	0	0	0	0	77,702
P052A	DA588	2025 MITSUBISHI TRITON GLX 2.4L	Transport (LH)	0	0	67,499	0	0	0	0	81,729	0	0
P053A	DA988 (was DA8514)	2021 MITSUBISHI TRITON GLX 2.4L WAS DA8514 NOW DA988 TRANSPORT HANDYMAN	Transport (HM)	0	0	67,499	0	0	0	0	81,729	0	0
P054A	DA9774	2011 JOHN DEERE 670GP ROAD GRADER	Transport - Construction	489,618	0	0	0	0	0	0	0	0	0
P055A	DA698	2013 CATERPILLAR 12M ROAD GRADER (Disposal 26/27 - Not Replacing)	Transport - Maintenance	0	0	0	0	0	0	0	0	0	0
P056A	DA873	2021 CATERPILLAR 924K IT WHEEL LOADER	Transport	0	0	0	0	302,336	0	0	0	0	0
P057A	DA628	2021 ISUZU FVR 165-300 AUTO MLWB TIPPER TRUCK	Transport	0	0	0	0	0	209,418	0	0	0	0
P058A	DA325	2024 ISUZU FVDJZ-M22 165-300 TIPPER TRUCK	Transport	0	0	0	0	0	0	271,469	0	0	0
P059A	DA9781	2021 NEW HOLLAND T5.90S CAB TRACTOR	Parks & Environment	0	0	99,190	0	0	0	0	0	0	0
P062A	DA8457	2015 HINO 300 SERIES 921 AUTOMATIC TRUCK (PATCHING TRUCK)	Transport	0	242,245	0	0	0	0	0	0	0	328,987
P064A	DA996 (was DA9279)	2021 FORD RANGER SINGLE CC XL	Parks & Environment	0	0	0	0	49,130	0	0	0	0	59,487
P065A	DA9513	2018 MITSUBISHI FUSO FM1627 (REPLACE WITH 6 WHEELER TRUCK)	Transport	0	0	128,363	0	0	0	0	0	0	0
P067A	DA9219	2014 HINO FD1124 500 SERIES TIP TRUCK	Parks & Environment	205,597	0	0	0	0	0	0	0	279,217	0
P068A	DA993 (was DA9406)	2022 FORD RANGER 4X4	Parks & Environment	62,527	0	0	0	0	75,709	0	0	0	0
P069A	DA995 (was DA9136)	2021 MITSUBISHI TRITON GLX 2.4L 4X4	Parks & Environment	62,527	0	0	0	0	75,709	0	0	0	0
P070A	DA10105	2024 GIANNI FERRARI TURBO 1WT MOWER (SITS ON ASSET SV040)	Parks & Environment	0	0	120,973	0	0	0	0	146,475	0	0
P071A	DA9581	2015 HINO 300 SERIES 717 MEDIUM DUMP TRUCK	Parks & Environment	0	241,288	0	0	0	0	0	0	0	327,687
P072A	DA648	2022 FORD RANGER 4X4 SINGLE CC	Parks & Environment	0	0	40,378	0	0	0	0	48,891	0	0
P073A	DA994 (was DA10214)	2021 MITSUBISHI TRITON GLX 2.4L 4X4	Parks & Environment (LH)	62,527	0	0	0	0	75,709	0	0	0	0
P074A	DA987 (was DA10440)	2019 CATERPILLAR 301.8 AC MINI EXCAVATOR	Transport	90,081	0	0	0	0	109,072	0	0	0	0
P075A	DA2833	2021 CATERPILLAR 444 BACKHOE LOADER	Transport	0	0	0	0	0	0	0	0	0	0
Trailers													
SV019	DA8979	2023 POLARIS RANGER 1000 EPS ATV	Parks and Environment	0	0	32,606	0	0	0	0	39,479	0	0
SV040	DA9429	2022 ALUMINIUM TRAILER (FOR TORO MOWER)	Parks & Environment	0	0	0	0	0	0	0	16,297	0	0
SV029	1TPB147	2014 CMADE BOXTOP TRAILER MOUNTED LED MESSAGE BOARD	Transport	0	0	0	0	0	0	0	0	0	39,658
SV033	DA15309	2016 COASTMAC 10x5 TRAILER FOR EMERGENCY RESPONSE	Parks and Environment	12,468	0	0	0	0	0	0	0	0	0
SV034	DA15307	2016 8x5 BOXTOP FUEL TRAILER + TANK + FITTINGS	Transport	5,297	0	0	0	0	0	0	0	0	0
SV038	1TZV158	2024 HEAVY DUTY TANDEM AXLE BOXTOP TIPPER TRAILER	Parks & Environment	0	0	0	0	0	0	0	0	0	0
SV039	1TZT688	2024 CAR CARRYING TRAILER - TANDEM TILT	Transport	0	0	0	0	0	0	0	13,737	0	0
SV030	DA15303	Single Axle Trailer**		0	0	0	0	0	0	0	0	0	0
A1000465	DA15446	Caged Dual Axle Trailer**		0	0	0	0	0	0	0	0	0	0
A1000380	DA15304	Water Cart Dual Axle Trailer**		0	0	0	0	0	0	0	0	0	0
A1000381	DA15305	Spray Dual Axle Trailer**		0	0	0	0	0	0	0	0	0	0
A1000383	DA15316	Spray Dual Axle Trailer**		0	0	0	0	0	0	0	0	0	0
SV027	DA4311	Dual Axle Trailer**		0	0	0	0	0	0	0	0	0	0
A1000377	7WN233	Box Dual Axle Trailer**		0	0	0	0	0	0	0	0	0	0
A1000466	DA15445	Box Dual Axle Trailer**		0	0	0	0	0	0	0	0	0	0
** Trailer consolidation and replacement program development underway.													
Other Equipment													
00855	N/A	7000LTR WATER TANK	Transport	0	0	0	36,373	0	0	0	0	0	0
01762	N/A	3PL ROAD BROOM	Transport	0	15,140	0	0	0	0	0	0	0	0
01796	N/A	MP VERGE OFFSET MOWER(REPLACE WITH TRACK LOADER SLASHER ATTACHMENT)	Transport	0	0	0	0	0	0	0	0	0	0
SV036	N/A	FORKLIFT 2.5T	Transport	0	0	0	35,660	0	0	0	0	0	0
00722	N/A	PROCUT TRACTOR MOWER	Parks & Environment	23,749	0	0	0	0	28,756	0	0	0	0
Total - Replacement				1,014,392	498,672	556,507	72,034	571,858	574,372	271,469	428,337	279,217	1,022,673
New Plant													
NEW	N/A	SINGLE CAB UTE	Parks & Environment	48,578	0	0	0	0	0	58,820	0	0	0
NEW	N/A	SKID MOUNTED 15,000L WATER CART	Transport	0	0	54,487	0	0	0	0	0	0	0
NEW	N/A	TRACK LOADER AND FITTINGS	Transport	127,174	0	0	0	0	153,984	0	0	0	0
NEW	N/A	HYDRAULIC BRUSH GRAPPLE	Transport	16,709	0	0	0	0	0	0	0	0	0
NEW	N/A	SKID MOUNTED VACUUM EXCAVATOR	Transport	0	0	0	53,490	0	0	0	0	0	0
NEW	N/A	FLOCON TRUCK	Transport	0	0	0	0	0	0	0	503,742	0	0
Total - New Plant				192,461	0	54,487	53,490	0	153,984	58,820	503,742	0	0
TOTAL EXPENDITURE				1,206,853	498,672	610,994	125,524	571,858	728,355	330,289	932,079	279,217	1,022,673
FUNDING													
Reserve Funds				781,809	338,681	403,029	108,646	409,891	501,311	234,132	749,437	203,133	656,833
Loans				0	0	0	0	0	0	0	0	0	0
Sale Revenue				425,044	159,992	207,965	16,878	161,967	227,044	96,157	182,642	76,084	365,840
TOTAL FUNDING				1,206,853	498,672	610,994	125,524	571,858	728,355	330,289	932,079	279,217	1,022,673
TOTAL GENERAL FUNDS REQUIRED				0	0	0	0	0	0	0	0	0	0

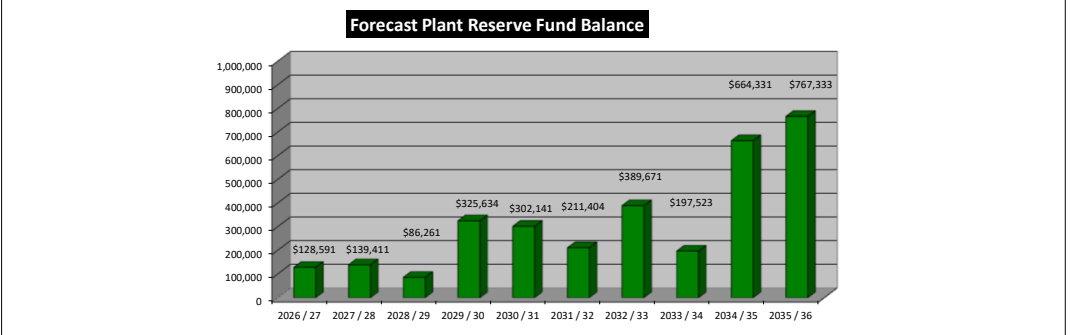
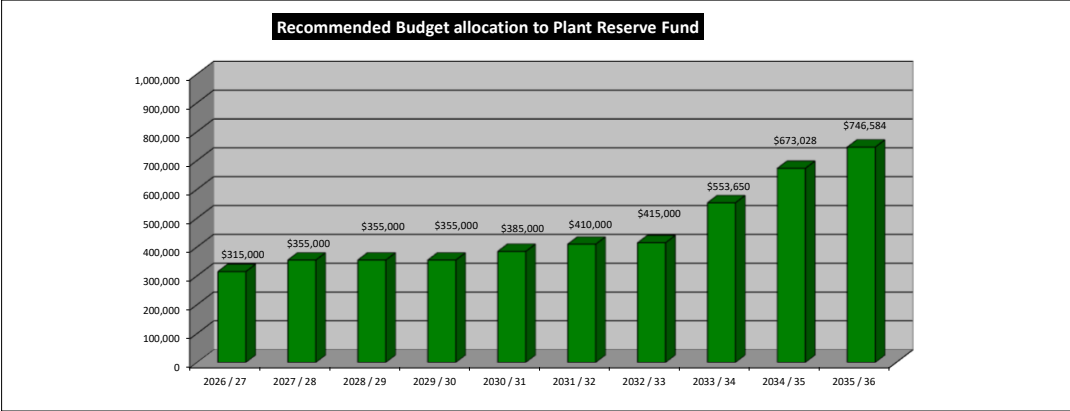
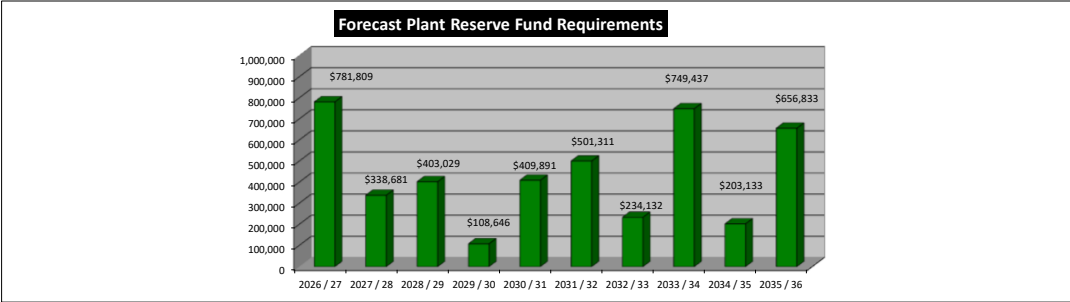
(Appendix IPC: 8.1A)

Shire of Dardanup

Asset Management Plan - Infrastructure Plant & Vehicle Asset Management Plan
2026 / 27

PLANT RESERVE FUND SUMMARY

			2026 / 27	2027 / 28	2028 / 29	2029 / 30	2030 / 31	2031 / 32	2032 / 33	2033 / 34	2034 / 35	2035 / 36	
RESERVE													
Replacement													
Vehicles													
P010A	DA613 (was DA8170)	2020 FORD RANGER DOUBLE PU XL 3.2D 4x4	Transport (WS)	0	0	0	0	46,369	0	0	0	56,144	
P011A	DA005	2021 MITSUBISHI TRITON GLX 2.4L 4X4	Parks & Environment (WS)	0	0	0	0	40,535	0	0	0	49,081	
P051A	DA8200	2021 FORD RANGER SUPER CC XL 3.2L 4X4	Transport (LH)	0	0	0	0	35,699	0	0	0	43,225	
P052A	DA588	2025 MITSUBISHI TRITON GLX 2.4L	Transport (LH)	0	0	37,549	0	0	0	45,465	0	0	
P053A	DA988 (was DA8514)	2021 MITSUBISHI TRITON GLX 2.4L WAS DA8514 NOW DA988 TRANSPORT HANDYMAN	Transport (HM)	0	0	37,549	0	0	0	45,465	0	0	
P054A	DA9774	2011 JOHN DEERE 670GP ROAD GRADER	Transport - Construction	393,225	0	0	0	0	0	0	0	0	
P055A	DA698	2013 CATERPILLAR 12M ROAD GRADER (Disposal 26/27 - Not Replacing)	Transport - Maintenance	(106,408)	0	0	0	0	0	0	0	0	
P056A	DA873	2021 CATERPILLAR 924K IT WHEEL LOADER	Transport	0	0	0	259,957	0	0	0	0	0	
P057A	DA628	2021 ISUZU FVR 165-300 AUTO MLW8 TIPPER TRUCK	Transport	0	0	0	0	152,353	0	0	0	0	
P058A	DA325	2024 ISUZU FVDJZ-M22 165-300 TIPPER TRUCK	Transport	0	0	0	0	0	197,497	0	0	0	
P059A	DA9781	2021 NEW HOLLAND T5.90S CAB TRACTOR	Parks & Environment	0	0	72,161	0	0	0	0	0	0	
P062A	DA8457	2015 HINO 300 SERIES 921 AUTOMATIC TRUCK (PATCHING TRUCK)	Transport	0	176,235	0	0	0	0	0	0	239,341	
P064A	DA996 (was DA9279)	2021 FORD RANGER SINGLE CC XL	Parks & Environment	0	0	0	27,331	0	0	0	0	33,092	
P065A	DA9513	2018 MITSUBISHI FUSO FM1627 (REPLACE WITH 6 WHEELER TRUCK)	Transport	0	0	93,385	0	0	0	0	0	0	
P067A	DA9219	2014 HINO FD1124 500 SERIES TIP TRUCK	Parks & Environment	149,574	0	0	0	0	0	0	203,133	0	
P068A	DA993 (was DA9406)	2022 FORD RANGER 4X4	Parks & Environment	34,783	0	0	0	42,116	0	0	0	0	
P069A	DA995 (was DA9136)	2021 MITSUBISHI TRITON GLX 2.4L 4X4	Parks & Environment	34,783	0	0	0	42,116	0	0	0	0	
P070A	DA10105	2024 GIANNI FERRARI TURBO 1WT MOWER (SITS ON ASSET SV040)	Parks & Environment	0	0	67,296	0	0	0	81,483	0	0	
P071A	DA9581	2015 HINO 300 SERIES 717 MEDIUM DUMP TRUCK	Parks & Environment	0	150,286	0	0	0	0	0	0	204,100	
P072A	DA648	2022 FORD RANGER 4X4 SINGLE CC	Parks & Environment	0	0	22,462	0	0	0	27,198	0	0	
P073A	DA994 (was DA10214)	2021 MITSUBISHI TRITON GLX 2.4L 4X4	Parks & Environment (LH)	34,783	0	0	0	42,116	0	0	0	0	
P074A	DA987 (was DA10440)	2019 CATERPILLAR 301.8 AC MINI EXCAVATOR	Transport	61,203	0	0	0	74,106	0	0	0	0	
P075A	DA2833	2021 CATERPILLAR 444 BACKHOE LOADER	Transport	(41,331)	0	0	0	0	0	0	0	0	
Trailers													
SV019	DA8979	2023 POLARIS RANGER 1000 EPS ATV	Parks and Environment	0	0	18,138	0	0	0	21,962	0	0	
SV040	DA9429	2022 ALUMINIUM TRAILER (FOR TORO MOWER)	Parks & Environment	0	0	0	0	0	0	13,088	0	0	
SV029	1TP8147	2014 CMADE BOXTOP TRAILER MOUNTED LED MESSAGE BOARD	Transport	0	0	0	0	0	0	0	0	31,850	
SV033	DA15309	2016 COASTMAC 10x5 TRAILER FOR EMERGENCY RESPONSE	Parks and Environment	10,013	0	0	0	0	0	0	0	0	
SV034	DA15307	2016 8x5 BOXTOP FUEL TRAILER + TANK + FITTINGS	Transport	4,254	0	0	0	0	0	0	0	0	
SV038	1TZV158	2024 HEAVY DUTY TANDEM AXLE BOXTOP TIPPER TRAILER	Parks & Environment	0	0	0	0	0	0	0	0	0	
SV039	1TZT688	2024 CAR CARRYING TRAILER - TANDEM TILT	Transport	0	0	0	0	0	0	11,032	0	0	
SV030	DA15303	Single Axle Trailer**		0	0	0	0	0	0	0	0	0	
AI000465	DA15446	Caged Dual Axle Trailer**		0	0	0	0	0	0	0	0	0	
AI000380	DA15304	Water Cart Dual Axle Trailer**		0	0	0	0	0	0	0	0	0	
AI000381	DA15305	Spray Dual Axle Trailer**		0	0	0	0	0	0	0	0	0	
AI000383	DA15316	Spray Dual Axle Trailer**		0	0	0	0	0	0	0	0	0	
SV027	DA4311	Dual Axle Trailer**		0	0	0	0	0	0	0	0	0	
AI000377	7WN233	Box Dual Axle Trailer**		0	0	0	0	0	0	0	0	0	
AI000466	DA15445	Box Dual Axle Trailer**		0	0	0	0	0	0	0	0	0	
** Trailer consolidation and replacement program development underway.													
Other Equipment													
00855	N/A	7000LTR WATER TANK	Transport	0	0	0	29,212	0	0	0	0	0	
01762	N/A	3PL ROAD BROOM	Transport	0	12,160	0	0	0	0	0	0	0	
01796	N/A	MP VERGE OFFSET MOWER(REPLACE WITH TRACK LOADER SLASHER ATTACHMENT)	Transport	(3,964)	0	0	0	0	0	0	0	0	
SV036	N/A	FORKLIFT 2.5T	Transport	0	0	0	25,943	0	0	0	0	0	
00722	N/A	PRO CUT TRACTOR MOWER	Parks & Environment	20,511	0	0	0	24,835	0	0	0	0	
New Plant													
NEW	N/A	SINGLE CAB UTE	Parks & Environment	48,578	0	0	0	0	0	36,636	0	0	
NEW	N/A	SKID MOUNTED 15,000L WATER CART	Transport	0	0	54,487	0	0	0	0	0	0	
NEW	N/A	TRACK LOADER AND FITTINGS	Transport	127,174	0	0	0	123,668	0	0	0	0	
NEW	N/A	HYDRAULIC BRUSH GRAPPLE	Transport	14,630	0	0	0	0	0	0	0	0	
NEW	N/A	SKID MOUNTED VACUUM EXCAVATOR	Transport	0	0	0	53,490	0	0	0	0	0	
NEW	N/A	FLOCON TRUCK	Transport	0	0	0	0	0	0	503,742	0	0	
TOTAL RESERVE FUNDS REQUIRED				781,809	338,681	403,029	108,646	409,891	501,311	234,132	749,437	203,133	656,833
Annual Reserve Transfer Allocation				315,000	355,000	355,000	355,000	385,000	410,000	415,000	553,650	673,028	746,584
Annual Reserve Transfer Changes													
Interest Earnings				20,472	4,501	4,879	3,019	11,397	10,575	7,399	13,638	6,913	23,252
Small Plant & Equipment				(10,000)	(10,000)	(10,000)	(10,000)	(10,000)	(10,000)	(10,000)	(10,000)	(10,000)	(10,000)
RESERVE SURPLUS (DEFICIT)				128,591	139,411	86,261	325,634	302,141	211,404	389,671	197,523	664,331	767,333



(Appendix IPC: 8.1A)

Shire of Dardanup

Asset Management Plan - Infrastructure Plant & Vehicle Asset Management Plan
2026 / 27

PLANT SALE REVENUE SUMMARY

				2026 / 27	2027 / 28	2028 / 29	2029 / 30	2030 / 31	2031 / 32	2032 / 33	2033 / 34	2034 / 35	2035 / 36
Sale Revenue													
Replacement													
Vehicles													
P010A	DA613 (was DA8170)	2020 FORD RANGER DOUBLE PU XL 3.2D 4x4	Transport (WS)	0	0	0	0	36,984	0	0	0	0	44,781
P011A	DA005	2021 MITSUBISHI TRITON GLX 2.4L 4X4	Parks & Environment (WS)	0	0	0	0	32,331	0	0	0	0	39,147
P051A	DA8200	2021 FORD RANGER SUPER CC XL 3.2L 4X4	Transport (LH)	0	0	0	0	28,474	0	0	0	0	34,477
P052A	DA588	2025 MITSUBISHI TRITON GLX 2.4L	Transport (LH)	0	0	29,950	0	0	0	0	36,264	0	0
P053A	DA988 (was DA8514)	2021 MITSUBISHI TRITON GLX 2.4L WAS DA8514 NOW DA988 TRANSPORT HANDYMAN	Transport (HM)	0	0	29,950	0	0	0	0	36,264	0	0
P054A	DA9774	2011 JOHN DEERE 670GP ROAD GRADER	Transport - Construction	96,993	0	0	0	0	0	0	0	0	0
P055A	DA698	2013 CATERPILLAR 12M ROAD GRADER (Disposal 26/27 - Not Replacing)	Transport - Maintenance	106,408	0	0	0	0	0	0	0	0	0
P056A	DA873	2021 CATERPILLAR 924K IT WHEEL LOADER	Transport	0	0	0	0	42,379	0	0	0	0	0
P057A	DA628	2021 ISUZU FVR 165-300 AUTO MLWB TIPPER TRUCK	Transport	0	0	0	0	0	57,064	0	0	0	0
P058A	DA325	2024 ISUZU FVDJZ-M22 165-300 TIPPER TRUCK	Transport	0	0	0	0	0	0	73,973	0	0	0
P059A	DA9781	2021 NEW HOLLAND T5.90S CAB TRACTOR	Parks & Environment	0	0	27,028	0	0	0	0	0	0	0
P062A	DA8457	2015 HINO 300 SERIES 921 AUTOMATIC TRUCK (PATCHING TRUCK)	Transport	0	66,009	0	0	0	0	0	0	0	89,646
P064A	DA996 (was DA9279)	2021 FORD RANGER SINGLE CC XL	Parks & Environment	0	0	0	0	21,799	0	0	0	0	26,395
P065A	DA9513	2018 MITSUBISHI FUSO FM1627 (REPLACE WITH 6 WHEELER TRUCK)	Transport	0	0	34,978	0	0	0	0	0	0	0
P067A	DA9219	2014 HINO FD1124 500 SERIES TIP TRUCK	Parks & Environment	56,023	0	0	0	0	0	0	0	76,084	0
P068A	DA993 (was DA9406)	2022 FORD RANGER 4X4	Parks & Environment	27,744	0	0	0	0	33,592	0	0	0	0
P069A	DA995 (was DA9136)	2021 MITSUBISHI TRITON GLX 2.4L 4X4	Parks & Environment	27,744	0	0	0	0	33,592	0	0	0	0
P070A	DA10105	2024 GIANNI FERRARI TURBO 1WT MOWER (SITS ON ASSET SV040)	Parks & Environment	0	0	53,676	0	0	0	0	64,992	0	0
P071A	DA9581	2015 HINO 300 SERIES 717 MEDIUM DUMP TRUCK	Parks & Environment	0	91,002	0	0	0	0	0	0	0	123,587
P072A	DA648	2022 FORD RANGER 4X4 SINGLE CC	Parks & Environment	0	0	17,916	0	0	0	0	21,693	0	0
P073A	DA994 (was DA10214)	2021 MITSUBISHI TRITON GLX 2.4L 4X4	Parks & Environment (LH)	27,744	0	0	0	0	33,592	0	0	0	0
P074A	DA987 (was DA10440)	2019 CATERPILLAR 301.8 AC MINI EXCAVATOR	Transport	28,878	0	0	0	0	34,966	0	0	0	0
P075A	DA2833	2021 CATERPILLAR 444 BACKHOE LOADER	Transport	41,331	0	0	0	0	0	0	0	0	0
Trailers													
SV019	DA8979	2023 POLARIS RANGER 1000 EPS ATV	Parks and Environment	0	0	14,467	0	0	0	0	17,517	0	0
SV040	DA9429	2022 ALUMINIUM TRAILER (FOR TORO MOWER)	Parks & Environment	0	0	0	0	0	0	0	3,208	0	0
SV029	1TP8147	2014 CMADE BOXTOP TRAILER MOUNTED LED MESSAGE BOARD	Transport	0	0	0	0	0	0	0	0	0	7,808
SV033	DA15309	2016 COASTMAC 10x5 TRAILER FOR EMERGENCY RESPONSE	Parks and Environment	2,455	0	0	0	0	0	0	0	0	0
SV034	DA15307	2016 8x5 BOXTOP FUEL TRAILER + TANK + FITTINGS	Transport	1,043	0	0	0	0	0	0	0	0	0
SV038	1TZV158	2024 HEAVY DUTY TANDEM AXLE BOXTOP TIPPER TRAILER	Parks & Environment	0	0	0	0	0	0	0	0	0	0
SV039	1TZT688	2024 CAR CARRYING TRAILER - TANDEM TILT	Transport	0	0	0	0	0	0	0	2,704	0	0
SV030	DA15303	Single Axle Trailer**		0	0	0	0	0	0	0	0	0	0
AI000465	DA15446	Caged Dual Axle Trailer**		0	0	0	0	0	0	0	0	0	0
AI000380	DA15304	Water Cart Dual Axle Trailer**		0	0	0	0	0	0	0	0	0	0
AI000381	DA15305	Spray Dual Axle Trailer**		0	0	0	0	0	0	0	0	0	0
AI000383	DA15316	Spray Dual Axle Trailer**		0	0	0	0	0	0	0	0	0	0
SV027	DA4311	Dual Axle Trailer**		0	0	0	0	0	0	0	0	0	0
AI000377	7WN233	Box Dual Axle Trailer**		0	0	0	0	0	0	0	0	0	0
AI000466	DA15445	Box Dual Axle Trailer**		0	0	0	0	0	0	0	0	0	0
** Trailer consolidation and replacement program development underway.													
Other Equipment													
00855	N/A	7000LTR WATER TANK	Transport	0	0	0	7,161	0	0	0	0	0	0
01762	N/A	3PL ROAD BROOM	Transport	0	2,981	0	0	0	0	0	0	0	0
01796	N/A	MP VERGE OFFSET MOWER(REPLACE WITH TRACK LOADER SLASHER ATTACHMENT)	Transport	3,964	0	0	0	0	0	0	0	0	0
SV036	N/A	FORKLIFT 2.5T	Transport	0	0	0	9,717	0	0	0	0	0	0
00722	N/A	PRO CUT TRACTOR MOWER	Parks & Environment	3,239	0	0	0	0	3,921	0	0	0	0
New Plant													
NEW	N/A	SINGLE CAB UTE	Parks & Environment	0	0	0	0	0	0	22,184	0	0	0
NEW	N/A	SKID MOUNTED 15,000L WATER CART	Transport	0	0	0	0	0	0	0	0	0	0
NEW	N/A	TRACK LOADER AND FITTINGS	Transport	0	0	0	0	0	30,315	0	0	0	0
NEW	N/A	HYDRAULIC BRUSH GRAPPLE	Transport	2,078	0	0	0	0	0	0	0	0	0
NEW	N/A	SKID MOUNTED VACUUM EXCAVATOR	Transport	0	0	0	0	0	0	0	0	0	0
NEW	N/A	FLOCON TRUCK	Transport	0	0	0	0	0	0	0	0	0	0
TOTAL SALE REVENUE				425,044	159,992	207,965	16,878	161,967	227,044	96,157	182,642	76,084	365,840

(Appendix IPC: 8.1A)

Shire of Dardanup

Asset Management Plan - Infrastructure Plant & Vehicle Asset Management Plan 2026 / 27

PLANT LOANS SUMMARY

		2026 / 27	2027 / 28	2028 / 29	2029 / 30	2030 / 31	2031 / 32	2032 / 33	2033 / 34	2034 / 35	2035 / 36
LOANS											
Replacement											
P010A	DA613 (wa: 2020 FORD RANGER DOUBLE PU XL 3.2D 4x4	0	0	0	0	0	0	0	0	0	0
P011A	DA005 2021 MITSUBISHI TRITON GLX 2.4L 4X4	0	0	0	0	0	0	0	0	0	0
P051A	DA8200 2021 FORD RANGER SUPER CC XL 3.2L 4X4	0	0	0	0	0	0	0	0	0	0
P052A	DA588 2025 MITSUBISHI TRITON GLX 2.4L	0	0	0	0	0	0	0	0	0	0
P053A	DA988 (wa: 2021 MITSUBISHI TRITON GLX 2.4L WAS DA8514 NOW DA988	0	0	0	0	0	0	0	0	0	0
P054A	DA9774 2011 JOHN DEERE 670GP ROAD GRADER	0	0	0	0	0	0	0	0	0	0
P055A	DA698 2013 CATERPILLAR 12M ROAD GRADER (Disposal 26/27 - Not R	0	0	0	0	0	0	0	0	0	0
P056A	DA873 2021 CATERPILLAR 924K IT WHEEL LOADER	0	0	0	0	0	0	0	0	0	0
P057A	DA628 2020 FORD RANGER DOUBLE PU XL 3.2D 4x4	0	0	0	0	0	0	0	0	0	0
P058A	DA325 2024 ISUZU FVDJZ-M22 165-300 TIPPER TRUCK	0	0	0	0	0	0	0	0	0	0
P059A	DA9781 2021 NEW HOLLAND T5.90S CAB TRACTOR	0	0	0	0	0	0	0	0	0	0
P062A	DA8457 2015 HINO 300 SERIES 921 AUTOMATIC TRUCK (PATCHING TRI	0	0	0	0	0	0	0	0	0	0
P064A	DA996 (wa: 2021 FORD RANGER SINGLE CC XL	0	0	0	0	0	0	0	0	0	0
P065A	DA9513 2018 MITSUBISHI FUSO FM1627 (REPLACE WITH 6 WHEELER TI	0	0	0	0	0	0	0	0	0	0
P067A	DA9219 2014 HINO FD1124 500 SERIES TIP TRUCK	0	0	0	0	0	0	0	0	0	0
P068A	DA993 (wa: 2022 FORD RANGER 4X4	0	0	0	0	0	0	0	0	0	0
P069A	DA995 (wa: 2021 MITSUBISHI TRITON GLX 2.4L 4X4	0	0	0	0	0	0	0	0	0	0
P070A	DA10105 2024 GIANNI FERRARI TURBO 1WT MOWER (SITS ON ASSET SV	0	0	0	0	0	0	0	0	0	0
P071A	DA9581 2015 HINO 300 SERIES 717 MEDIUM DUMP TRUCK	0	0	0	0	0	0	0	0	0	0
P072A	DA648 2022 FORD RANGER 4X4 SINGLE CC	0	0	0	0	0	0	0	0	0	0
P073A	DA994 (wa: 2021 MITSUBISHI TRITON GLX 2.4L 4X4	0	0	0	0	0	0	0	0	0	0
SV019	DA8979 2023 POLARIS RANGER 1000 EPS ATV	0	0	0	0	0	0	0	0	0	0
SV040	DA9429 2022 ALUMINIUM TRAILER (FOR TORO MOWER)	0	0	0	0	0	0	0	0	0	0
SV029	1TPB147 2014 CMADE BOXTOP TRAILER MOUNTED LED MESSAGE BOAR	0	0	0	0	0	0	0	0	0	0
SV034	DA15307 2016 8x5 BOXTOP FUEL TRAILER + TANK + FITTINGS	0	0	0	0	0	0	0	0	0	0
SV039	1TZT688 2024 CAR CARRYING TRAILER - TANDEM TILT	0	0	0	0	0	0	0	0	0	0
SV030	DA15303 Single Axle Trailer** Caged Dual Axle	0	0	0	0	0	0	0	0	0	0
AI000465	DA15446 Trailer** Water Cart Dual Axle	0	0	0	0	0	0	0	0	0	0
AI000380	DA15304 Trailer** Spray Dual Axle	0	0	0	0	0	0	0	0	0	0
AI000381	DA15305 Trailer** Spray Dual Axle	0	0	0	0	0	0	0	0	0	0
AI000383	DA15316 Trailer** Dual Axle	0	0	0	0	0	0	0	0	0	0
SV027	DA4311 Trailer** Box Dual Axle	0	0	0	0	0	0	0	0	0	0
AI000377	7WN233 Trailer** Box Dual Axle	0	0	0	0	0	0	0	0	0	0
AI000466	DA15445 Trailer** ** Trailer consolidatio n and replacement program developmen t underway.	0	0	0	0	0	0	0	0	0	0
00855	N/A 7000LTR WATER TANK	0	0	0	0	0	0	0	0	0	0
01762	N/A 3PL ROAD BROOM	0	0	0	0	0	0	0	0	0	0
01796	N/A MP VERGE OFFSET MOWER(REPLACE WITH TRACK LOADER SL	0	0	0	0	0	0	0	0	0	0
SV036	N/A FORKLIFT 2.5T	0	0	0	0	0	0	0	0	0	0
P074A	DA987 (wa: 2019 CATERPILLAR 301.8 AC MINI EXCAVATOR	0	0	0	0	0	0	0	0	0	0
P075A	DA2833 2021 CATERPILLAR 444 BACKHOE LOADER	0	0	0	0	0	0	0	0	0	0
New Plant											
NEW	N/A SINGLE CAB UTE	0	0	0	0	0	0	0	0	0	0
NEW	N/A SKID MOUNTED 15,000L WATER CART	0	0	0	0	0	0	0	0	0	0
NEW	N/A TRACK LOADER AND FITTINGS	0	0	0	0	0	0	0	0	0	0
NEW	N/A HYDRAULIC BRUSH GRAPPLE	0	0	0	0	0	0	0	0	0	0
NEW	N/A SKID MOUNTED VACUUM EXCAVATOR	0	0	0	0	0	0	0	0	0	0
NEW	N/A FLOCON TRUCK	0	0	0	0	0	0	0	0	0	0
TOTAL NEW LOANS REQUIRED		0	0	0	0	0	0	0	0	0	0

RISK ASSESSMENT TOOL

REPORT TITLE: Infrastructure Plant and Vehicle Asset Management Plan 2026/27 – 2035/36

RISK THEME PROFILE:

1 - Asset Sustainability Practices
Choose an item.

Choose an item.
Choose an item.

RISK ASSESSMENT CONTEXT: Operational

CONSEQUENCE CATEGORY	RISK EVENT	PRIOR TO TREATMENT OR CONTROL			RISK ACTION PLAN (Treatment or controls proposed)	AFTER TREATMENT OR CONTROL		
		CONSEQUENCE	LIKELIHOOD	INHERENT RISK RATING		CONSEQUENCE	LIKELIHOOD	RESIDUAL RISK RATING
HEALTH	No risk event identified for this category.	Not Required - No Risk Identified	N/A	N/A	Not required.	Not required.	Not required.	Not required.
FINANCIAL IMPACT	Risk that assets are not renewed at the right point in the asset life cycle – increased repairs costs, downtime.	Moderate (3)	Possible (3)	Moderate (5 - 11)	Not required.	Not required.	Not required.	Not required.
FINANCIAL IMPACT	Risk that assets are not acquired to meet demand or needs of the Shire.	Moderate (3)	Possible (3)	Moderate (5 - 11)	Not required.	Not required.	Not required.	Not required.
SERVICE INTERRUPTION	Risk that assets are not renewed at the right point in the asset life cycle – increased repairs costs, downtime.	Moderate (3)	Possible (3)	Moderate (5 - 11)	Not required.	Not required.	Not required.	Not required.
LEGAL AND COMPLIANCE	No risk event identified for this category.	Not Required - No Risk Identified	N/A	N/A	Not required.	Not required.	Not required.	Not required.
REPUTATIONAL	Risk that customer levels of service are reduced or are not maintained to meet public expectation.	Moderate (3)	Possible (3)	Moderate (5 - 11)	Not required.	Not required.	Not required.	Not required.
ENVIRONMENT	No risk event identified for this category.	Not Required - No Risk Identified	N/A	N/A	Not required.	Not required.	Not required.	Not required.
PROPERTY	No risk event identified for this category.	Not Required - No Risk Identified	N/A	N/A	Not required.	Not required.	Not required.	Not required.

Jolene Roots

From: Nicole Walsh <[REDACTED]>
Sent: Friday, 30 January 2026 11:48 AM
To: Records
Subject: Community Budget Submission

You don't often get email from nikki.w06@outlook.com. [Learn why this is important](#)

⚠ CAUTION: This email originated from outside the Shire of Dardanup. Do NOT click links or open attachments unless you recognize the sender and know the content is safe. Do NOT enter any username or passwords and report any suspicious content.

Good morning,

My name is Nikki and I'm a resident of the Shire of Dardanup, and currently my partner and I are building our first home in the Parkridge Estate.

Something I would like to be considered for the 26/27 budget is a Waterwise Verge program, similar to that of Shire of Murray.

[Programs](#)

My partner and I want to work on having a native filled front yard with a focus on sustainability by making it waterwise.

With this program, the Shire of Murray offer a 50% rebate towards the adoption of a Waterwise Verge up to \$500.

As well, they also have a yearly giveaway of waterwise native plants to encourage the adoption across the Shire.

Thank you for your consideration.

Kind regards,
Nikki Walsh

Request 1: N. Walsh

(Appendix IPC: 8.2A)

Verge Guidelines

and Waterwise 'Adopt a Verge' Program



Updated 06/12/2024

Contents



Verge Guidelines	3
What is the Verge?	3
Who should maintain a Verge?	3
Do I need approval to landscape my Verge?	3
Guidelines for Verge treatments	4
Guidelines – Materials	5
Acceptable Materials – Landscape Treatments - Application Form Not Required	5
Acceptable Materials – Hardscape - Application Form Required	6
Materials - Not Acceptable for the verge	6
Responsibilities	7
Waterwise 'Adopt a Verge' Program and Rebate	8
Why 'Adopt a Verge'?	8
Waterwise Verge Rebate	8
How do I 'Adopt a Verge'?	9
Creating your new verge	9
Verge Plans - Typical	10
Planting Your Waterwise Verge	11
Mulch	11
Watering	11

Revision	Date	Revision Details	Revised by
Verge Guidelines	22 April 2021	Changes to Application Form requirements etc.	Infrastructure Services Shire of Murray
Verge Guidelines and Waterwise Adopt a Verge Program	17 January 2023	Additional Adopt a Verge and rebate information and Typical Verge Plans and other minor amendments	Tasmin Lancaster Environmental Officer Karen Lancaster Landscape Architect
Verge Guidelines and Waterwise Adopt a Verge Program	6 December 2024	Mulch location updated	Karen Lancaster Landscape Architect

The Shire of Murray acknowledges the Bindjareb people, Traditional Custodians of the land for which the Waterwise Verge Guidelines have been written. We pay our respects to their Elders past and present and extend that respect to all Aboriginal and Torres Strait Islander peoples.

Verge Guidelines

The Shire of Murray encourages residents and landowners to maintain the verge adjacent to their property and to ‘adopt a waterwise verge’



What is the Verge?

The verge is the area between the road and your property’s boundary. Also known as nature strips, verges are important green spaces within our community that assist with urban cooling whilst creating biodiversity corridors within our towns and suburbs. Road verges provide space for public utilities including water, gas sewer, telephone, stormwater and power. Verges also allow for the creation of streetscapes with paths and street trees, that enhance the amenity of an area and connect our community to nature.



Who should maintain a Verge?

You are responsible for maintaining the verge at the front or side of your property, including any improvement works to enhance your property’s aesthetics.

We are responsible for controlling the development of street verges and the provision and maintenance of street trees. We are also responsible for verge maintenance adjacent to our buildings, parks and reserves.

Do I need approval to landscape my Verge?

Generally, approval is not required when laying lawn, installing reticulation or for landscaping that incorporates low shrubs and groundcovers, mulch, organic and other surface treatments such as gravel aggregates, kerbs and rocks, but the installation must meet these Guidelines.

Approval is required prior to the installation of hardscape treatments including concrete, asphalt/bitumen and paving, and an Application Form is required prior to works.

Note that some materials are not acceptable for the verge, including synthetic turf, blue metal dust, road base and particular aggregates

If you are intending to apply for the waterwise verge rebate, we recommend that you read through these Verge Guidelines, and contact our Environmental Services team prior to undertaking any work to ensure eligibility: 9531 7777.



Guidelines for Verge treatments

The following guidelines apply to verges in the Shire of Murray.

Refer also additional information on **Acceptable Materials and Responsibilities**.

1. Trees, whether endemic or introduced, must not be removed from the verge, unless approved by the Shire.
2. Street trees planted on the verge are a vital part of streetscapes that are a pleasant environment and add aesthetic value for the community. They are to be incorporated into the verge and tree alignment and species selection are to be approved by the Shire.
3. In areas where the road is un-kerbed, drainage is provided in 'swale drainage'. This is sensitive to changes in levels. No fill or crossover is to be constructed which alters the levels of the verge's drainage. If the verge area was to be filled to level the verge from property boundary to the road, then the street's drainage is impacted and may be prone to flooding.
4. Adequate access to the letterbox for mail delivery must be allowed for.
5. A two metre clear zone adjacent to the kerb is to be maintained to provide safe access for pedestrians, and good sightlines for drivers of vehicles.
6. Planting/ vegetation is to be
 - a. Waterwise preferably, requiring low water use
 - b. Kept clear of and not encroaching onto footpaths or road
 - c. Not of a thorny or poisonous nature
 - d. Less than 750mm (75cm) in height (other than trees) and
 - e. Well maintained.
7. Reticulation should be designed and installed so that sprinklers do not cause interference to the safe movement of traffic or the safe use of the footpath / or the 2m verge edge for pedestrians where no footpath exists.
8. Earth mounding and rocks are only permitted as part of a waterwise verge garden design, provided they do not cause a hazard or interfere with drainage; and a two metre clear zone adjacent to the kerb is maintained to provide safe access for pedestrians. As with planting, overall height above natural level is to be no more than 75cm tall.
9. Fences, walls, enclosures, retaining walls, or other similar installations/ obstructions are not to be installed on a verge.
10. Hard, non-permeable materials (including any crossover) must be of an acceptable material. No more than one third (1/3) of the area of the verge (other than the crossover) is to be hard material known as 'hardstand'.
11. No part of the verge should be identified for parking purposes.
12. Treatments not adhering to the Shire of Murray guidelines must be altered at the owner's cost.

Guidelines – Materials

Acceptable Materials – Landscape Treatments - Application Form Not Required

These materials can be installed, either individually or combined into an overall landscaped verge treatment, without written approval from the Shire:

- ✓ Grass, lawn species
- ✓ Plants, low-growing of less than 75cm tall, including prostrate ground covers, low shrubs, strappy plants and ornamental grasses, that ideally are 'waterwise'
- ✓ Mulch, organic, including tree mulch, wood chips and similar
- ✓ Sawdust, compact and level
- ✓ Gravel, aggregates of 10mm to 20mm size, such as limestone, laterite, cracked pea gravel, blue metal, basalt and similar, that can be walked on with ease, installed with the natural soil as their base, in order to maintain verge drainage.
But not those listed as Not Acceptable Materials below including dust, fines or gravel aggregates larger than 20mm.
These are to be installed at a suitable depth to provide long term surface coverage and so that they do not migrate onto footpaths or road.
- ✓ Rocks, decorative feature rocks that are no more than 75cm tall above ground and do not cause a hazard. They must be securely placed into the ground and large enough to remain secure. They must be 2 metres or further from the road.
- ✓ Kerbs, flush concrete, or similar flat garden edging, to delineate between lawn and planting/ other acceptable material/s, that are
 - flush with the level of the lawn and do not create a trip hazard and
 - are no wider than 200mm wide.

Waterwise verge gardens are encouraged.

Please refer to the general Guidelines for Verge Treatments including Hardscape and other materials and also the Responsibilities information provided in this document.



Acceptable Materials – Hardscape - Application Form Required

These materials can be installed as part of an overall landscaped verge treatment, with any of the above acceptable Landscape Treatments; but only with written approval from the Shire, which is required before installation and requires an Application Form

(Application Form available on the Shire's website www.murray.wa.gov.au or phone 9531 7777)

- Paving bricks / concrete pavers and similar
- Bitumen / asphalt
- Concrete

Note:

- That no more than 1/3 of the verge area (excluding crossover) may be covered with any combination of these hardscape materials.
- No part of the verge should be identified for parking purposes.
- These materials must be installed to the Shire's requirements, including compacted sub base and properly maintained edges, to ensure longevity of the surface.

Installation and Maintenance

All acceptable verge materials are to be contained within the verge area and not permitted to spread onto adjacent, road, pavement or paths.

Ongoing maintenance by the land-owner is expected, including mowing, pruning, weeding, watering and top-up of materials to maintain an acceptable verge treatment that is safe and tidy.

Refer Responsibilities for more information.

Materials - Not Acceptable for the verge

These materials cannot be installed as verge treatments/ finishes and will not be approved:

- Blue metal dust
- Road base
- Crushed Brick
- Loose aggregates and gravels larger than 20mm in size, such as limestone rubble, biscuit, or spalls (small boulders) or river stones, unless as part of a Shire verge drainage area, and
- Synthetic turf.

Responsibilities

Shire of Murray Responsibilities

Inspection

Verges may be inspected by the Shire from time to time, to ensure that verge treatments are installed and maintained to the Verge Guidelines.

Compliance

Should a verge treatment not comply with these Verge Guidelines, or local laws, or has otherwise been deemed a safety hazard, the Shire may require the property owner to make the necessary changes to comply. The landowner or resident will be responsible for all costs associated with the works.

Should these changes not be made, the Shire may complete the works at the property owners' cost.

Works in the Verge

The Shire of Murray, and any other authority empowered to do so, such as utility service providers including gas, water, electricity and fire services, may need to periodically excavate in a verge. The Shire of Murray or other authority is not liable to compensate any person for that disturbance nor replace any verge treatment because of such works.

Future Works in the Verge and Footpaths

It is important to note that where there is no footpath, the Shire may build one in the future and this may affect verge landscaping. Where no footpath exists, a two metre clear zone adjacent to the kerb is to be maintained to provide safe access for pedestrians, and good sightlines for drivers of vehicles.

Landowners or residents will not be compensated for any loss of vegetation or other verge treatments caused by footpath works.

Applicant's Responsibilities

- The verge's adjacent land owner/ applicant will be responsible for costs involved in the construction and maintenance of verge treatment/s.
- The necessary Application/s for the verge treatment, including if required a Traffic Management Plan, must be submitted to the Shire of Murray prior to works.
- Contact service authorities and 'Dial Before You Dig' on 1100 to locate all underground services prior to any works, and
- The verge treatment is to be maintained in a safe and tidy condition at all times.
- Accept that the verge remains public property and may be traversed by the Shire and other authorities as and when required; and by pedestrians and cyclists for access along the verge.
- Water and maintain the verge in a manner that does not cause a nuisance to other verge or road users.
- Take all care to ensure that no damage is caused to underground services and other road reserve infrastructure, both during installation and ongoing maintenance of the verge.

Waterwise 'Adopt a Verge' Program and Rebate



Waterwise garden at the Murray Library in Pinjarra

Why 'Adopt a Verge'?

There are a number of benefits associated with adopting a verge and making waterwise verge improvements, such as:

- Reduce water consumption and associated water bills.
- Greener streets and improved streetscapes
- Provide habitat and nature links for wildlife, increasing local biodiversity
- Improved air quality
- Reduce stormwater runoff into rivers and waterways
- Create a cooling effect and reduce temperatures and the 'heat island effect' during summer
- Improve streetscape amenity
- Connecting people to nature
- Promote safer and more comfortable walking environments.
- Improved mental health and wellbeing.

Waterwise Verge Rebate

The Shire of Murray is an endorsed Waterwise Council and encourages residents to undertake and establish waterwise verge gardens.

Well designed and maintained verge gardens require minimal to no irrigation (once established), minimal fertiliser and low maintenance.

To assist our community in undertaking a waterwise verge, the Shire with support from Water Corporation's Waterwise Greening Scheme, will offer a Waterwise Verge Rebate. This rebate will match 50% of the applicant's contribution to a maximum of \$500, subject to an application process.

Only 'soft landscaping' (plants, mulch) will be eligible for the rebate.



How do I 'Adopt a Verge'?

1. Read through these **Verge Guidelines** and select desired species from '**Trees and Shrubs: A guide to native plant species in the Shire of Murray**'.
2. Contact the Shire's Environmental Services team on (08) 9531 7777 or at mailbag@murray.wa.gov.au, or visit the Shire Administration Building at 1915 Pinjarra Road, Pinjarra, prior to installing the verge, to check requirements for the verge to be eligible for the rebate and to provide us with your intended species list.
3. Once the species have been approved, prepare the site and undertake the works
 - Complete works as quickly as possible to ensure that hazards, such as unattended open trenches, are not created during installation.
4. Apply for the Waterwise Verge rebate (Application attached to this document)
 - Proof of purchase of soft landscaping (plants and mulch) will be required,
 - as well as Before and After photos of your verge.



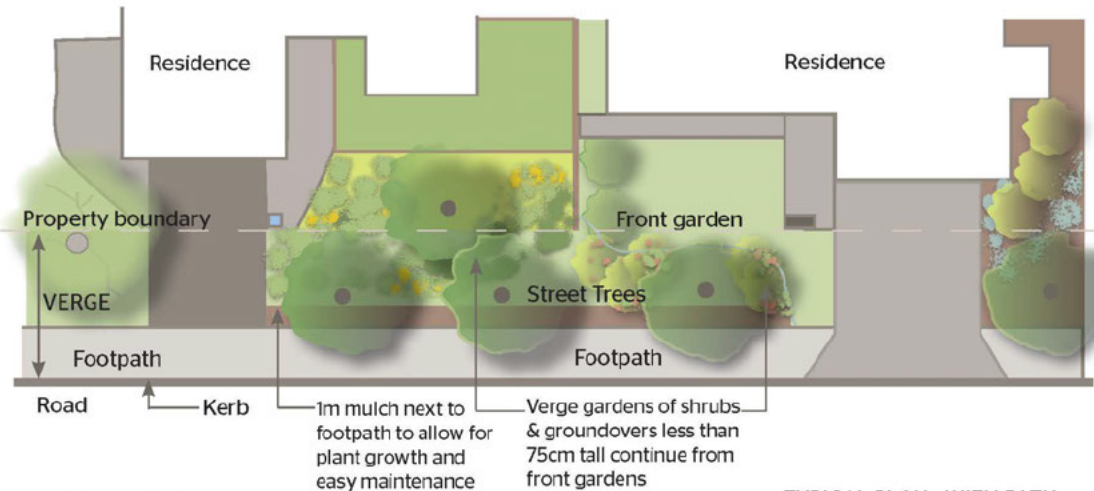
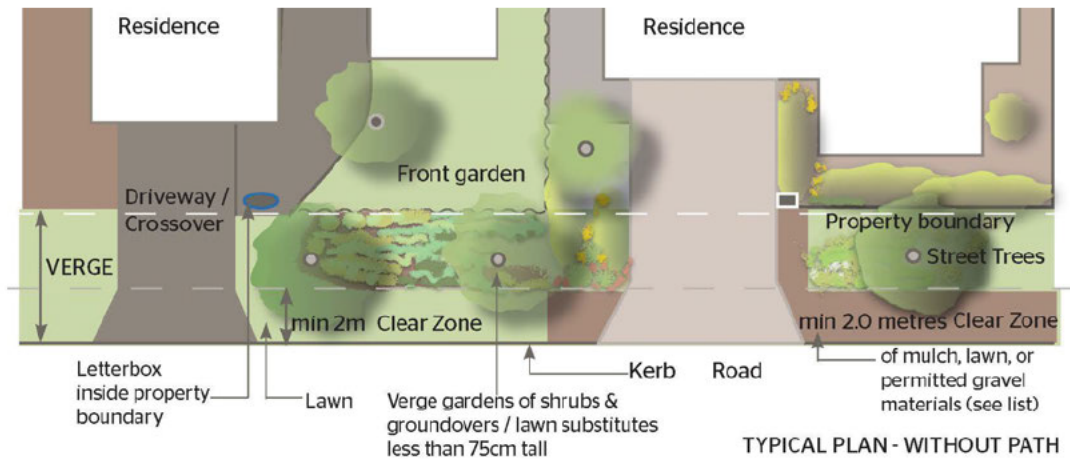
Creating your new verge

Look at your verge and determine:

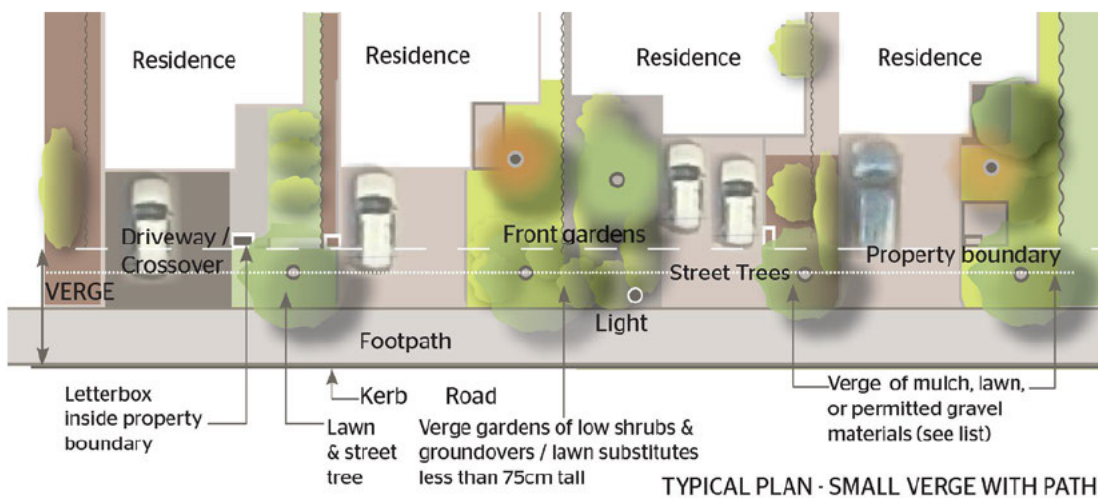
- Soil type – sand, clay, gravel, loam or duplex (often sand over clay)
- Sun exposure
- Existing street tree/s or plants
- Street trees are not be removed or pruned.
- Where there is no street tree, one can be requested on the Shire of Murray website <https://www.murray.wa.gov.au/> or by contacting Infrastructure Services on (08) 9531 7777
- Plant selection
- Footpath / clear zone/ access to letterbox and for bins
- Contact service authorities and 'Dial Before You Dig' on 1100 to locate all underground services prior to any works
- Adhere to the Guidelines for materials etcetera and
- Take note of the Responsibilities listed earlier in this document and
- Refer to the typical Verge Plans for guidance.

If you are applying for the Waterwise Verge Rebate, no works are to commence until approval is received in writing from the Shire.

Verge Plans - Typical




Plans drawn by Karen Lancaster
Landscape Architect Shire of Murray 2023



Planting Your Waterwise Verge

The ideal time to plant is throughout the months of May to August. The weather is generally cooler and wetter, giving your plants a chance to establish prior to our hot dry summers. Keep in mind that most plants will still require some watering over at least the first summer.



Cantwell Park Pinjarra - Bush Tucker Trail

Mulch

After planting, spread a 5-10cm thick layer of coarse organic mulch across your verge, keeping it clear from the plant stems. Mulch will help reduce plant stress, suppress weed growth and reduce evaporation of water from the soil.

The finished mulch level shall be contained below the adjoining kerb/footpath. This will ensure the mulch stays in place and does not spread across the footpath or flow into stormwater systems where it can be a hazard.

Free mulch for **pick-up by residents only (self-load only)** is available from the Corio Road Waste Transfer Station at 834 Corio Rd Ravenswood.

If bagged mulch is used, the Shire recommends Waterwise or Smart Approved WaterMark products.

<https://www.watercorporation.com.au/Waterwise/Waterwise-products>

<https://www.smartwatermark.org/products/waterwise/>

Watering

Ideally, once established, your waterwise verge will not need a permanent irrigation system. If you do require irrigation, sub-surface drip irrigation is recommended. For help, contact your local Waterwise Irrigator.

Remember to check your watering days and apply for a temporary watering exemption if your new verge garden needs additional watering.

<https://www.watercorporation.com.au/Waterwise/Waterwise-specialists>



Please attach your before and after verge photos (electronic preferred) and check the box below.

- I acknowledge that my verge photos, including any future photos, may be used in Shire and Water Corporation publications including print and digital material.
Shire Officers will inspect the garden periodically and may take photographs.

Please provide your bank account details for the rebate.

BSB _____

Account No. _____

Account Name _____

Please return your completed form to Shire of Murray, attention Environmental Services

mailbag@murray.wa.gov.au or post PO Box 21, Pinjarra 6208

For any enquires contact Environmental Services on 95317777

We will aim to process your application as soon as possible but there may be delays, so please be patient.

We look forward to watching your garden grow!

Request 1: N. Walsh

1915 Pinjarra Road,
Pinjarra WA 6208
PO Box 21 Pinjarra WA 6208

T: 08 9531 7777
F: 08 9531 1981
mailbag@murray.wa.gov.au
www.murray.wa.gov.au

(Appendix IPC: 8.2A)

 /ShireofMurray

 @ShireofMurray



Jolene Roots

From: Jhodi Yovich [REDACTED]
Sent: Tuesday, 3 February 2026 4:23 PM
To: Records
Subject: Public Submission: 2026–27 Community Budget

You don't often get email from landjyovich@gmail.com. [Learn why this is important](#)

⚠ CAUTION: This email originated from outside the Shire of Dardanup. Do NOT click links or open attachments unless you recognize the sender and know the content is safe. Do NOT enter any username or passwords and report any suspicious content.

To whom it may concern

Proposal: Installation of Picnic Tables at Watson Reserve

I would like to propose the installation of permanent picnic tables at Watson Reserve as part of the Shire of Dardanup's 2026–27 Community Budget.

Watson Reserve is a well-used public open space that is regularly visited by local residents and visitors. The reserve currently includes park benches along the footpath and a gazebo with seating; however, these facilities are not suitable for families, social groups, or community members wishing to gather for picnics or informal social activities.

At present, the absence of picnic tables significantly limits the reserve's functionality. Given the size of Watson Reserve, transporting portable tables, chairs, and eskies across the site can be challenging — particularly for families with young children, older residents, and people with mobility limitations.

The installation of permanent picnic tables would be a practical and inclusive improvement that would:

- Support families, older residents, and people of all abilities
- Encourage social connection and informal community gatherings
- Improve accessibility and usability of the reserve
- Promote longer and more frequent use of the space
- Enhance Watson Reserve as a welcoming, multi-generational community place

This proposal aligns strongly with the Shire of Dardanup's objectives to enhance local places, strengthen community infrastructure, and support a more connected and resilient community. The provision of picnic tables represents a low-cost, high-impact infrastructure investment that would deliver long-term benefits for a wide range of community members.

Consideration could also be given to the use of durable, low-maintenance materials and placement in shaded or well-utilised areas of the reserve to maximise comfort, accessibility, and sustainability.

Request 2: J. Yovich

(Appendix IPC: 8.2A)

Overall, the installation of picnic tables at Watson Reserve would significantly enhance the amenity of the reserve, support inclusive community use, and contribute positively to the social wellbeing of the Shire of Dardanup.

We look forward to hearing whether this will be considered as part of the community budget.

Kind Regards

Lawrie and Jhodi Yovich

[Redacted]

[Redacted]

Request 3: Dardanup Lions Club

(Appendix IPC: 8.2A)

Director Corporate and Governance

Shire of Dardanup – Administration Centre

1 Council Drive, Eaton WA 6236

Dear Director

RE: Submission for Increased Funding For Dardanup Australia Day Breakfast 2027.

The Dardanup Residents Association and Dardanup Lions have organized, conducted and run the Dardanup Australia Day Ceremony at Carramar Park for the last 22 years. We have worked very closely with Shire of Dardanup staff to provide a ceremony usually attended by between 250 and 300 attendees.

The funds traditionally included in the Dardanup Shire budget usually meet the cost of Totally Sound and the catering budget. This year, the cost for both items has increased dramatically.

We humbly request that the amount of \$4200 be allocated for the 2027 Dardanup Australia Day Breakfast in the Shire Budget.

Yours sincerely

John Duzevich

Co-ordinator

Dardanup Australia Day Ceremony.

Dardanup Lions

[REDACTED]

[REDACTED]

From: petrina graco [REDACTED] >
Sent: Tuesday, 17 February 2026 5:52 PM
To: Records <records@dardanup.wa.gov.au>
Subject: Cc Councillors of Dardanup Shire

You don't often get email from pgraco@gmail.com. [Learn why this is important](#)

⚠ CAUTION: This email originated from outside the Shire of Dardanup. Do NOT click links or open attachments unless you recognize the sender and know the content is safe. Do NOT enter any username or passwords and report any suspicious content.

Original Letter sent
Road Conditions

Please note I believe this is a matter of urgency before we loose someone dear on these roads

From: Petrina graco [REDACTED]
Date: 27 January 2026 at 9:45:49 am AWST
To: [REDACTED]
Subject: Urgent Road Safety Concerns – Dardanup West Area

Dear Sir/Madam,

I am writing to formally raise serious concerns regarding the poor condition of several roads in the Dardanup & Dardanup West area, within the Shire of Dardanup.

A number of roads and corners in this area currently have severe edge drop-offs and surface deterioration. These conditions present a significant safety hazard, particularly for drivers who may be unfamiliar with the area, heavy vehicles, cyclists, and during wet or low-visibility conditions. In some locations, the drop-offs are abrupt enough that a vehicle could easily lose control, creating a high risk of accidents.

Given the increasing traffic through this area, I am very concerned that without urgent attention, it is only a matter of time before a serious incident occurs. I strongly request that these road sections be inspected as soon as possible and that appropriate repairs or safety measures be implemented without delay.

Road safety is critical for local residents, road users, and emergency services, and I appreciate your prompt attention to this matter. I would welcome any updates regarding inspections, timelines, or planned works.

Thank you for your time and consideration.

Request 4: P. Graco

(Appendix IPC: 8.2A)

Kind regards,

Dardanup Residents

Add :



IMG_8306.jpeg



IMG_8305.jpeg



IMG_8304.jpeg



IMG_8303.jpeg



IMG_8301.jpeg



IMG_8302.jpeg



IMG_8300.jpeg



IMG_8299.jpeg



IMG_8298.jpeg

Request 4: P. Graco

(Appendix IPC: 8.2A)



[IMG_8297.jpeg](#)



[IMG_8269.jpeg](#)



[IMG_8268.jpeg](#)



[IMG_8270.jpeg](#)

This is a message I sent to Michael from the road department of the shire last week after my sons accident.

I had a response via phone call from Michael stating it's not in the planning or budget as yet .

Good afternoon Michael it's Petrina. Graco attached is a few photos of the real bad spots on our Shire Roads , but there is a lot more when you actually start measuring them.

It's obvious that their repairs are urgent. A small vehicle ,motorcycles and just the inexperienced driver they are deadly roads.

After witnessing an accident over 30 years ago where two young girls were killed due to poor roads and same size drops into the gravel, I know all too well it's only a matter of time.

My son's accident was bad enough to make me realise They could've been zipping him up in a body bag. I do believe June /July (winter) is too far away.

I know you are limited with your workers and your equipment but I do not have friends or family members to spare either.

Kind regards

Petrina and Kai Graco.

17/2/2026

As you can see these roads are appalling and I pre warned the shire it was going to happen.

I am just extremely thankful my son was not killed please forward this to the councillors of Dardanup Shire to consider the budget allows for works to begin sooner rather than later. June/July is too far away for this planning of repairs

Regards Petrina Graco

Jolene Roots

From: FAWNA - President [REDACTED]
Sent: Thursday, 12 February 2026 3:06 PM
To: Records
Cc: Suzi Strapp (Personal Account)
Subject: Funding Assistance for FAWNA Inc

[You don't often get email from [REDACTED] Learn why this is important at <https://aka.ms/LearnAboutSenderIdentification>]

⚠ CAUTION: This email originated from outside the Shire of Dardanup. Do NOT click links or open attachments unless you recognize the sender and know the content is safe. Do NOT enter any username or passwords and report any suspicious content.

Dear Community Development Officer,

I am writing to discuss the possibility of arranging a meeting to discuss applying for a grant or co-funding for the position of Volunteer Coordinator for FAWNA.inc for a 3 year period.

FAWNA Inc has been providing a wildlife welfare response across the SW since 1984 and is to date a 100% volunteer workforce.

The number of volunteers available to FAWNA to address the ever-increasing wildlife welfare issues resulting from anthropogenic impacts is insufficient to meet our needs. You will be aware that since Covid reports indicate that volunteering has dropped by over 30%, however, I believe this is greater in regional areas due to cost of living and housing pressures. As a result, a greater amount of work is being achieved by a smaller number of dedicated volunteers who are becoming increasingly frustrated and burnt out by a significantly confronting front-line service with no ongoing government support.

The Volunteer Coordinator would be responsible for raising awareness in the community of the benefits of volunteering in nature for both our wildlife and personal and community well-being. The position would be responsible for raising awareness, recruitment, onboarding, training and development, occupational health and safety support, and community liaison, as well as developing and utilising new technology to enhance and streamline the volunteering experience.

We believe a three-year of \$10k/year commitment would allow FAWNA to develop programs, protocols, and procedures that are required to ensure the sustainability of our organization's essential services in Harvey Leschenault Region.

I would be grateful if you could give some consideration to the value of this project in our community to ensure the ongoing availability of a wildlife welfare response in the presence of an ever-increasing of need for this service.

We look forward to hearing from you regarding a meeting in the near future.

Request 5: FAWNA Inc

(Appendix IPC: 8.2A)

Kind regards,
Suzanne Strapp
FAWNA Inc
EST 1984

Jolene Roots

From: [REDACTED]
Sent: Friday, 13 February 2026 3:48 PM
To: Kylie Tucker; Records
Subject: Dardanup Sporting and Community Club - Budget consideration
Attachments: Quote_No_10054_11-02-2026_1220.pdf

⚠ CAUTION: This email originated from outside the Shire of Dardanup.
Do NOT click links or open attachments unless you recognize the sender and know the content is safe. Do NOT enter any username or passwords and report any suspicious content.

Hi Kylie, The Dardanup Sporting and Community Club would like to present the following for Councils budget consideration.

The Dardanup Sporting and Community Club would like to equip the Wells Clubrooms with a permanently fitted PA system at a cost of \$9026.00

Currently 6 Clubs – Dardanup Bull and Barrel Festival, SW Rose Society, F.V. Mountain Bike Club, Dardanup Tennis Club, Dardanup Cricket Club, Eaton/ Dardanup Football Club and SW Car Club all use the Clubrooms regularly with 2 of these Clubs using a portable sound system at their meetings with limited success.

The Clubrooms are also hired regularly by the Dardanup Seniors who would benefit from using a PA system. We expect other Groups who use the Clubrooms for events such as quiz nights, public meetings such as AGMs would also use the fitted PA system.

The DSCC is finding that due to the inadequate facilities at the Dardanup Shire Hall more groups are wanting to use our Clubrooms and we can see a fitted PA system would add usage to the recently purchased TV that is now fitted to in the Clubrooms.

The Dardanup Sporting and Community Club members have just completed upgrades to the canteen with many volunteer hours contributing to this project and we continually put funds back into this building to maintain a high standard for all users.

On this occasion the DSCC is not able to afford the expense of this PA system and we are looking for Council support.

Please see the quote attached from Totally Sound.

Kinds regards
Jill Cross
Secretary, DSCC.

Request 6: DSCC

(Appendix IPC: 8.2A)



Totally Sound
 21 Hensen St
 Davenport WA 6230
 08 97254599
 ABN 18716165062
 totallysound.com.au

CUSTOMER QUOTATION NO. 10054

Dardanup Sporting and Community Club
 Wells Recreation Park
 Dardanup WA 6236

Site:	Wells Recreation Park Dardanup
Site Address:	Wells Recreation Park Dardanup WA
Salesperson	Chris Wallace
Date:	11/02/2026
Valid For:	30 days

Wall mounted speakers system

Item	Quantity	Unit Price	Total
AUDAC 6 CHANNEL STEREO MIXER	1.00	\$1,070.00	\$1,070.00
HH ELECTRONICS M-750D 2X750W 2U BLK	1.00	\$999.10	\$999.10
HH TNI-W10PRO-BK 10 INCH PASSIVE SPK 200W BLK	2.00	\$799.08	\$1,598.16
HH TNI-BRK30-BK INSTALLATION BKT TNI SERIES BLK	2.00	\$69.00	\$138.00
PARRALLEL HANDHELD WOERLESS SYSTEM	2.00	\$669.00	\$1,338.00
K&M MICROPHONE CLIP LARGE	2.00	\$14.24	\$28.48
K&M MICROPHONE STAND WITH SINGLE SECTION BOOM	2.00	\$125.00	\$250.00
GLOBAL 19" WALL MTD RACK W/ SWING DR 4RU W/ TEMPERED GLASS	1.00	\$252.87	\$252.87
GLOBAL SPEAKER CABLE - 2 X 1.5MMX100M	1.00	\$198.25	\$198.25
PARRALLEL CHARGING PACVK FOR 2100/6100/9000 SERIES TRANSMITTERS	1.00	\$255.00	\$255.00
GLOBAL PDU 6-WAY, 19" HORIZONTAL RACK MTD W/ MAIN SWITCH 1RU 2M CABLE 485Wx45Dx45H (MM)	1.00	\$57.60	\$57.60
FIXTURES AND FASTENINGS	1.00	\$280.00	\$280.00
Labour (Senior Technician)	6.00 hrs	\$150.00	\$900.00
Labour (Standard)	6.00 hrs	\$120.00	\$720.00
Travel	1.00 hrs	\$120.00	\$120.00
Sub Total ex GST			\$8,205.46

Sub Total ex GST	\$8,205.46
GST	\$820.55
Total inc GST	\$9,026.01



Totally Sound
21 Hensen St
Davenport WA 6230
08 97254599
ABN 18716165062
totallysound.com.au

CUSTOMER QUOTATION NO. 10054

QUOTE ACCEPTANCE

Please click **ACCEPT** to formally accept Quotation No. 10054.

Site Name: Wells Recreation Park Dardanup
Site Contact: Jill Cross
Salesperson: Chris Wallace | 0419 040 565 | chris@totallysound.com.au

Signature:
Name: for Dardanup and Districts Residents Association

Date: 11/02/2026

PO Number:

Jolene Roots

From: [REDACTED]
Sent: Friday, 13 February 2026 3:16 PM
To: Kylie Tucker; Records
Cc: Jessica Palazzolo; Dot Tyrrell
Subject: Shire of Dardanup Budget consideration

⚠ CAUTION: This email originated from outside the Shire of Dardanup. Do NOT click links or open attachments unless you recognize the sender and know the content is safe. Do NOT enter any username or passwords and report any suspicious content.

Hi Kylie, further to your request for budget consideration I would like Council to consider increasing the budget allocation for the Dardanup and Districts Residents Assoc from \$1100.00 to \$1350.00. The allocation is for the purchase of paper for printing the Dardanup Times.

In the last 12 months we have increased printing from 825 copies per month to 875 copies per month allowing for new residents. The cost to purchase paper for the year is \$1329.00 which includes delivery to the Shire offices as we only order paper twice for the year.

The Dardanup Times includes Shire news, 12 pages of community news and 4 pages of paid local business advertisements which covers the cost of toner and other supplies. All the work done in distributing the Dardanup Times is carried out by volunteers.

Hoping Council will consider this request.

Cheers

Jill Cross

Chairperson

DDRA



Director Corporate and Governance
Shire of Dardanup – Administration Centre
1 Council Drive, Eaton WA 6232

RE: - Funding Request – Ferguson Valley Marketing – Web Site Redesign and Development

Dear Mrs Hopkins,

On Wednesday 11th February we presented our 5-year Business Strategy which included the critically needed re design and development of the Ferguson Valley tourist and visitor web site.

The Ferguson Valley site needs to regain its contemporary look, feel, navigation and ready linkages to external event and tourist sites. We are striving to achieve or better the benchmark sites of www.harveyregion.com.au; www.collierivervalley.com.au and www.visitbunburygeograph.com.au.

A provisional quotation from Move Ahead Media, the designers and developers of the Harvey site came in at \$34,000 as a base cost.

Therefore, based upon the pricing provided to us thus far for web redevelopment we make a grant request of \$34,000 for Wed re development.

At presentation on 11th February Council provided us with a further web design contact, EUSO Digital at Busselton and we have submitted our application for quotation and await their reply. Should their quotation be significantly lower from that of Move Ahead Media will advise the Shire immediately.

We thank you for your consideration of our request and look forward to the ongoing development of the long-standing partnership between the Shire and FVM.

Best regards,

Sue Williams
Chair
Ferguson Valley Marketing Inc
PO Box 7180, EATON 6236
13th February 2026



Director Corporate and Governance
Shire of Dardanup – Administration Centre
1 Council Drive, Eaton WA 6232

RE: - Funding Request – Ferguson Valley Marketing - Operational

Dear Mrs Hopkins,

I am writing to formally request Shire of Dardanup on going support for Ferguson Valley Marketing Inc (FVM)

On Wednesday 11th February we presented our 5-year Business Strategy to Council. As the Strategy is a live document, we particularly focused our presentation of the first 3 years of the plan. Council received individual copies of the Strategic Plan as well as our presentation prior to the meeting.

For ease of explanation and to best demonstrate how FVM are generating their own operational revenue we presented the Operational FVM financials in two Profit and Loss reports, Ferguson Valley Visitor Centre (FVVC), FVM Marketing and Tourist support.

This request for Operational Funding is for the combined activities of FVM and includes FVVC operations.

Following conversation with Council we request three years operational funding, indexed to CPI with the funding for 2026-27 of \$ 41,000.

As the tourist and day visitor economy grows, so too does the need to deliver a high standard of effective tourist support services. To assist in measuring service effectiveness, we would welcome the joint development by the Shire of Dardanup and FVM of agreed KPI's to which our operational reporting can be aligned.

We thank you for your consideration of our request and look forward to the ongoing development of the long-standing partnership between the Shire of Dardanup and FVM.

Best regards,

Sue Williams
Chair
Ferguson Valley Marketing Inc
PO Box 7180, EATON 6236
13/2/2026



Director Corporate and Governance
Shire of Dardanup – Administration Centre
1 Council Drive, Eaton WA 6232

RE: - Funding Request – Ferguson Valley Marketing – Lost and Found Festival 2026 and Beyond

Dear Mrs Hopkins,

On Wednesday 11th February we presented to Council the outcomes of the Lost and Found Festival 2025 and our festival direction for 2026. Councillors each received a copy of the festival report prior to the meeting together with a copy of our 2026-2030 Business Strategy of which events is a key component.

An outcome of the presentation was Council's suggestion the Lost and Found budget could included a new revenue stream of "Proceeds from Ticket Sales". The attached revised Lost and Found 2026 budget reflects this insightful suggestion.

As owners of the Lost and Found brand FVM have enjoyed the Shire's support since Festival inception in 2021 and in 2025 the Shire was the key sponsor.

The 2025 was the most successful year for the festival with ticket sales within the Shire generated \$34,000. Post festival REMplan analysis showed Lost and Found 2025 achieved a total output effect of \$106,322 for the Shire based upon the number and value of tickets sold plus projected additional spend within the Shire by ticket holders.

Based upon the marketing and fiscal success of 2025, combined with the planned growth of the festival we make a grant request of \$40,000 for Lost and Found 2026.

We also ask the Shire to consider a commitment of \$40,000 indexed to CPI for years 2027 and 2028. Security of funding will allow the Lost and Found Committee to plan 18 months in advance in advance and thus introduce new events and expand the Festival by collaboratively developing first nations events and activities into the festival program.

We thank you for your consideration of our request and look forward to the ongoing development of the long-standing partnership between the Shire of Dardanup and FVM.

Best regards,

Sue Williams
Chair
Ferguson Valley Marketing Inc
PO Box 7180, EATON 6236
13/2/2026

11 Casuarina St
Eaton
Dec 5-2025

Dear Chantel

Thank you for the meeting with
Mr Rowe.

Our hall is the Dardanup which we
were asked re price our Donations
Solaris Lions P.CYC. \$1500

We would like to know what
improvements we thought dishwasher
air conditioner we the club could
put around \$10,000 towards it
being carried out.

Leaks in hall need to be seen to.

With hall hire it has been
done for 2026. We will not
be having Jan 26 as to close to
New Year dance.

The form for 2027 when do I
need this done

Thank you yours faithfully
Jennie Gaitskell

RISK ASSESSMENT TOOL

REPORT TITLE: Community Budget Requests 2026-27

RISK THEME PROFILE:

3 - Failure to Fulfil Compliance Requirements (Statutory, Regulatory)

Choose an item.

10 - Management of Facilities, Venues, Events and Services

Choose an item.

RISK ASSESSMENT CONTEXT: Choose an item.

CONSEQUENCE CATEGORY	RISK EVENT	PRIOR TO TREATMENT OR CONTROL			RISK ACTION PLAN (Treatment or controls proposed)	AFTER TREATMENT OR CONTROL		
		CONSEQUENCE	LIKELIHOOD	INHERENT RISK RATING		CONSEQUENCE	LIKELIHOOD	RESIDUAL RISK RATING
HEALTH	No risk event identified for this category.	Not Required - No Risk Identified	N/A	N/A	Not required.	Not required.	Not required.	Not required.
FINANCIAL IMPACT	Community Budget requests form part of the Annual Budget Process.	Moderate (3)	Possible (3)	Moderate (5 - 11)	Not required.	Not required.	Not required.	Not required.
SERVICE INTERRUPTION	No risk event identified for this category.	Not Required - No Risk Identified	N/A	N/A	Not required.	Not required.	Not required.	Not required.
LEGAL AND COMPLIANCE	Failure to comply with Council policy CP 018 – Corporate Business Plan & Long Term Financial Plan could result in noncompliance.	Minor (2)	Unlikely (2)	Low (1 - 4)	Not required.	Not required.	Not required.	Not required.
REPUTATIONAL	Shire brand can be impacted if Community requests are not provided	Moderate (3)	Unlikely (2)	Moderate (5 - 11)	Not required.	Not required.	Not required.	Not required.
ENVIRONMENT	By not amending the Scheme to introduce conditions regarding vegetation, clearing could occur.	Major (4)	Rare (1)	Low (1 - 4)	Not required.	Not required.	Not required.	Not required.
PROPERTY	(Brief Explanation of the 'Environment' risk event) Or: No risk event identified for this category.	Choose an item.	Choose an item.	Choose an item.	Not required. (If rating is between 1 and 11) Or: [If 12 or over, brief explanation of how the risk will be managed/what treatment or controls are proposed?]	Choose an item.	Choose an item.	Choose an item.

RISK ASSESSMENT TOOL								
REPORT TITLE:		Events, Programs and Donations - 2026/27						
RISK THEME PROFILE:		3 - Failure to Fulfil Compliance Requirements (Statutory, Regulatory) Choose an item. Choose an item. Choose an item.						
RISK ASSESSMENT CONTEXT:		Choose an item.						
CONSEQUENCE CATEGORY	RISK EVENT	PRIOR TO TREATMENT OR CONTROL			RISK ACTION PLAN (Treatment or controls proposed)	AFTER TREATMENT OR CONTROL		
		CONSEQUENCE	LIKELIHOOD	INHERENT RISK RATING		CONSEQUENCE	LIKELIHOOD	RESIDUAL RISK RATING
HEALTH	No risk event identified for this category.	Not Required - No Risk Identified	N/A	N/A	Not required.	Not required.	Not required.	Not required.
FINANCIAL IMPACT	The proposed 2026/2027 Community Services program and the 2026/2027 Library programs are a mixture of ongoing events and workshops that are developed in line with the Strategic Community Plan and any changes outside of this plan will have a positive or negative impact on budget.	Moderate (3)	Unlikely (2)	Moderate (5 - 11)	Not required.	Not required.	Not required.	Not required.
SERVICE INTERRUPTION	No risk event identified for this category.	Not Required - No Risk Identified	N/A	N/A	Not required.	Not required.	Not required.	Not required.
LEGAL AND COMPLIANCE	No risk event identified for this category.	Not Required - No Risk Identified	N/A	N/A	Not required.	Not required.	Not required.	Not required.
REPUTATIONAL	Shire brand can be impacted if community programs and events are not provided for.	Minor (2)	Unlikely (2)	Low (1 - 4)	Not required.	Not required.	Not required.	Not required.

(Appendix IPC: 8.3A)

CONSEQUENCE CATEGORY	RISK EVENT	PRIOR TO TREATMENT OR CONTROL			RISK ACTION PLAN (Treatment or controls proposed)	AFTER TREATMENT OR CONTROL		
		CONSEQUENCE	LIKELIHOOD	INHERENT RISK RATING		CONSEQUENCE	LIKELIHOOD	RESIDUAL RISK RATING
ENVIRONMENT	No risk event identified for this category.	Not Required - No Risk Identified	N/A	N/A	Not required.	Not required.	Not required.	Not required.
PROPERTY	Risk that Council property may be damaged during events and / or festivals is mitigated by bonds payable and insurances provided by external parties.	Minor (2)	Possible (3)	Moderate (5 - 11)	Not required.	Not required.	Not required.	Not required.



POLICY NO:
SDev CP044 – COMMUNITY & EVENT GRANTS

GOVERNANCE INFORMATION			
Procedure Link:	NA	Administrative Policy Link:	NA

ADMINISTRATION INFORMATION							
History			OCM	Res:	Synopsis	Policy created	
	1	DEV10	OCM	10/05/12	Res:	Synopsis	Reviewed Policy Adopted
Version	2	CP044	SCM	26/07/18	Res: 251-18	Synopsis	Reviewed and Adopted by Council
Version	3	CP044	OCM	14/08/19	Res: 243-19	Synopsis	Reviewed and Adopted by Council
Version	4	CP044	OCM	29/07/20	Res: 208-20	Synopsis	Amended and adopted by Council
Version	5	SDev CP044	OCM	30/09/20	Res: 270-20	Synopsis	Reviewed and Adopted by Council
Version	6	SDev CP044	OCM	28/09/22	Res: 243-22	Synopsis	Reviewed and Adopted by Council
Version	7	SDev CP044	OCM	25/01/23	Res: 04-23	Synopsis	Reviewed and Adopted by Council
Version	8	SDev CP005	OCM	23/10/24	Res: 275-24	Synopsis	Reviewed and Adopted by Council

1. RESPONSIBLE DIRECTORATE

Sustainable Development

2. PURPOSE AND OBJECTIVES

To provide financial support to not-for-profit community groups and organisations for projects and events that benefit the Shire of Dardanup community.

3. POLICY

The policy sets out the criteria for each category of financial support available. There are three (3) categories:

Community Grants
Community Event Grants
Regional Event Grants

3.1 Community Grants

The Shire of Dardanup will make an annual allocation of funds in its budget to provide financial assistance to not-for-profit community groups and organisations that can demonstrate an association with the Shire.

Community grants are available for projects and activities within the Shire of Dardanup that;

Foster the distinctiveness of places through the personalisation of community areas;
Activate public places;
Build the skills and capacity of the community;
Leave a lasting positive impact on the community;
Promote accessibility and inclusivity for all members of the community; or
Empower groups to be proactive in the community.

Funding falls into three levels: -

Level 1: Quick Response Community Grants (\$0 - \$500)

Funding of up to \$500 and a maximum 100% of the total project cost is available to incorporated not-for-profit community groups and organisations.

Level 1 grants will be open for application on an ongoing basis until the allocated funding has been exhausted.

Level 2: Community Grants (\$0 - \$1000)

Funding of up to \$1,000 and a maximum 100% of the total project cost will be available to not-for-profit incorporated community groups and organisations.

Level 2 grants will be open for application twice per year.

Level 3: Community Grants (\$1,001 - \$5,000)

Funding between \$1,001 to \$5,000 and a maximum 50% of the total project cost will be available to not-for-profit incorporated community groups and organisations. The applicant must contribute at least 50% of the total project cost from either the applicant's organisation or confirmed funding or donations from other sources.

Level 3 grants will be open for application twice per year.

3.2 Community Event Grants

The Shire of Dardanup will make an allocation of funds in its budget to provide financial assistance to community groups and organisations who can demonstrate the capacity to run quality, well-organised events within the Shire of Dardanup.

Community event grants are available for free-to-attend events held within the Shire of Dardanup that benefit the community and activate places.

Funding falls into three levels: -

Level 1: Quick Response Minor Community Events (\$0 - \$500)

Funding of up to \$500 and a maximum 100% of the total event cost is available to incorporated not-for-profit community groups and organisations.

Level 1 grants will be open for application on an ongoing basis until the allocated funding has been exhausted.

Level 2: Community Event Grants (\$0 - \$1000)

Funding of up to \$1,000 and a maximum 100% of the total event cost will be available to not-for-profit incorporated community groups and organisations.

Level 2 grants will be open for application twice per year.

Level 3: Community Event Grants (\$1,001 - \$5,000)

Funding between \$1,001 to \$5,000 and a maximum 50% of the total event cost will be available to not-for-profit incorporated community groups and organisations. The applicant must contribute at least 50% of the total project cost from either the applicant's organisation or confirmed funding or in-kind support from other sources.

Level 3 grants will be open for application twice per year.

3.3 Regional Event Grants

The Shire of Dardanup will make an allocation of funds in its budget to provide financial assistance to community groups, organisations and businesses who can demonstrate the capacity to run quality, well-organised events with a regional attraction. Events should be held within the Shire of Dardanup and/or raise the profile of the Shire of Dardanup.

Regional Event Grants are available for events that;

Results in an economic impact to the Shire by way of increasing visitor numbers and expenditure;

Attracts media coverage that raises the profile of the region as a tourist destination;

Involves and inspires the local community;

Improves the vibrancy and vitality of the Shire of Dardanup;

Supports job creation; and

Highlights and profiles the unique features of the place and/or Shire.

Funding will be available of up to \$10,000 per application and a maximum 50% of the total event cost. The applicant must contribute at least 50% of the total project cost from either the applicant's organisation or confirmed funding or in-kind support from other sources.

Regional Events Grants will be open for application on an ongoing basis until the allocated funding has been exhausted.

3.4 Eligibility

To be eligible to receive a grant from the Shire of Dardanup, the applicant must:

- Meet the criteria as detailed in items 3.1, 3.2, and 3.3 of this policy.
- Be based within the Shire of Dardanup, or the majority of members of the application organisation are residents of the Shire of Dardanup, or the application organisation provides a benefit to residents and/or business owners within the Shire of Dardanup.
- Submit an application through the prescribed forms and within the timelines specified. No late applications will be accepted.
- Submit documented estimates of expenditure as part of the application.
- Have all appropriate insurances.
- Carry out the activity within 12 months of approval of funding; or for Regional Event Grants within 18 months from approval of funding.
- Receive prior approval for any substantial changes to an application.
- Projects are only permitted to receive funding once, irrespective of financial year.
- Maximum one application per group/organisation in same funding round.
- Quick Response Grants (Community & Event): only one application per stream will be accepted each financial year.
- Successful applicants will be asked to submit photographic evidence and testimonial after completion of project for use on the Shire's promotional platforms to advise community of benefit and outcomes of the Shire's Grants Scheme.

The following are eligible for funding:

- Promotion and advertising;
- Event or conference sponsorship, and award ceremonies;
- Traffic management;
- Waste management;
- Security;
- Entertainment, artist and/or talent fees;
- Facilitator fees;
- Professional fees for services required for one-off events and activities, such as consultant fees;
- Venue hire;
- Catering;
- First aid;
- Portable toilets, public use only;
- Equipment hire;
- The purchase of capital equipment and minor assets;
- Materials and resources;
- Repairs and maintenance to facilities and assets;
- Insurances, licenses and permits required for one-off events and activities (excluding liquor licensing);
- Shire of Dardanup in-kind services on application. Any in-kind funding requested must be discussed with a council officer and is subject to availability and approval by the Chief Executive Officer.

Funding will not be available for the following:

- Ongoing operational costs including salaries and wages;
- Ongoing operational expenses;
- Retrospective funding or items already ordered;
- Deficit funding – for organisations that are experiencing a shortfall in cash or revenue or anticipated revenue;
- State or Commonwealth Government Departments or Agencies, or profit-based business enterprises;
- Events/gatherings or activities that are not open for attendance by the general public (for example: end of year wind-ups);
- Team uniforms;
- Personal travel;
- Activities or events that are in relation to an awareness campaign or charity event;
- Activities that exclude or offend minority groups within the Shire of Dardanup;
- Activities that already receive Shire of Dardanup funding the same financial year;
- Expenses related to a Lease or Hire Agreement with the Shire of Dardanup
- Applications that conflict with the Shire of Dardanup Strategic Community Plan.

- Organisations who have outstanding, overdue grant acquittals or any unspent funds owing to the Shire will not be considered for new grant applications until such time as outstanding funds and reports are resolved.
- If a satisfactory acquittal has not been submitted for previously funded applicants no further grants will be made available to the applicant.

3.5 Application Assessment Procedure

Applications will be assessed based on their merits however priority will be given to applicants who have not previously received funding. Applications are required to demonstrate the benefits to the Shire of Dardanup community. Preference will be given to projects with demonstrated community support.

It is anticipated that funding will not be provided every year for the same event or project as organisers should aim to become financially self-sufficient in the medium to long term.

The application and assessment procedure are as follows:

Applications must be made on the prescribed forms and within the timeframe specified.

Applications for Community Grants (Level 1) and Community Events (Level 1) will be assessed by the Manager Community Development and Director Special Projects & Community and referred to the Chief Executive Officer for determination under the delegation of Council. Decision on applications will be made within 6 weeks of receiving application.

Applications for Community Grants (Levels 2 & 3) and Community Events (Levels 2 & 3) will be assessed by the Manager Community Development and referred to the Grants, Awards & Scholarships Committee for determination. All applications will be presented to Council for final approval. Approval process takes a minimum of six weeks.

Applications for Regional Event Grants will be assessed by the Manager Community Development and referred to Council for determination. Approval process takes a minimum of six weeks.

All applicants will be notified in writing of the outcome of their application for Shire of Dardanup assistance.

Decisions regarding funding applications are final and will not be reconsidered in that funding round.

A Grant Acquittal (Form 116) and supporting documentation of the total expenditure must be submitted to the Shire of Dardanup, within three (3) months of the completion of the project.

3.6 Events Not Requiring Application

The following events will be funded annually through the Regional Event Grants category and will not be considered as part of the competitive funds:

Bull and Barrel Festival
Eaton Foreshore Festival
Dardanup Art Spectacular

RISK ASSESSMENT TOOL

REPORT TITLE: Councillor and Staff Budget Requests 2026/27

RISK THEME PROFILE:

3 - Failure to Fulfil Compliance Requirements (Statutory, Regulatory)
Choose an item.

Choose an item.
Choose an item.

RISK ASSESSMENT CONTEXT: Choose an item.

CONSEQUENCE CATEGORY	RISK EVENT	PRIOR TO TREATMENT OR CONTROL			RISK ACTION PLAN (Treatment or controls proposed)	AFTER TREATMENT OR CONTROL		
		CONSEQUENCE	LIKELIHOOD	INHERENT RISK RATING		CONSEQUENCE	LIKELIHOOD	RESIDUAL RISK RATING
HEALTH	No risk event identified for this category.	Not Required - No Risk Identified	N/A	N/A	Not required.	Not required.	Not required.	Not required.
FINANCIAL IMPACT	Elected Member & Staff Budget requests form part of the Annual Budget Process	Moderate (3)	Unlikely (2)	Moderate (5 - 11)	Not required.	Not required.	Not required.	Not required.
SERVICE INTERRUPTION	No risk event identified for this category.	Not Required - No Risk Identified	N/A	N/A	Not required.	Not required.	Not required.	Not required.
LEGAL AND COMPLIANCE	Failure to comply with Council policy <i>CP 018 – Corporate Business Plan & Long Term Financial Plan</i> could result in non-compliance	Moderate (3)	Unlikely (2)	Low (1 - 4)	Not required.	Not required.	Not required.	Not required.
REPUTATIONAL	No risk event identified for this category.	Not Required - No Risk Identified	N/A	N/A	Not required.	Not required.	Not required.	Not required.
ENVIRONMENT	No risk event identified for this category.	Not Required - No Risk Identified	N/A	N/A	Not required.	Not required.	Not required.	Not required.
PROPERTY	No risk event identified for this category.	Not Required - No Risk Identified	N/A	N/A	Not required.	Not required.	Not required.	Not required.

SALARIES AND ALLOWANCES ACT 1975
DETERMINATION OF THE SALARIES AND ALLOWANCES TRIBUNAL
FOR LOCAL GOVERNMENT CHIEF EXECUTIVE OFFICERS
AND ELECTED COUNCIL MEMBERS

TABLE OF CONTENTS

PREAMBLE	3
STATUTORY CONTEXT	3
Christmas and Cocos (Keeling) Islands	3
CURRENT INQUIRY	3
Local Government Survey	3
Submissions and consultation	4
CONCLUSIONS	4
Attraction and retention	4
Band allocation model	5
Regional/Isolation Allowance	6
Elected Council Members	9
DECISIONS	9
DETERMINATION	11
PART 1 INTRODUCTORY MATTERS	11
1.1 Short Title	11
1.2 Commencement	11
1.3 Content and intent	11
1.4 Terms used	12
1.5 Pro rata payments	13
1.6 Local government band allocations	13
PART 2 TOTAL REWARD PACKAGE	14
2.1 General	14
2.2 Local Government Classification	15
Table 1: Local government band – CEO TRP ranges	15
Table 2: Regional local government council band classification	15
PART 3 REGIONAL/ISOLATION ALLOWANCE	16
3.1 General	16
3.2 Determining appropriateness and rate of allowance	16
3.3 Regional/Isolation Allowance	17
Table 3: Regional/Isolation Allowance – per annum maximum	17
PART 4 HOUSING ALLOWANCE	20
4.1 General	20
4.2 Applicable housing allowance	20
PART 5 MOTOR VEHICLES	21
5.1 General	21
5.2 Private benefit value	21
PART 6 MEETING ATTENDANCE FEES	22
6.1 General	22
6.2 Council meeting attendance fees – per meeting	24
Table 4: Council meeting attendance fees – per meeting	24
6.3 Committee meeting and prescribed meeting attendance fees – per meeting	24
Table 5: Committee and prescribed per meeting fees	25
6.4 Meeting attendance fees for independent committee members – per meeting	25
Table 6: Committee and prescribed per meeting fees for independent committee members	25
6.5 Meeting attendance fees for Independent Audit, Risk and Improvement Committee members – per meeting	26
Table 7: Independent ARIC members – per meeting fees	26

6.6 Annual attendance fees in lieu of council meeting, committee meeting and prescribed meeting attendance fees 26
Table 8: Annual attendance fees in lieu of council, committee and prescribed per meeting fees 27

PART 7 ANNUAL ALLOWANCE FOR A MAYOR, PRESIDENT, CHAIR, DEPUTY MAYOR, DEPUTY PRESIDENT AND DEPUTY CHAIR..... 28

7.1 General 28

7.2 Annual allowance for a Mayor, President or Chair 29
Table 9: Annual allowance for a Mayor, President or Chair 29

7.3 Annual allowance for a Deputy Mayor, Deputy President or Deputy Chair 29

PART 8 EXPENSES TO BE REIMBURSED 30

8.1 General 30

8.2 Extent of expenses to be reimbursed 30

PART 9 ANNUAL ALLOWANCES IN LIEU OF REIMBURSEMENT OF EXPENSES 33

9.1 General 33

9.2 Annual allowances determined instead of reimbursement for particular types of expenses for Elected Council Members 34

SCHEDULE 1: LOCAL GOVERNMENT BAND CLASSIFICATIONS..... 35

PREAMBLE

STATUTORY CONTEXT

1. Section 7A of the *Salaries and Allowances Act 1975* (SA Act) requires the Salaries and Allowances Tribunal (Tribunal) to ‘inquire into and determine, the amount of remuneration, or the minimum and maximum amounts of remuneration, to be paid or provided to chief executive officers of local governments’.
2. Under Section 7B(2) of the SA Act, the Tribunal must inquire into and determine the amount of:
 - fees, or the minimum and maximum amounts of fees, to be paid under the *Local Government Act 1995* (LG Act) to elected council members for attendance at meetings;
 - expenses, or the minimum and maximum amounts of expenses, to be reimbursed under the LG Act to elected council members; and
 - allowances, or the minimum and maximum amounts of allowances, to be paid under the LG Act to elected council members.
3. By issuing this determination, the Tribunal discharges its obligations under Section 8 of the SA Act, which requires determinations under Sections 7A and 7B to be issued at intervals of not more than 12 months.
4. The Tribunal has also considered Sections 2.7 to 2.10 and Section 5.41 of the LG Act, which outlines the roles and responsibilities of local governments, councillors, mayors, presidents and their deputies, and the functions of local government Chief Executive Officers.

Christmas and Cocos (Keeling) Islands

5. In 2016, the Commonwealth and WA Governments entered an agreement under the *Christmas Island Act 1958* (Cth), the *Cocos (Keeling) Islands Act 1995* (Cth) and the *Indian Oceans Territories (Administration of Laws) Act 1992* (WA), by which the Tribunal has the power to determine the remuneration of local government CEOs and the fees, expenses and allowances for local government elected council members of the Shires of Christmas Island and Cocos (Keeling) Islands. This inquiry reviewed the remuneration and fees, expenses and allowances for the Shires of Christmas and Cocos (Keeling) Islands.

CURRENT INQUIRY

Local Government Survey

6. In August and September 2025, the Tribunal conducted a survey of local governments in order to inform a comprehensive review of all aspects of the determination.

7. The survey was undertaken to assess sector views on the determination. Feedback highlighted a range of operational challenges and contextual differences across local governments. However, these issues did not demonstrate a systemic or sector-wide shift that would warrant fundamental changes to the current framework.
8. Every local government had the opportunity to complete the survey and comment on all aspects of the determination. 64 responses were received. A broad overview of the results follows:
 - 25 or 39% of local governments stated that they have experienced attraction and retention issues and some requested the Tribunal increase remuneration rates for CEOs
 - 5 non-metropolitan local governments requested eligibility to provide a Regional/Isolation Allowance to their CEO
 - 12 or 20% of local governments requested an increase to the annual allowance for Mayors/Presidents/Chairs; and 11 or 19% requested an increase to the annual allowance percentage rate for Deputy Mayors/Presidents/Chairs
 - 10 or 17% of local governments requested an increase to the ICT allowance range.

Submissions and consultation

9. Separate to the survey, submissions were also received from local governments and individual Councillors.
10. The Tribunal has also liaised with the Statutory Adviser, the Department of Local Government, Industry Regulation and Safety, the Western Australian Local Government Association and the Local Government Professionals WA regarding the current inquiry.

CONCLUSIONS

11. The Tribunal has completed its inquiry and review of the determination, including consideration of the outcomes of the Local Government Survey, submissions and liaison with key stakeholders. The evidence gathered through this process indicates that the existing arrangements remain appropriate and continue to operate as intended, however, some changes to the determination have been made.

Attraction and retention

12. In determining appropriate remuneration, the Tribunal considers comparative remuneration levels, broader labour-market trends, and the relative work value of roles across our jurisdiction, and others, to ensure competitiveness.

13. While some local governments reported difficulties attracting and retaining CEOs and senior executives, including movement to other local governments or the private sector and instances of CEOs shifting to deputy or executive roles in larger Band 1 or 2 local governments for comparable or higher pay, the Tribunal notes that such mobility is a longstanding and normal feature of public sector labour markets. Similar patterns occur across the Western Australian public sector, where executives in smaller agencies commonly progress to senior or deputy roles in larger organisations to gain experience with greater organisational complexity as part of their leadership pathway.
14. The Tribunal also notes that remuneration practices vary significantly, and while some local governments remunerating CEOs at or near the maximum of the band may experience attraction and retention challenges, others are remunerating CEOs at varying points within the existing band ranges without difficulty. A uniform increase to remuneration bands would therefore risk addressing isolated or localised issues through a blanket adjustment that is neither proportionate nor justified across the sector.
15. The Tribunal acknowledges the challenges faced by smaller local governments, however, these issues do not indicate a systemic problem in the current banding structure or remuneration framework. The Tribunal will continue to monitor workforce dynamics but finds no evidence at this time that adjustments to the determination would materially or sustainably influence these established mobility patterns.
16. The Tribunal also notes, that for non-metropolitan local governments eligible for the Regional/Isolation Allowance, that this allowance is intended to assist with attraction and retention issues in regional and remote areas.

Band allocation model

17. The Tribunal continues to apply the four band allocation model. The model allows a number of measurable and non-measurable factors to be considered when assessing appropriate levels of remuneration. The model is adjusted annually to accommodate incremental increases experienced by all organisations.
18. The Tribunal notes that the remuneration ranges provide flexibility to local governments to set remuneration within the allocated band. The Tribunal will only adjust a band classification when a local government or regional local government council can demonstrate a substantial and sustained increase in functions, roles, or scope of the organisation.
19. In reviewing the band allocation model, the Tribunal has examined local governments with potential to change band classification and considers no change is warranted for any local government at this time.
20. Further, the Tribunal has explored the option of providing an allowance to the largest Band 1 local governments. Some local governments and councillors advocated for the maximum range of Band 1 to be increased or an allowance to be provided to acknowledge the additional work required of large local governments.

21. In considering this option, it is noted that there are variations in size, scale and complexity across all local governments within all 4 bands, not just within Band 1.
22. These variances in size, scale and complexity are already captured within the current banding framework, which relies on the following features to determine band allocation:
- expenditure (operating and capital)
 - population
 - staffing levels (FTE)
 - major growth and development, including risk management
 - significant social/economic issues
 - significant demand to service and support non-resident needs
 - high impact environmental management issues and responsibilities
 - greater diversity of services delivered than normally provided by similar sized local governments
 - services delivered
 - focus of the CEO role and Council profile.
23. In reviewing the largest local governments within Band 1, the Tribunal noted the differences in organisational size, service breadth and operational demands. While these differences are recognised, they did not clearly demonstrate higher leadership, governance, legal or operational responsibilities or requirements that would justify an additional allowance. Accordingly, the Tribunal is not proposing changes to CEO remuneration bands or Council member fees at this time.

Regional/Isolation Allowance

24. The Regional/Isolation Allowance (RIA) is provided to some non-metropolitan local governments in recognition of regional and isolation factors which may affect the attraction and retention of CEOs. Essentially, the RIA calculation comprises two elements – a district allowance component and an attraction and retention component. Factors considered by the Tribunal when determining these amounts are detailed in Part 3.2 (3) of the determination.

District Allowance component

25. The fixed district allowance component of the RIA is an acknowledgement of the additional expenses associated with living in a particular location and is based on the *District Allowance (Government Officers) General Agreement 2010* (the Agreement).
26. The Agreement was originally calculated based on 3 components:
- Cost of Living – Regional Price Index (RPI) scores calculated with the Public Service General Agreement Level 1.1 salary rate

- Isolation – Australian Bureau of Statistics Accessibility/Remoteness Index of Australia (ARIA+) classifications calculated with March quarter Consumer Price Index (CPI) figures
- Climate – Bureau of Meteorology’s Relative Strain Index (RSI) scores calculated by CPI.

27. The Agreement provided for annual adjustments based on movements to the above components, but this did not occur.

28. The district allowance component of the RIA has only been increased by the Tribunal once since the RIA was introduced, which was in 2023 when a general increase was applied.

Attraction and Retention component

29. A flexible and discretionary CEO attraction and retention component, set by the Tribunal, is designed to support local governments in securing and retaining suitably qualified CEOs in areas where the geographic location limits the available talent pool.

30. Based on a variety of reasons, the attraction and retention component has been changed (both increased and reduced) since the RIA was first introduced.

Eligibility

31. Eligibility for the RIA is based on the exclusion zone documented in the Agreement. Any local government whose boundaries fall within the inclusion zone received the allowance, and any local government whose boundaries fall within the exclusion zone was not eligible.

Review of the RIA

32. The Tribunal examined a range of alternative models for the RIA, however, it concluded that none were able to adequately replicate the underlying purpose and intent of the RIA.

33. Instead, the Tribunal has opted to update and recalculate the two RIA components, and to revise the eligibility criteria governing access to the allowance.

34. The district allowance component of the RIA has been recalculated based on the original stated methodology, with some modifications:

- Cost of Living – RPI with Public Service General Agreement Level 1.1 salary rates
- Isolation – ARIA++ (instead of ARIA+) scores with March quarter CPI adjustments (to 2025)
- Climate – Air Conditioning Rebate entitlements for relevant towns (replacing the now redundant BOM RSI scores).

35. The attraction and retention component of the RIA has been adjusted based on survey results and submissions which addressed the previously stated factors considered by the Tribunal in Part 3.2(3) of the determination and based on ARIA++ and Australian Bureau of Statistics Socio-Economic Indexes for Areas (SEIFA) scores.

36. ARIA++ is the national standard for measuring a community's access to services. It assesses remoteness using detailed modelling of road distances to population centres and essential services. An ARIA++ score above 5 indicates a high level of geographic isolation and limited access to fundamental services such as health, education, government support and retail.
37. SEIFA provides a comprehensive assessment of socio-economic conditions using Census data, including income, employment, education, occupation and access to material resources. A SEIFA score below 1000 indicates communities experiencing relative socio-economic disadvantage compared with the national average.
38. With respect to eligibility, although the RIA is a combination of a district allowance and attraction and retention component, as the eligibility was only based on the Allowance exclusion zone, this meant the Tribunal has been unable to assist non-eligible local governments to attract and retain CEOs, and by way of flow-on, attract and retain deputies and other executives.
39. By adopting eligibility thresholds of an ARIA++ score above 5 and a SEIFA score below 1000, the Tribunal is strengthening the transparency, fairness and contemporary relevance of the RIA. These measures reflect the latest Australian Bureau of Statistics classifications and provide a robust, evidence-based method for identifying local governments most affected by isolation and disadvantage.
40. These updated boundaries will allow the RIA to better achieve its purpose in recognising the genuine additional costs and challenges associated with life and leadership in regional Western Australia, while supporting the attraction and retention of skilled CEOs who are vital to the long-term sustainability and prosperity of regional communities.
41. Therefore, in addition to the current Allowance boundary, using a combination of ARIA++ and SEIFA scores, eligibility has now been expanded to include 17 local governments in the Wheatbelt and Great Southern.
42. The no disadvantage principle has been applied so that all currently eligible local governments will continue to be eligible to provide an RIA to their CEO, and no amounts have been reduced. Some RIA amounts remain the same, and some have increased.
43. It is important to note that although a component of the RIA is *based* on the Agreement methodology, any possible future replacement Agreements and consequential changes in methodology and/or eligibility will not impact the current RIA, instead they may inform future reviews of the RIA.
44. The Tribunal would like to re-iterate that there is no requirement for local governments to provide the RIA to their CEO. It is to be used at the discretion of the local government and justified and provided in a transparent manner considering all factors outlined in the determination. It is also noted that local governments employees situated above the 26th parallel may also be eligible for several Commonwealth taxation concessions; these local governments are encouraged to examine and, where feasible, incorporate such concessions when determining CEO remuneration.

Elected Council Members

45. Some submissions from elected council members proposed that their fees should reflect a full-time role and be comparable to that of Members of Parliament.
46. The Tribunal acknowledges that both local and state government representatives are elected by their communities, however, the nature, scope and complexity of these roles differ significantly. The Tribunal does not consider the work value of elected council members to be equivalent to that of Members of Parliament, nor that such equivalence would justify similar levels of remuneration.
47. For clarity, the legislative framework governing this determination provides for meeting attendance fees, annual allowances (for Mayors/Presidents/Chairs) and reimbursement of expenses. These mechanisms are expressly designed to compensate elected council members for time, effort and out-of-pocket expenses associated with duties that are part-time and voluntary in nature, and not to provide income commensurate with full-time employment.
48. Should elected council members wish to pursue changes to this legislative framework, they may raise these matters with the Department of Local Government, Industry Regulation and Safety and the Minister for Local Government for further consideration.

DECISIONS

49. The Tribunal has determined a general economic increase of **3.5%** for local government CEOs and Elected Council Members.
50. In reaching this decision, the Tribunal has relied on the most up-to-date economic information available, including WA data on CPI and WPI, and the wider public sector framework. The Tribunal recognises that broader economic conditions and current global uncertainties may place additional upward pressure on costs of living, but the scale and duration of any potential flow-on effects remain uncertain and difficult to quantify at the time of making this determination. Given this uncertainty, the Tribunal considers it appropriate to avoid making speculative adjustments.
51. As the Tribunal is statutorily required to issue the Local Government Determination at intervals of not more than 12 months, this determination must be issued prior to 4 April 2026, although it does not take effect until 1 July 2026. Accordingly, the Tribunal will continue to monitor economic indicators and developments, and will revisit this matter and make adjustments if necessary.
52. **CEO remuneration** – the Tribunal has determined a **3.5%** increase to CEO remuneration bands. The Tribunal notes that each local government must set remuneration within the band to which it is allocated. Any increase within the bands must be determined by each local government through its own assessment of whether changes are justified.

53. **Elected council members attendance fees** – the Tribunal has determined a **3.5%** increase to elected council member attendance (annual and sitting) fees. The Tribunal emphasizes that the fees for elected council members should be set to compensate costs for the prescribed role of an elected council member, which has been specifically described as not being a full-time occupation in parliamentary debates of the *Local Government Amendment Act 2011* and re-iterated again in the Parliament through the passing of the *Local Government Amendment Bill 2024*.
54. **Committee meeting fees** – the Tribunal has determined a **3.5%** increase to the sitting and annual fees for elected council members to attend committee meeting and prescribed meetings.
55. **Independent Committee Member fees** – the Tribunal has determined a **3.5%** increase to the fees for independent committee members.
56. **Independent Audit, Risk and Improvement Committee Member fees** – the Tribunal has determined that the **minimum range** of fees be increased by **3.5%** for independent ARIC members. It is the intention of the Tribunal to consider annual increases going forward, however, as these rates were only just considered and determined effective from 1 January 2026, the maximum amount remains unchanged.
57. **Mayor/President/Chair Annual allowances** – the Tribunal has determined a **3.5%** increase to the annual allowance ranges for Mayors/Presidents/Chairs.
58. **Deputy Mayor/President/Chair Annual allowances** – the Tribunal has determined that the percentage rate of **25%** is appropriate and should remain unchanged for the deputy annual allowance.
59. **Regional/Isolation Allowance** – the Tribunal has determined an increase to most local governments of varying amounts, and determined that 17 additional local governments be eligible for the allowance which are now included in Table 3 of the determination.
60. **Annual Allowance in lieu of reimbursement of expenses** – to avoid misuse of the ICT expense allowance and embed good practice, the Tribunal has determined that the wording for this allowance be amended to indicate that if ICT equipment is supplied to elected council members by the local government, the allowance is to be reduced by the cost of the supplied ICT equipment.
61. **Regional Local Government Councils** – the Tribunal has determined that the Resource Recovery Group be removed from the determination as it has been wound up.
62. **Housing and motor vehicle allowances** – the Tribunal has determined that these allowances remain unchanged.
63. Some percentage increases provided have been rounded.

The Determination will now issue.

DETERMINATION

PART 1 INTRODUCTORY MATTERS

This Part deals with some matters that are relevant to the determination generally.

1.1 Short Title

This determination may be cited as the Local Government Chief Executive Officers and Elected Council Members Determination No. 1 of 2026.

1.2 Commencement

This determination comes into operation on **1 July 2026**.

1.3 Content and intent

- (1) The remuneration listed in this determination comprises all remuneration as defined under the *Salaries and Allowances Act 1975* as including salary, allowances, fees, emoluments and benefits.
- (2) The determination applies to:
 - (a) Chief Executive Officers (CEOs)
 - (b) Acting Chief Executive Officers
 - (c) Elected Council Members.
- (3) The remuneration specified in this determination for CEOs is based on a person being appointed to one local government CEO position only. In the case of a person appointed to undertake the duties of more than one CEO position simultaneously, the relevant local governments must seek a determination from the Tribunal for the multiple CEO positions held by that person.
- (4) If a local government undergoes an amalgamation or a rezoning of local government boundaries, the local government is required to seek a new determination from the Tribunal.
- (5) This determination provides for the amount of fees, expenses and allowances to be paid or reimbursed to elected council members under the *Local Government Act 1995* ('the LG Act') Part 5 Division 8. The determination applies to elected council members who are members of the council of a local government, and under Section 3.66 of the LG Act.
- (6) Where the Tribunal has determined a specific amount for a fee, expense or allowance for elected council members of a local government or regional local government council, the amount determined by the Tribunal will be payable to an eligible elected council member.

- (7) Where the Tribunal has determined a minimum and maximum amount for a fee, expense or allowance for elected council members of a local government or regional local government council, each local government or regional local government council will set an amount within the relevant range determined and the amount set will be payable to an eligible elected council member.
- (8) The fees, expenses and allowances determined are intended to recognise the responsibilities of elected council members, mayors and presidents of local governments and chairs of regional local government councils and to remunerate them for the performance of the duties associated with their office.
- (9) Nothing in this determination shall be interpreted and/or applied in such a manner as to circumvent the intention of the Tribunal to ensure transparency and accountability in the remuneration of Local Government CEOs and the provision of fees, expenses and allowances to elected council members.

1.4 Terms used

- (1) In this determination, unless the contrary intention appears:

Chair means a person who is elected or appointed from among the members of a council of a regional local government as its chair;

Committee meeting means a meeting of a committee of a council where the committee comprises:

- (a) council members only; or
- (b) council members and/or employees of the local government or regional local government council and/or independent members.

Council, in relation to:

- (a) a local government, means the council of the local government;
- (b) a regional local government, means the council of the regional local government;

Elected Council Member, in relation to:

- (a) a local government –
 - i means a person elected under the LG Act as a member of the council of the local government; and
 - ii includes the mayor or president of the local government;

- (b) a regional local government council –
 - i means a person elected under the LG Act as a member of the council of a local government and who is a member of the council of the regional local government; and
 - ii includes the chair of the regional local government council;

Independent committee member means a person who is a committee member but who is neither a council member nor an employee.

LG Regulations means the *Local Government (Administration) Regulations 1996*;

Mayor means a council member holding the office of mayor, whether elected by the council from amongst its members or elected by the electors;

Non-Metropolitan region means a local government defined in Schedule 4 of the *Planning and Development Act 2005*.

President means a council member holding the office of president, whether elected by the council from amongst its members or elected by the electors.

1.5 Pro rata payments

- (1) The Total Reward Package specified in this determination for CEOs is based on a person serving in the office on a full-time basis. The relevant range shall be payable on a pro rata basis if the position is undertaken on a part time basis.
- (2) The amount of a person's entitlement to remuneration, annual attendance fee or annual allowance specified in this determination shall be apportioned on a pro rata basis according to the portion of a year that the person holds office.

1.6 Local government band allocations

Unless the contrary intention appears, this determination allocates local governments to the bands set out in Schedule 1. Regional local government councils (as constituted under Part 3 Division 4 of the LG Act) are allocated to a Band only with respect to CEOs.

PART 2 TOTAL REWARD PACKAGE

This Part deals with the remuneration payable to Chief Executive Officers.

2.1 General

- (1) Offices listed in this Part have been assigned by the Tribunal to one of four classifications designated Band 1 to Band 4.
- (2) Each classification (Band 1 to Band 4) has a commensurate Total Reward Package (TRP) range.
- (3) For the purposes of this determination, the TRP must capture the full value of all monetary and non-monetary items of remuneration provided to a CEO as a reward or benefit provided for the performance of their duties as a CEO. Without limiting the generality of this, some examples of items that qualify for inclusion in a TRP are:
 - (a) Base salary
 - (b) Annual leave loading
 - (c) Associated FBT accrued (total annual amount of fringe benefits tax paid by the local government for all fringe benefits provided to a CEO; FBT for a motor vehicle, even if tool of trade, is to be included in the TRP)
 - (d) Association membership fees
 - (e) Attraction/retention allowance, not being provided under Part 3
 - (f) Personal benefit value of the provision of a motor vehicle for private use (if applicable) as defined under Part 5 of this determination
 - (g) Cash bonus and performance incentives
 - (h) Cash in lieu of a motor vehicle
 - (i) Fitness club fees
 - (j) Grooming/clothing allowance
 - (k) Health insurance
 - (l) School fees and/or child's uniform
 - (m) Superannuation (all mandatory and non-mandatory employer superannuation contributions)
 - (n) Travel or any other benefit taken in lieu of salary
 - (o) Travel for spouse or any other member of family
 - (p) Unrestricted entertainment allowance
 - (q) Utilities allowance (any water, power or other utility subsidy provided to the CEO).

- (4) The only exclusions from the TRP are:
- (a) items listed in Parts 3, 4 and 5 of this determination (however, any superannuation guarantee associated with the payment of a Regional/Isolation Allowance and any associated FBT accrued from the provision of a motor vehicle or accommodation are to be included as part of the TRP);
 - (b) employer obligations such as professional development (restricted to the CEO), reimbursement for genuine work expenses or the cost of recruitment and relocation expenses; and
 - (c) items considered by the local government to be a tool of trade (i.e. equipment needed to undertake the duties of a CEO, such as a laptop or mobile phone), and which are not a direct or indirect reward or benefit for the performance of duties as a CEO.

2.2 Local Government Classification

- (1) The TRP ranges in Table 1 apply where a local government or regional local government council has been classified into the relevant band.

Table 1: Local government band – CEO TRP ranges

CEO Total Reward Package		
Band	Minimum	Maximum
1	\$298,832	\$455,071
2	\$246,467	\$383,393
3	\$188,483	\$310,883
4	\$168,758	\$258,762

- (2) Local governments have been classified in Schedule 1.
- (3) Regional local government councils have been classified in Table 2.

Table 2: Regional local government council band classification

Regional LG Council Classification	
Regional LG Council	Band
Bunbury-Harvey Regional Council	4
Catalina Regional Council	2
Eastern Metropolitan Regional Council	2
Mindarie Regional Council	3
Murchison Regional Vermin Council	4
Western Metropolitan Regional Council	4

PART 3 REGIONAL/ISOLATION ALLOWANCE

This Part deals with the Regional/Isolation Allowance that may be payable to CEOs from local governments identified in this Part.

3.1 General

- (1) Local governments listed in Table 3 in this Part may provide an annual Regional/Isolation Allowance to a CEO, in addition to the CEO's TRP, in recognition of the regional and isolation factors, such as higher costs of living, which may affect the attraction and retention of the CEOs of those local governments.
- (2) There is no requirement to provide a Regional/Isolation Allowance to a CEO. Payment of this allowance is at the discretion of the local government, within the parameters set by the Tribunal.
- (3) When a local government chooses to use any or all of this allowance, the payment of the allowance should be properly justified and applied in a transparent manner considering the issues outlined in 3.2.
- (4) When a local government chooses to pay all or any of this allowance, it is to be paid to the CEO as salary.

3.2 Determining appropriateness and rate of allowance

- (1) When assessing the appropriateness of providing a Regional/Isolation Allowance, an eligible local government must consider the impact of factors outlined in 3.2(3) on attraction and retention of a CEO. In the event these factors have little or no impact, the local government should not provide this Allowance.
- (2) In the event a Regional/Isolation Allowance is considered appropriate, the amount of the Allowance should be proportionate to the circumstances faced by the local government.
- (3) The following factors should be considered when determining whether to apply the Regional/Isolation Allowance:
 - (a) Remoteness - issues associated with the vast distances separating communities within a local government or the distance of the Local Government from Perth or a Regional Centre.
 - (b) Cost of living - the increased cost of living highlighted specifically in the Regional Price Index.

- (c) Social disadvantage - reduced specialist health services, schooling opportunities for children, employment opportunities for spouse, reduced lifestyle commodities when compared to Perth and regional centres, and access to professional and personal support networks.
- (d) Dominant industry - the impact that a dominant industry such as mining or agriculture has on an area and the ability to attract and retain people in the face of a dominant industry.
- (e) Attraction/retention - the ability to recruit suitably qualified candidates and being able to retain them in light of the above concerns in competition with positions in Perth, regional centres and private industry.
- (f) Community expectations - the pressures on a CEO to meet expectations when professional or operational expertise is not readily available.

3.3 Regional/Isolation Allowance

- (1) Local governments eligible for the Regional/Isolation Allowance are listed in Table 3.

Table 3: Regional/Isolation Allowance – per annum maximum

Regional/Isolation Allowance	
Local Government	Maximum
Ashburton Shire	\$70,000
Broome Shire	\$55,000
Broomehill-Tambellup Shire	\$10,000
Bruce Rock Shire	\$10,000
Carnamah Shire	\$40,000
Carnarvon Shire	\$45,000
Chapman Valley Shire	\$38,600
Christmas Island Shire	\$90,000
Cocos (Keeling) Islands Shire	\$90,000
Coolgardie Shire	\$38,600
Coorow Shire	\$40,000
Cue Shire	\$60,000
Dalwallinu Shire	\$15,000
Dandaragan Shire	\$10,000
Derby-West Kimberley Shire	\$60,000

Regional/Isolation Allowance	
Local Government	Maximum
Dundas Shire	\$50,000
East Pilbara Shire	\$70,000
Esperance Shire	\$40,000
Exmouth Shire	\$55,000
Gnowangerup Shire	\$15,000
Greater Geraldton City	\$32,200
Halls Creek Shire	\$80,000
Irwin Shire	\$38,600
Jerramungup Shire	\$45,000
Kalgoorlie-Boulder City	\$38,600
Karratha City	\$80,000
Katanning Shire	\$10,000
Kellerberrin Shire	\$10,000
Kent Shire	\$20,000
Kondinin Shire	\$25,000
Koorda Shire	\$15,000
Kulin Shire	\$20,000
Lake Grace Shire	\$20,000
Laverton Shire	\$55,000
Leonora Shire	\$55,000
Meekatharra Shire	\$65,000
Menzies Shire	\$55,000
Merredin Shire	\$15,000
Mingenew Shire	\$38,600
Morawa Shire	\$40,000
Mount Magnet Shire	\$50,000
Mount Marshall Shire	\$25,000
Mukinbudin Shire	\$40,000
Murchison Shire	\$55,000
Narembeen Shire	\$20,000
Ngaanyatjarraku Shire	\$80,000

Regional/Isolation Allowance	
Local Government	Maximum
Northampton Shire	\$38,600
Nungarin Shire	\$20,000
Perenjori Shire	\$45,000
Port Hedland Town	\$80,000
Ravensthorpe Shire	\$50,000
Sandstone Shire	\$60,000
Shark Bay Shire	\$60,000
Tammin Shire	\$15,000
Three Springs Shire	\$38,600
Trayning Shire	\$15,000
Upper Gascoyne Shire	\$65,000
Victoria Plains Shire	\$15,000
Westonia Shire	\$40,000
Wickepin Shire	\$10,000
Wiluna Shire	\$55,000
Wongan-Ballidu Shire	\$10,000
Woodanilling Shire	\$15,000
Wyalkatchem Shire	\$15,000
Wyndham-East Kimberley Shire	\$55,000
Yalgoo Shire	\$50,000
Yilgarn Shire	\$40,000

PART 4 HOUSING ALLOWANCE

This Part deals with the Housing Allowance that may be payable to Chief Executive Officers.

4.1 General

- (1) In recognition of the need for local governments to provide accommodation as a result of a lack of suitable housing or recruitment issues, on either a permanent or temporary basis, local governments are able to utilise this allowance as required.
- (2) When a local government utilises this allowance, the payment of the allowance should be properly justified and applied in a transparent manner.
- (3) Any accommodation provided under this Part must be located within or adjacent to the local government area in which the CEO is employed.
- (4) Local governments should tailor the provision of any housing allowance to suit their particular circumstances. This may include the CEO making contributions towards the cost of the accommodation.

4.2 Applicable housing allowance

- (1) Where a local government owns a property and provides that property to the CEO for accommodation, the value of this accommodation will not be included in the Total Reward Package.
- (2) For reporting purposes, the value of the local government owned property shall be valued at the annual Gross Rental Value of the property as determined by the Valuer General.
- (3) Where a local government leases accommodation for the use of the CEO, the lease costs will not be included in the Total Reward Package.
- (4) For reporting purposes, the value of the local government leased property shall be the annual actual costs of the accommodation lease.
- (5) Where a local government provides a Home Ownership Subsidy to the CEO, this will not be included in the Total Reward Package.
- (6) For reporting purposes, the value of the Home Ownership Subsidy shall be the annual actual costs of the Home Ownership Subsidy.

PART 5 MOTOR VEHICLES

This Part deals with the provision of motor vehicles to Chief Executive Officers.

5.1 General

- (1) For local governments generally, except those outlined in (2) below, the private benefit value of any motor vehicle provided to the CEO by the local government is to be included in the Total Reward Package.
- (2) For local governments listed in Table 3 under Part 3 of this determination and/or local governments classified as Band 3 or Band 4 located in a non-metropolitan region, any motor vehicle provided to the CEO or an allowance provided to a CEO for use of a private motor vehicle for work-related purposes, is to be considered a tool of trade (i.e. equipment needed to undertake the duties of a CEO in these local governments) and any private benefit will not be considered as part of the Total Reward Package.

5.2 Private benefit value

- (1) The private benefit value of the motor vehicle will be dependent on the type of motor vehicle provided, method of ownership (i.e. local government owned or leased), maintenance and running costs, insurance, any applicable luxury car tax and the amount of private use of the vehicle (i.e. non-business use).
- (2) As a general rule, the private benefit value will be based upon the annual costs multiplied by the percentage of private use.
- (3) Local governments and CEOs will need to agree on the most appropriate way to record the amount of private use in order to calculate the private benefit value.

PART 6 MEETING ATTENDANCE FEES

This Part deals with fees payable to council members for attendance at council and other meetings

6.1 General

- (1) Pursuant to Section 5.98(1)(b) of the LG Act, an elected council member who attends a council meeting is entitled to be paid the fee set by the local government or the regional local government council within the range determined in Section 6.2 of this Part for council meeting attendance fees.
- (2) Pursuant to Section 5.98(1)(b) and (2A)(b) of the LG Act, an elected council member who attends a committee meeting or (at the request of the local government or regional local government council) a meeting of a type prescribed in regulation 30(3A) of the LG Regulations is entitled to be paid the fee set by the local government or regional local government council within the range determined in Section 6.3 of this Part for attending committee meetings or, as the case requires, meetings of that type.
- (3) Pursuant to Section 5.100(2)(b) and (3)(b) of the LG Act, a committee member who is not an elected council member or employee of the local government, who attends a committee meeting or (at the request of the local government or regional local government council) a meeting of a type prescribed in regulation 30(3A) of the LG Regulations is entitled to be paid the fee set by the local government or regional local government council within the range determined in Section 6.3 of this Part for attending committee meetings or, as the case requires, meetings of that type.
- (4) Each of the following meetings is a type of meeting prescribed in regulation 30(3A) of the LG Regulations:
 - (a) meeting of a WALGA Zone, where the council member is representing a local government as a delegate elected or appointed by the local government
 - (b) meeting of a Regional Road Group established by Main Roads Western Australia, where the council member is representing a local government as a delegate elected or appointed by the local government
 - (c) council meeting of a regional local government council where the council member is the deputy of a member of the regional local government council and is attending in the place of the member of the regional local government council

-
- (d) meeting other than a council or committee meeting where the council member is attending at the request of a Minister of the Crown who is attending the meeting
 - (e) meeting other than a council meeting or committee meeting where the council member is representing a local government as a delegate elected or appointed by the local government.
- (5) Pursuant to Section 5.99 of the LG Act, a local government or regional local government council may decide by an absolute majority that instead of paying council members an attendance fee referred to in Section 5.98(1) of the LG Act, it will pay all council members who attend council or committee meetings a fee set within the range for annual fees determined in Section 6.4 of this Part.
- (6) Regulation 30(3C) of the LG Regulations prevents the payment of a fee to a council member for attending a meeting of a type prescribed in regulation 30(3A) of those regulations if the:
- (a) person who organises the meeting pays the council member a fee for attending the meeting; or
 - (b) council member is paid an annual fee in accordance with Section 5.99 of the LG Act; or
 - (c) council member is deputising for a council member at a meeting of a regional local government council and the member of the regional local government council is paid an annual fee in accordance with Section 5.99 of the LG Act.
- (7) In determining the fees set out in this Part, the Tribunal has taken into account a range of factors including the:
- (a) time required to prepare adequately for the meetings including consideration of agenda papers, site visits related to agenda items and consultation with council staff and community members
 - (b) role of the council member, mayor, president or chair including, but not limited to, representation, advocacy, and oversight and determination of policy and local legislation
 - (c) particular responsibilities associated with the types of meetings attended;
 - (d) responsibilities of a mayor, president or chair to preside over meetings
 - (e) relative “size” of the local government as reflected in the Tribunal’s local government banding model.
- (8) The Tribunal has not determined a specific meeting attendance fee for the purposes of Section 5.98(1)(a) or (2A)(a) of the LG Act.

- (9) The entitlement of an elected council member to a fee, allowance or reimbursement of an expense established under the LG Act, the LG Regulations and this determination, cannot be proscribed, limited or waived by a local government. Any eligible claim against those entitlements is to be paid in accordance with the applicable financial procedures of the local government.

6.2 Council meeting attendance fees – per meeting

- (1) The ranges of fees in Table 4 apply where a local government or regional local government council decides by an absolute majority to pay an elected council member a fee referred to in Section 5.98(1)(b) of the LG Act for attendance at a council meeting.

Table 4: Council meeting attendance fees – per meeting

Council meeting attendance fees				
	Elected council member		Mayor, President or Chair	
Band	Minimum	Maximum	Minimum	Maximum
1	\$725	\$922	\$725	\$1,258
2	\$435	\$684	\$435	\$911
3	\$233	\$482	\$233	\$735
4	\$109	\$280	\$109	\$570
Regional LG Council	\$109	\$280	\$109	\$570

6.3 Committee meeting and prescribed meeting attendance fees – per meeting

- (1) The ranges of fees in Table 5 apply where a local government or regional local government council decides to pay an elected council member a fee referred to in Sections:
- (a) 5.98(1)(b) of the LG Act for attendance at a committee meeting; or
 - (b) 5.98(2A)(b) of the LG Act for attendance at a meeting of a type prescribed in regulation 30(3A) of the LG Regulations.

Table 5: Committee and prescribed per meeting fees

Committee meeting attendance fees		
Band	Minimum	Maximum
1	\$363	\$466
2	\$218	\$342
3	\$114	\$244
4	\$57	\$140
Regional LG Council	\$57	\$140

6.4 Meeting attendance fees for independent committee members – per meeting

- (1) The range of fees in Table 6 apply where a local government or regional local government council decides to pay an **independent committee member** a fee referred to in:
 - (a) Section 5.100(2)(b) of the LG Act for attendance at a committee meeting; or
 - (b) Section 5.100(3)(a) of the LG Act for attendance at a meeting of a type prescribed in regulation 30(3A) of the LG Regulations.
- (2) The range is provided to enable local governments to appropriately compensate independent committee members depending on the skills and expertise they bring to the committee.

Table 6: Committee and prescribed per meeting fees for independent committee members

Independent Committee Member		
Bands	Minimum	Maximum
1 – 4	\$0	\$466
Regional LG Council	\$0	\$466

- (3) In accordance with Sections 5.100(4), (5) and (6) of the LG Act, an independent committee member can be reimbursed for attending committee meetings referred to in 6.4(1) above.
- (4) The extent to which an independent committee member can be reimbursed for attending committee meetings is the actual travel and associated costs incurred by the independent member demonstrated to the satisfaction of the local government.

6.5 Meeting attendance fees for Independent Audit, Risk and Improvement Committee members – per meeting

- (1) In accordance with Section 5.100(2)(b) of the LG Act, the fee payable by a local government or a regional local government council to an **Independent Audit, Risk and Improvement Committee (ARIC) Member** (whether Presiding Member, Deputy Presiding Member, Deputy Member or Member) for attendance at an ARIC meeting must be set within the range provided in Table 7. The fees provided in Table 7 are exclusive of superannuation. Local government bodies should seek their own professional advice in regard to whether or not independent committee members are to be paid superannuation.
- (2) The range in Table 7 is provided to enable local governments to appropriately compensate independent ARIC members depending on the skills and expertise required to undertake the roles. The local government must resolve that the fee represents value for money. The State Government’s Audit and Financial Advisory Services Common Use Agreement ([CUAAFA2024](#)) may be used as guide.

Table 7: Independent ARIC members – per meeting fees

Independent Audit, Risk and Improvement Committee Member		
Bands	Minimum	Maximum
1 – 4	\$110	\$1,215
Regional LG Council	\$110	\$1,215

- (3) In accordance with Sections 5.100(4), (5) and (6) of the LG Act, an independent ARIC member can be reimbursed for attending ARIC meetings.
- (4) The extent to which an independent committee member can be reimbursed for expenses attending ARIC meetings is the actual travel and associated costs incurred by the independent member demonstrated to the satisfaction of the local government.

6.6 Annual attendance fees in lieu of council meeting, committee meeting and prescribed meeting attendance fees

- (1) The ranges of fees in Table 8 apply where a local government or regional local government council decides by an absolute majority that, instead of paying council members a per meeting attendance fee referred to in Section 5.98 of the LG Act, it will pay an annual fee to all council members who attend council, committee or prescribed meetings.

Table 8: Annual attendance fees in lieu of council, committee and prescribed per meeting fees

Annual attendance fees				
	Elected council member		Mayor, President or Chair	
Band	Minimum	Maximum	Minimum	Maximum
1	\$28,525	\$36,722	\$28,525	\$55,078
2	\$17,238	\$26,931	\$17,238	\$36,112
3	\$8,917	\$18,977	\$8,917	\$29,379
4	\$4,161	\$11,023	\$4,161	\$22,646
Regional LG Council	\$2,086	\$12,245	\$2,293	\$18,361

**PART 7 ANNUAL ALLOWANCE FOR A MAYOR, PRESIDENT, CHAIR, DEPUTY
MAYOR, DEPUTY PRESIDENT AND DEPUTY CHAIR**

This Part deals with annual allowances payable to mayors, presidents, chairs and their deputies, in addition to any entitlement to meeting attendance fees or the reimbursement of expenses.

7.1 General

- (1) Pursuant to Section 5.98(5) of the LG Act, the mayor or president of a local government and the chair of a regional local government council are entitled, in addition to any fees or reimbursement of expenses payable under Section 5.98(1) or (2), to be paid the annual allowance set by the local government or regional local government council within the range determined in Section 7.2 of this Part.
- (2) Pursuant to Section 5.98A(1) of the LG Act, a local government or regional local government council may decide, by an absolute majority, to pay the deputy mayor or deputy president of the local government, or the deputy chair of the regional local government council, an allowance of up to the percentage that is determined by the Tribunal of the annual allowance to which the mayor or president of the local government, or the chair of the regional local government council, is entitled under Section 5.98(5) of the LG Act. That percentage is determined in Section 7.3 of this Part. This allowance is in addition to any fees or reimbursement of expenses payable to the deputy mayor, deputy president or deputy chair under Section 5.98 of the LG Act.
- (3) In determining the allowances set out in this Part, the Tribunal has taken into account a range of factors including the:
 - (a) leadership role of the mayor, president or chair
 - (b) statutory functions for which the mayor, president or chair is accountable
 - (c) ceremonial and civic duties required of the mayor, president or chair, including local government business related entertainment
 - (d) responsibilities of the deputy mayor, deputy president or deputy chair when deputising
 - (e) relative “size” of the local government as reflected in the Tribunal’s local government banding model
 - (f) civic, ceremonial and representation duties particular to the Lord Mayor of Western Australia’s capital city.

7.2 Annual allowance for a Mayor, President or Chair

- (1) The ranges of allowances in Table 9 apply where a local government or a regional local government council sets the amount of the annual local government allowance to which a mayor, president or chair is entitled under Section 5.98(5) of the LG Act.

Table 9: Annual allowance for a Mayor, President or Chair

Mayor, President or Chair Annual Allowance		
Band	Minimum	Maximum
1	\$59,414	\$104,032
2	\$17,825	\$73,435
3	\$1,193	\$42,837
4	\$596	\$23,257
Regional LG Council	\$596	\$23,257

- (2) Despite the provisions of subsection (1), the **City of Perth** is to set the amount of the annual local government allowance to which the Lord Mayor is entitled within the range of **\$69,554 to \$155,220**.

7.3 Annual allowance for a Deputy Mayor, Deputy President or Deputy Chair

- (1) The percentage determined for the purposes of Section 5.98A(1) of the LG Act is **25%**.
- (2) If the deputy performs the functions of mayor, president or chair for a continuous period of no less than four months, the deputy will be entitled to receive the mayor, president or chair allowance according to the applicable local government band in 7.2 of the Determination. This can be applied retrospectively, in instances where an initial short-term period of acting becomes a continuous period of acting for four months or more.

PART 8 EXPENSES TO BE REIMBURSED

This Part deals with expenses for which council members are entitled to be reimbursed.

8.1 General

- (1) Pursuant to Section 5.98(2)(a) and (3) of the LG Act, an elected council member who incurs an expense of a kind prescribed in regulation 31(1) of the LG Regulations is entitled to be reimbursed for the expense to the extent determined in section 8.2(1) to (5) of this Part.
- (2) Regulation 31(1) of the LG Regulations prescribes the following kinds of expenses that are to be reimbursed:
 - (a) rental charges incurred by a council member in relation to one telephone and one facsimile machine; and
 - (b) child care and travel costs incurred by a council member because of the member's attendance at a council meeting or a meeting of a committee of which he or she is also a member.
- (3) Pursuant to Section 5.98(2)(a) and (3) of the LG Act, an elected council member who incurs an expense of a kind prescribed in regulation 32(1) of the LG Regulations is entitled to be reimbursed for the expense to the extent determined in Section 8.2(6) to (8) of this Part.
- (4) Regulation 32(1) of the LG Regulations prescribes the following kinds of expenses that may be approved by a local government for reimbursement:
 - (a) an expense incurred by an elected council member in performing a function under the express authority of the local government;
 - (b) an expense incurred by an elected council member to whom paragraph (a) applies by reason of the elected council member being accompanied by not more than one other person while performing the function if, having regard to the nature of the function, the local government considers that it is appropriate for the elected council member to be accompanied by that other person; and
 - (c) an expense incurred by an elected council member in performing a function in his or her capacity as an elected council member.

8.2 Extent of expenses to be reimbursed

- (1) The extent to which an elected council member can be reimbursed for rental charges in relation to one telephone and one facsimile machine is the actual expense incurred by the elected council member.

- (2) The extent to which an elected council member can be reimbursed for childcare costs incurred because of attendance at a meeting referred to in regulation 31(1)(b) of the LG Regulations is the actual cost per hour up to **\$35 per hour**. If an elected council member incurs costs greater than \$35 per hour due to having multiple children, children with special needs, lack of adequate childcare facilities or services or another extenuating circumstance, a local government may reimburse the elected council member for the actual costs upon the provision of sufficient receipts/evidence to satisfy the local government that the expense has been legitimately incurred.
- (3) The extent to which an elected council member of a local government can be reimbursed for reasonable travel costs referred to in regulation 31(1)(b) of the LG Regulations is:
- (a) if the person lives or works in the local government district or an adjoining local government district, the actual cost for the person to travel from the person's place of residence or work to the meeting and back; or
 - (b) if the person does not live or work in the local government district or an adjoining local government district, the actual cost, in relation to a journey from the person's place of residence or work and back:
 - i for the person to travel from the person's place of residence or work to the meeting and back; or
 - ii if the distance travelled referred to in subparagraph (i) is more than 100 kilometres, for the person to travel from the outer boundary of an adjoining local government district to the meeting and back to that boundary.
- (4) The extent to which an elected council member of a regional local government council can be reimbursed for reasonable travel costs referred to in regulation 31(1)(b) of the LG Regulations is the actual cost for the person to travel from the person's place of residence or work to the meeting and back.
- (5) For the purposes of subsections (3) and (4), travel costs incurred while driving a privately owned or leased vehicle (rather than a commercially hired vehicle) are to be calculated at the same rate contained in Section 30.6 of the *Local Government Officers' (Western Australia) Award 2021* as at the date of this determination. For elected council members with Electric Vehicles, the 1600cc Motor Vehicle Allowance rate should be applied.

- (6) The extent to which an elected council member can be reimbursed for childcare costs incurred because of attendance at a meeting referred to in regulation 32(1) of the LG Regulations is the actual cost per hour up to \$35 per hour. If an elected council member incurs costs greater than \$35 per hour due to having multiple children, children with special needs, lack of adequate childcare facilities or services or another extenuating circumstance, a local government may reimburse the member for the actual costs upon the provision of sufficient receipts/evidence to satisfy the local government that the expense has been legitimately incurred.
- (7) The extent to which an elected council member can be reimbursed for intrastate or interstate travel and accommodation costs incurred in any of the circumstances referred to in regulation 32(1) of the LG Regulations is at the same rate applicable to the reimbursement of travel and accommodation costs in the same or similar circumstances under the *Public Service Award 1992* issued by the Western Australian Industrial Relations Commission as at the date of this determination.
- (8) The extent to which an elected council member can be reimbursed for any other cost incurred under regulation 32(1) of the LG Regulations is the actual cost upon presentation of sufficient evidence of the cost incurred.

PART 9 ANNUAL ALLOWANCES IN LIEU OF REIMBURSEMENT OF EXPENSES

This Part deals with annual allowances that a local government or regional local government council may decide to pay.

9.1 General

- (1) Pursuant to Section 5.99A of the LG Act, a local government or regional local government council may decide by absolute majority that instead of reimbursing elected council members under the LG Act Section 5.98(2) for all of a particular type of expense, it will pay all elected council members, for that type of expense, the annual allowance determined in Section 9.2 of this Part or, as the case requires, an annual allowance within the range determined in that section.
- (2) Where a local government or regional local government council has decided to pay elected council members an annual allowance for an expense of a particular type instead of reimbursing expenses of that type under Section 5.98(2) of the LG Act, Section 5.99A of the LG Act provides for reimbursement of expenses of that type in excess of the amount of the allowance.
- (3) In determining the maximum annual allowance for expenses of a particular type, the Tribunal has taken into account a range of factors including the:
 - (a) intent of the allowance to reflect the extent and nature of the expenses incurred and not to result in a windfall gain for council members
 - (b) capacity of local governments to set allowances appropriate to their varying operational needs
 - (c) particular practices of local governments in the provision and use by elected council members of information and communication technology (e.g. laptops/computers)
 - (d) varying travel requirements of elected council members in local governments associated with geography, isolation and other factors.
- (4) With respect to ICT expenses, the annual allowance is provided to cover expenses incurred by an elected council member if they purchase ICT equipment and for related expenses. If ICT equipment is supplied to elected council members by a local government, the allowance is to be reduced by the cost of the supplied ICT equipment.

9.2 Annual allowances determined instead of reimbursement for particular types of expenses for Elected Council Members

(1) In this Part,

ICT expenses means:

- (a) rental charges in relation to one telephone and one facsimile machine, as prescribed by regulation 31(1)(a) of the LG Regulations;
- (b) any other expenses that relate to information and communications technology (for example, telephone call charges and internet service provider fees) and that are a kind of expense prescribed by regulation 32(1) of the LG Regulations; or
- (c) any expenses related to ICT equipment that is incurred in the course of an elected council member undertaking their duties.

Travel and accommodation expenses means:

- (a) travel costs, as prescribed by regulation 31(1)(b) of the LG Regulations; or
- (b) any other expenses that relate to travel or accommodation and that are a kind of expense prescribed by regulation 32(1) of the LG Regulations.

- (2) For the purposes of Section 5.99A(b) of the LG Act, the minimum annual allowance for ICT expenses is **\$500** and the maximum is **\$3,500**.
- (3) For the purposes of Section 5.99A(a) of the LG Act, the annual allowance for travel and accommodation expenses is **\$100**.

SCHEDULE 1: LOCAL GOVERNMENT BAND CLASSIFICATIONS

Local Government Band Classifications	
Local Government	Band
Albany City	1
Armadale City	1
Ashburton Shire	2
Augusta-Margaret River Shire	2
Bassendean Town	3
Bayswater City	1
Belmont City	1
Beverley Shire	4
Boddington Shire	4
Boyup Brook Shire	4
Bridgetown-Greenbushes Shire	3
Brookton Shire	4
Broome Shire	2
Broomehill-Tambellup Shire	4
Bruce Rock Shire	4
Bunbury City	1
Busselton City	1
Cambridge Town	2
Canning City	1
Capel Shire	3
Carnamah Shire	4
Carnarvon Shire	2
Chapman Valley Shire	4
Chittering Shire	3
Christmas Island Shire	3
Claremont Town	3
Cocos (Keeling) Islands Shire	4
Cockburn City	1
Collie Shire	3
Coolgardie Shire	3
Coorow Shire	4
Corrigin Shire	4
Cottesloe Town	3
Cranbrook Shire	4

Local Government Band Classifications	
Local Government	Band
Cuballing Shire	4
Cue Shire	4
Cunderdin Shire	4
Dalwallinu Shire	3
Dandaragan Shire	3
Dardanup Shire	3
Denmark Shire	3
Derby-West Kimberley Shire	2
Donnybrook Balingup Shire	3
Dowerin Shire	4
Dumbleyung Shire	4
Dundas Shire	4
East Fremantle Town	3
East Pilbara Shire	2
Esperance Shire	2
Exmouth Shire	3
Fremantle City	1
Gingin Shire	3
Gnowangerup Shire	4
Goomalling Shire	4
Gosnells City	1
Greater Geraldton City	1
Halls Creek Shire	3
Harvey Shire	2
Irwin Shire	3
Jerramungup Shire	4
Joondalup City	1
Kalamunda Shire	2
Kalgoorlie-Boulder City	1
Karratha City	1
Katanning Shire	3
Kellerberrin Shire	4
Kent Shire	4
Kojonup Shire	3
Kondinin Shire	4

Local Government Band Classifications	
Local Government	Band
Koorda Shire	4
Kulin Shire	4
Kwinana City	1
Lake Grace Shire	4
Laverton Shire	3
Leonora Shire	3
Mandurah City	1
Manjimup Shire	2
Meekatharra Shire	3
Melville City	1
Menzies Shire	4
Merredin Shire	3
Mingenew Shire	4
Moora Shire	3
Morawa Shire	4
Mosman Park Town	3
Mount Magnet Shire	4
Mount Marshall Shire	4
Mukinbudin Shire	4
Mundaring Shire	2
Murchison Shire	4
Murray Shire	2
Nannup Shire	4
Narembeen Shire	4
Narrogin Shire	3
Nedlands City	2
Ngaanyatjarraku Shire	4
Northam Shire	2
Northampton Shire	3
Nungarin Shire	4
Peppermint Grove Shire	4
Perenjori Shire	4
Perth City	1
Pingelly Shire	4
Plantagenet Shire	3

Local Government Band Classifications	
Local Government	Band
Port Hedland Town	1
Quairading Shire	4
Ravensthorpe Shire	3
Rockingham City	1
Sandstone Shire	4
Serpentine-Jarrahdale Shire	2
Shark Bay Shire	4
South Perth City	2
Stirling City	1
Subiaco City	2
Swan City	1
Tammin Shire	4
Three Springs Shire	4
Toodyay Shire	3
Trayning Shire	4
Upper Gascoyne Shire	4
Victoria Park Town	2
Victoria Plains Shire	4
Vincent City	2
Wagin Shire	4
Wandering Shire	4
Wanneroo City	1
Waroona Shire	3
West Arthur Shire	4
Westonia Shire	4
Wickepin Shire	4
Williams Shire	4
Wiluna Shire	4
Wongan-Ballidu Shire	4
Woodanilling Shire	4
Wyalkatchem Shire	4
Wyndham-East Kimberley Shire	2
Yalgoo Shire	4
Yilgarn Shire	3
York Shire	3

Signed on 2 April 2026



E Prof M Seares AO
CHAIRPERSON



Dr M Schaper
MEMBER



Mr O Whittle
MEMBER

SALARIES AND ALLOWANCES TRIBUNAL



POLICY NO:

CnG CP042 – COUNCILLOR FEES POLICY**GOVERNANCE INFORMATION**

Procedure Link:	NA	Administrative Policy Link:	NA
------------------------	----	------------------------------------	----

ADMINISTRATION INFORMATION

Version								
Version	1	CP042	OCM:	30/08/17	Res:	238/17	Synopsis	Policy created.
Version	2		SCM	26/07/18	Res:	251-18	Synopsis	Reviewed and Adopted by Council
Version	3	CnG CP042	OCM	30/09/20	Res:	270-20	Synopsis	Reviewed and Adopted by Council
Version	4	CnG CP042	OCM	25/08/21	Res:	266-21	Synopsis	Reviewed and Adopted by Council
Version	5	CnG CP042	OCM	28/09/22	Res:	243-22	Synopsis	Reviewed and Adopted by Council
Version	6	CnG CP042	OCM	23/10/24	Res:	275-24	Synopsis	Reviewed and Adopted by Council
Version	7	CnG CP402	OCM	23/07/25	Res:	205-25	Synopsis	Reviewed and Adopted by Council

1. RESPONSIBLE DIRECTORATE

Corporate & Governance

2. PURPOSE OR OBJECTIVE

This policy provides direction and guidelines on the payment of elected members fees and allowances.

The *Local Government Act 1995* - Section 5.98 and the *Local Government (Administration) Regulations 1996* permits a payment to Councillors for attending Council and committee meetings and the reimbursement of prescribed expenses. The Salaries and Allowances Tribunal (SAT) determines minimum and maximum fees.

The Salaries and Allowances Tribunal (SAT) is empowered to determine certain payments that are to be made or reimbursed to elected Council members. Where the SAT has chosen to determine minimum and maximum amounts for fees, expenses or allowances, there is an obligation on Local Governments to set the amounts to be paid or reimbursed within the range determined.

SAT has determined four categories (or bands) and has assessed each Local Government to be categorised from Band 1 (largest Councils) through to Band 4 (smallest). Shire of Dardanup has been categorised as Band 3.

The Policy Objectives are:

- To outline the support that will be provided to Councillors through the payment of allowances and reimbursement of expenses incurred in accordance with the Local Government Act 1995 while performing the official duties of office; and
- Ensure legislative requirements are adhered to.

The Council shall meet entitlements and reimburse out of pocket expenses that are reasonably incurred as a Councillor and in accordance with the Policy.

3. REFERENCE DOCUMENTS

All payments are to comply with the following legislative requirements:

- Local Government Act 1995 – s5.98, s5.98A, s5.99, s5.99A, s5.101A, s5.102AA
- Local Government (Administration) Regulations 1996 – r30, r31, r32
- Superannuation Guarantee (Administration) Act 1992 (SGAA)

4. POLICY**4.1 Eligibility to Fees and Allowances whilst a Councillor**

The Act provides for the payment of sitting fees, allowances and reimbursement of specific expenses related to or incurred in performing the role of Councillor for the Shire of Dardanup. These are processed each financial year following the adoption of the budget.

Councillors' fees and allowances shall generally be payable monthly in arrears. Where a Councillor does not hold office throughout the payment period, an amount of one twelfth of the annual fee is to be paid for each month or part of a month that the member held office.

4.2 Fees for Attending Meetings

All Councillors who attend Council or committee meetings are entitled to be paid a sitting fee. The fees can be paid based on individual meetings or as an annual fee, in accordance with Section 5.99 of the Act and Regulation 30 of the Administration Regulations.

The Shire of Dardanup's policy is for an annual meeting fee to be paid in lieu of Council and Committee meeting attendance fees, which shall be within the prescribed range set by the SAT, regardless of the meeting structure in place, or the number of meetings attended by a particular Councillor. The annual meeting fee, set within this SAT prescribed payment band, shall be determined by Council as part of the annual budget adoption and is based on 80% of the maximum band value.

4.3 President Local Government Allowance

The prescribed range for the payment of the annual Local Government allowance for the President is determined by the SAT and shall be set by Council as part of the annual budget adoption process in accordance with Section 5.98(5) of the Act and Regulation 30 of the Administration Regulations and is based on 80% of the maximum band value. The President's allowance shall generally be payable monthly in arrears.

Where the President does not hold office throughout the payment period an amount of one twelfth of the annual fee is to be paid for each month or part of a month that the President held office.
The expenditure of the allowance is at the discretion of the President.

4.4 Deputy President Local Government Allowance

The prescribed range for the payment of the annual Local Government allowance for the Deputy President is determined by the SAT and shall be set by Council as part of the annual budget adoption process in accordance with Section 5.98(5) of the Act and Regulation 30 of the Administration Regulations and is based on 80% of the maximum band value. The Deputy President's allowance shall generally be payable monthly in arrears.

Where the Deputy President does not hold office throughout the payment period an amount of one twelfth of the annual fee is to be paid for each month or part of a month that the Deputy President held office.

The expenditure of the allowance is at the discretion of the Deputy President.

4.5 Superannuation Guarantee

In accordance with Council Resolution/s, as adopted as part of the Annual Budget process, Councillors are entitled to the Superannuation Guarantee (SG) as applicable under legislation (12% from 1 July 2025 and onwards) and as contained within the Superannuation Guarantee (Administration) Act 1992 (SGAA).

Superannuation Guarantee is calculated based on the following allowances:

- Fees for Attending Meetings (section 4.2 of this policy);
- President Local Government Allowance (section 4.3 of this policy);
- Deputy President Local Government Allowances (section 4.4 of this policy)

Councillors may 'Opt-Out' of receiving the SG should they choose not to receive the Superannuation Guarantee payment to a complying superannuation fund.

4.6 Reimbursement of ICT Expenses

All Councillors are entitled to be paid an annual allowance in lieu of telecommunications expenses within the prescribed range determined by the SAT and shall be set by Council as part of the annual budget adoption process, with the allowance based on 80% of the maximum band value.

The annual Information & Communications Technology (ICT) allowance shall be in accordance with Section 5.99A of the Act instead of reimbursement under section 5.98(2) for the actual cost related to Information and Communications Technology that might otherwise have been approved for the reimbursement under Regulation 31 and 32 of the Administration Regulations.

The allowance is for costs relating to telephone usage including plans/contracts, rentals, mobile phones, mobile devices, extra telephone lines, call cost, internet service provider fees and consumables incurred while performing the functions of the Councillor. Councillors allowance shall generally be payable monthly in arrears.

4.7 Authorised Functions

For the purpose of Regulation 32(1)(a) of the Administration Regulations, express authority of the Council is given to Councillors to attend the following functions:

- a) Attendance by a Councillor at any working group meeting, ordinary or special briefing session and Council forum, notice of which has been given by the Chief Executive Officer.
- b) Attendance by a Councillor at any meeting or anybody to which the Councillor has been appointed by the Council or to a secondary body as approved by the Chief Executive Officer (but not including any meeting of a regional Local Government).
- c) Attendance by a Councillor at any annual or special electors' meeting.
- d) Attendance by a Councillor at a Shire of Dardanup civic function to which all Councillors are invited.
- e) Attendance by a Councillor at a citizenship ceremony conducted by the Council.
- f) Attendance by a Councillor at any ceremony for the presentation by the Council of awards to school students by any Councillor responsible for presentation of the awards.
- g) Attendance by a Councillor at any site where:
 - The site is the subject of an item of business on an agenda for a Council briefing session or a Council meeting; and
 - The attendance occurs between the issue of the agenda and the Council briefing session or the Council meeting.
- h) Attendance by a Councillor at a meeting with the Chief Executive Officer or a Director of the Council at the request of the Chief Executive Officer or a Director.
- i) Attendance by the President at a meeting or function of anybody including any State Government body, in their capacity as the President, including attendance by the Deputy President or a Councillor in place of the President; and
- j) Any other function, meeting, or event in their role as a Councillor that is supported by a written invitation.

4.8 Reimbursement of Expenses

Councillor reimbursement of expenses shall generally be payable quarterly in arrears and on receipt of evidenced expenditure incurred (i.e. logbook / receipts).

4.8.1 Reimbursement of Childcare Expenses as a Result of Attendance at an Authorised Function, Meeting of Council or Committee

In accordance with Section 5.98(2)(a) of the Act and Regulations 31(1)(b) of the Administration Regulations, a Councillor who incurs child care costs (where they are a parent or legal guardian) because of the

Councillor's attendance at a Council meeting or meeting of a committee (of which he or she is a member), is entitled to be reimbursed the actual cost per hour or the prescribed amount as determined by the Salaries and Allowances Tribunal whichever is the lesser amount.

Childcare costs will not be paid for where the care is provided by a member of the immediate family or relative living in the same premises as the Council member.

Claims must be made on the claim form provided and be accompanied by a receipt or invoice detailing the date, number of hours, rate and function attended and the details of the service provider.

4.8.2 Reimbursement of Travel and Parking Expenses Because of Attendance at an Authorised Function, Meeting of Council or Committee

It is noted that under Section 5.98(2)(a) of the Act and Regulations 31(1)(b) of the Administration Regulation, a Councillor who incurs travel expenses because of the Councillor's attendance at a Council meeting or meeting of a committee of which he or she is a member, or authorised function is entitled to be reimbursed for travel from the person's place of residence or work to the meeting and back.

If transportation is provided by another Councillor, then only that Councillor is entitled to claim the actual cost applicable.

Claims for travel must be made on the claim form provided and be accompanied by a receipt or invoice for the actual cost detailing the date, function attended, and the expense incurred. In accordance with Clause 8.2(5) of the *Salaries and Allowance Tribunal Determination* dated 8 April 2021, a claim for travel using the Councillor's own vehicle may be made based on the same rate contained in Section 30.6 of the *Local Government Officers' (Western Australia) Award 2021* (currently \$0.6866 per kilometre for a vehicle with an engine displacement of between 1600 to 2600cc in the South West Land Division), to which the person would be entitled for that expense in the same circumstances.

Parking costs are to be reimbursed at the actual cost upon production of a receipt.

4.9 Claim for Reimbursement

Councillor reimbursement of expenses shall generally be payable monthly in arrears and on receipt of evidenced expenditure incurred (i.e. logbook / receipts).

In submitting claims for reimbursement, the Councillor shall detail the date of the claim, particulars of the claim and nature of business, e.g. the amount paid for childcare costs, distance travelled, vehicle displacement and the total travelled in kilometres and certify the accuracy of such information.

Parking fees will only be reimbursed if receipts accompany claim. This should be accompanied by supporting documentation where applicable.

Expenses for the quarter ended or month of June are to be submitted by 15 July.

Failure to present claims within identified time periods will be considered by the Chief Executive Officer and may result in the non-payment of the claim particularly if the claim relates to a former financial period. Under no circumstances is any reimbursement to be made in connection with costs incurred for re-election to the office of Councillor.

RISK ASSESSMENT TOOL

REPORT TITLE: Elected Member Fees, Expenses & Allowances 2026/27

RISK THEME PROFILE:

3 - Failure to Fulfil Compliance Requirements (Statutory, Regulatory)

Choose an item.

Choose an item.

Choose an item.

RISK ASSESSMENT CONTEXT: Strategic

CONSEQUENCE CATEGORY	RISK EVENT	PRIOR TO TREATMENT OR CONTROL			RISK ACTION PLAN (Treatment or controls proposed)	AFTER TREATMENT OR CONTROL		
		CONSEQUENCE	LIKELIHOOD	INHERENT RISK RATING		CONSEQUENCE	LIKELIHOOD	RESIDUAL RISK RATING
HEALTH	No risk event identified for this category.	Not Required - No Risk Identified	N/A	N/A	Not required.	Not required.	Not required.	Not required.
FINANCIAL IMPACT	Elected Member Fees and Allowances form part of the Annual Budget process	Moderate (3)	Unlikely (2)	Moderate (5 - 11)	Not required.	Not required.	Not required.	Not required.
SERVICE INTERRUPTION	No risk event identified for this category.	Not Required - No Risk Identified	N/A	N/A	Not required.	Not required.	Not required.	Not required.
LEGAL AND COMPLIANCE	Risk of Council breaching the Local Government Act 1995 – Risk that the Member Fees and Allowances are not adopted.	Major (4)	Unlikely (2)	Moderate (5 - 11)	Not required.	Not required.	Not required.	Not required.
REPUTATIONAL	No risk event identified for this category.	Not Required - No Risk Identified	N/A	N/A	Not required.	Not required.	Not required.	Not required.
ENVIRONMENT	No risk event identified for this category.	Not Required - No Risk Identified	N/A	N/A	Not required.	Not required.	Not required.	Not required.
PROPERTY	No risk event identified for this category.	Not Required - No Risk Identified	N/A	N/A	Not required.	Not required.	Not required.	Not required.



DEBT MANAGEMENT PLAN

2026/27
TO
2035/36

Introduction

The use of debt as a means of funding asset acquisitions, renewals and maintenance is a useful mechanism for allocating the costs of such works over a time frame that reflects when residents will benefit from the assets.

The total debt ratio is projected to remain above the 3% target over the period, with existing debt exceeding the indicative maximum. This indicates limited capacity for additional borrowings at this time.

There is a practical limit beyond which debt servicing costs (principal, interest repayments and government guarantee fees) may begin to constrain Council's ability to maintain current service levels. Accordingly, it is important that debt is carefully planned, managed and monitored to ensure it remains sustainable.

It is therefore critical that debt funding is appropriately planned and monitored if Council is to maintain the capacity to effectively use this funding source.

Strategic planning allows Council to develop targets and standards for debt that are strategic in nature, rather than relying on debt as a response to current financial requirements.

Council's Debt Strategy will require Council to consider:

1. The circumstances under which borrowings are made.
2. The impact borrowings will have strategically
3. If the return on the debt (in commercial situations) can service the debt itself.

Debt Strategy

Comparison of Funding Options

Council should investigate all funding options and compare the advantages and disadvantages of each. There are a number of funding options for asset management available to Council.

- Government grants shall be sourced where possible as a first option.
- Investigation of Public / Private Partnerships.
- Council maintain its 1/3 contribution policy for groups & clubs projects. (1/3 Community, 1/3 Council, 1/3 Grants).
- That regard to the life of the asset is given to the life of the loan, and matched where possible.
- That consideration be given that infrastructure that is commercial in nature be self funded.
- That loans are only raised where identified in Council's 10 Year Asset Management Plans.
- Reserve Funds shall be utilised up to amounts prescribed in Council's 10 Year Asset Management Plans.
- That self supporting loans be available to community groups for project funding.

Long Term Sustainability of Council

Level of borrowings shall be within acceptable limits to ensure long term sustainability. Council is to ensure that debt levels do not exceed these limits so that debt service costs combined with the operational requirements can be met on a sustainable basis.

Council adopts the following indicators as established by the The Western Australian Treasury Corporation (WATC) as a measure of debt service ability. It must be noted that WATC will not automatically approve funds to a Local Government Authorities if these indicators are not met. Any lending would need prior approval by the board of the WATC.

Debt Indicators

In the:

- a) preceding financial year;
- b) the current financial year; and
- c) the following financial year.

Debt Service Cover Ratio ideally is not less than 200%

Debt Service Ratio - does not exceed 10%

Gross Debt to Revenue Ratio ideally not exceed 60%

Where any of these ratios are outside these limits, Council may consider the deferment or a reduction in borrowings to meet these adopted indicators.

Definitions

Debt Service Cover Ratio

Operating Surplus (excluding grants for the development of assets) before Interest and Depreciation as a % of Principal and Interest repayments (includes Govt Guarantee fee). Measures a Council's ability to service debt out of its uncommitted or general purpose fund available for its operations.

Debt Service Ratio

Debt Service Cost (Total borrowing repayments) as a % of Available Operating Revenue (Operating Revenue + Self Supporting Loan Principal *less* Specific purpose grants of a capital nature).

Gross Debt to Revenue Ratio

Gross Debt (All borrowing and overdrafts) as a % of Total Revenue (Total operating Revenue less specific purpose grants).

Outstanding Debt

Existing Loans	Loan #	Financial Year										
		25/26	26/27	27/28	28/29	29/30	30/31	31/32	32/33	33/34	34/35	35/36
Land - Depot	66	113,135.40	38,474.09									
Glen Houn Oval Club Rooms	69	693,206.27	641,476.71	587,741.66	531,923.38	473,941.10	413,710.93	351,145.71	286,154.93	218,644.54	148,516.87	75,670.44
Developer Contribution Plan	70	388,449.58	312,973.58	236,406.51	158,732.59	79,935.84	0.00					
FOGO Waste Bins	71	142,370.12	95,812.39	48,361.40	0.00							
R&J Fishwick Sports Pavilion	72	631,389.83	606,332.14	580,094.10	552,620.13	523,851.99	493,728.72	462,186.50	429,158.48	394,574.67	358,361.80	320,443.11
Eaton Admin / Library - Part 1	73	5,397,972.35	5,179,119.23	4,950,496.43	4,711,667.83	4,462,177.83	4,201,550.50	3,929,288.66	3,644,872.96	3,347,760.84	3,037,385.52	2,713,154.94
Eaton Admin / Library - Part 2	74	1,410,183.20	1,361,643.76	1,310,510.38	1,256,644.47	1,199,899.99	1,140,123.12	1,077,151.80	1,010,815.33	940,933.87	867,317.98	789,768.09
ERP Project	75	1,525,922.56	1,448,131.93	1,366,441.97	1,280,657.23	1,190,572.46	1,095,972.10	996,629.82	892,307.92	782,756.79	667,714.32	546,905.24
Total Existing Loans		10,302,629.32	9,683,963.83	9,080,052.46	8,492,245.63	7,930,379.20	7,345,085.37	6,816,402.50	6,263,309.62	5,684,670.71	5,079,296.48	4,445,941.82
Proposed Loans												
Total Proposed Loans		0.00	0.00	0.00	0.00	0.00	0.00	0.00	0.00	0.00	0.00	0.00
Less Self Supporting Loans												
Nil	New											
Total SSL		0.00	0.00	0.00	0.00	0.00	0.00	0.00	0.00	0.00	0.00	0.00
Total Net Borrowings		10,302,629.32	9,683,963.83	9,080,052.46	8,492,245.63	7,930,379.20	7,345,085.37	6,816,402.50	6,263,309.62	5,684,670.71	5,079,296.48	4,445,941.82

(Appendix IPC: 8.6A)

Total Borrowing Repayments - Principal & Interest (Includes Govt Guarantee Fee)

		25/26	26/27	27/28	28/29	29/30	30/31	31/32	32/33	33/34	34/35	35/36
Existing Loans	Loan #											
Land - Depot	66	79,835.02	79,393.67	39,320.73	0.00	0.00	0.00	0.00	0.00	0.00	0.00	0.00
Glen Houn Oval Club Rooms	69	82,805.59	82,448.21	82,086.74	81,688.78	81,286.56	80,869.30	80,442.59	79,986.24	79,519.19	79,032.75	78,528.87
Developer Contribution Plan	70	83,987.33	83,473.19	82,928.30	82,373.32	81,799.86	81,211.48	0.00	0.00	0.00	0.00	0.00
FOGO Waste Bins	71	49,950.77	49,597.60	49,237.65	49,055.09	0.00	0.00	0.00	0.00	0.00	0.00	0.00
R&J Fishwick Sports Pavilion	72	58,727.27	58,558.41	58,382.07	58,208.08	58,002.57	57,799.56	57,587.00	57,373.28	57,132.33	56,887.65	56,631.77
Eaton Admin / Library - Part 1	73	493,341.63	491,843.29	490,368.70	488,633.99	486,925.59	485,140.92	483,359.86	481,334.49	479,294.54	477,169.22	475,004.21
Eaton Admin / Library - Part 2	74	132,367.84	132,033.18	131,708.40	131,311.47	130,922.60	130,513.79	130,105.16	129,634.72	129,158.49	128,657.75	128,148.49
ERP Project	75	163,358.25	162,830.95	162,299.67	161,686.32	161,072.23	160,427.36	159,772.17	159,042.03	158,292.23	157,508.01	156,696.14
Total Existing Loans		1,144,373.71	1,140,178.50	1,096,332.25	1,052,957.05	1,000,009.41	995,962.41	911,266.77	907,370.76	903,396.77	899,255.38	895,009.47
Proposed Loans												
Total Proposed Loans		0.00	0.00	0.00	0.00	0.00	0.00	0.00	0.00	0.00	0.00	0.00
<i>Less Self Supporting Loans</i>												
Nil	New	0.00	0.00	0.00	0	0	0	0	0	0	0	0
Total SSL		0.00	0.00	0.00	0.00	0.00	0.00	0.00	0.00	0.00	0.00	0.00
Total Net Repayments		1,144,373.71	1,140,178.50	1,096,332.25	1,052,957.05	1,000,009.41	995,962.41	911,266.77	907,370.76	903,396.77	899,255.38	895,009.47

(Appendix IPC: 8.6A)

Interest Repayments

	25/26	26/27	27/28	28/29	29/30	30/31	31/32	32/33	33/34	34/35	35/36
Existing Loans											
Loan #											
Land - Depot	66	6,800.99	3,852.59	782.95							
Glen Houn Oval Club Rooms	69	28,057.88	26,127.24	24,121.75	22,038.52	19,874.52	17,626.63	15,291.58	12,866.02	10,346.41	7,729.13
Developer Contribution Plan	70	6,399.94	5,324.41	4,233.34	3,126.50	2,003.66	864.58				
FOGO Waste Bins	71	3,373.81	2,497.36	1,604.09	693.69						
R&J Fishwick Sports Pavilion	72	30,238.32	29,111.07	27,930.73	26,694.78	25,400.62	24,045.50	22,626.54	21,140.74	19,584.96	17,955.89
Eaton Admin / Library - Part 1	73	245,299.49	235,947.29	226,177.61	215,971.80	205,310.40	194,173.08	182,538.58	170,384.71	157,688.28	144,425.09
Eaton Admin / Library - Part 2	74	76,209.33	73,746.99	71,153.07	68,420.53	65,541.96	62,509.57	59,315.12	55,949.97	52,404.98	48,670.55
ERP Project	75	78,315.06	74,601.87	70,702.54	66,607.76	62,307.72	57,792.14	53,050.22	48,070.60	42,841.37	37,350.02
Total Existing Loans		474,694.81	451,208.82	426,706.08	403,553.58	380,438.89	357,011.49	332,822.03	308,412.03	282,866.00	256,130.68
Proposed Loans											
Total Proposed Loans		0.00	0.00	0.00	0.00	0.00	0.00	0.00	0.00	0.00	0.00
Less Self Supporting Loans											
Nil	New										
Total SSL		0.00	0.00	0.00	0.00	0.00	0.00	0.00	0.00	0.00	0.00
Total Net Repayments		474,694.81	451,208.82	426,706.08	403,553.58	380,438.89	357,011.49	332,822.03	308,412.03	282,866.00	256,130.68
\$ Increase (Decrease)		59,337.84	(23,485.99)	(24,502.74)	(23,152.50)	(23,114.70)	(23,427.39)	(24,189.46)	(24,410.00)	(25,546.03)	(26,735.32)
% Increase (Decrease)		14.29%	(4.95%)	(5.43%)	(5.43%)	(5.73%)	(6.16%)	(6.78%)	(7.33%)	(8.28%)	(9.45%)

(Appendix IPC: 8.6A)

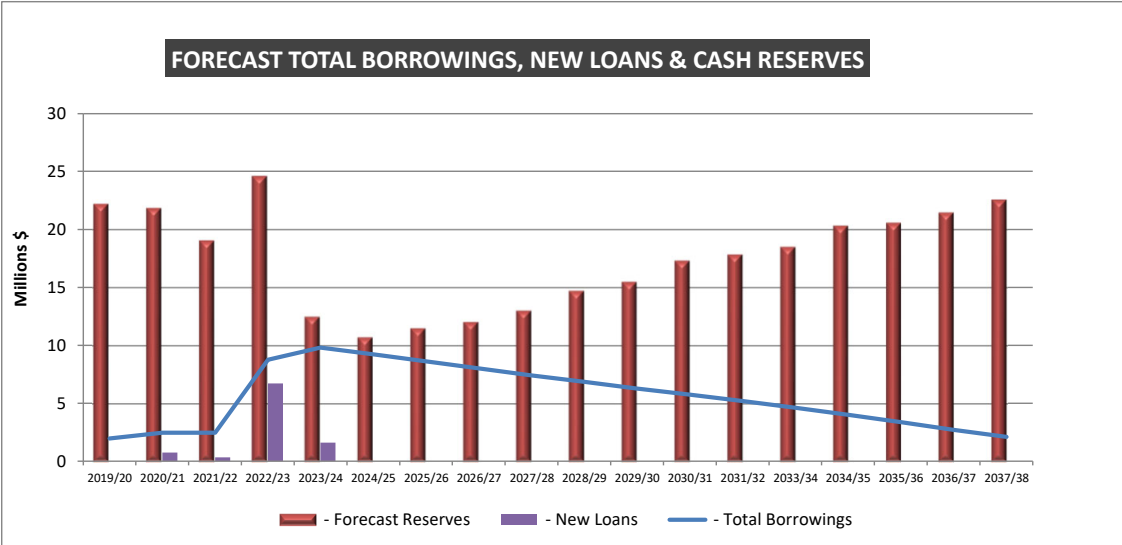
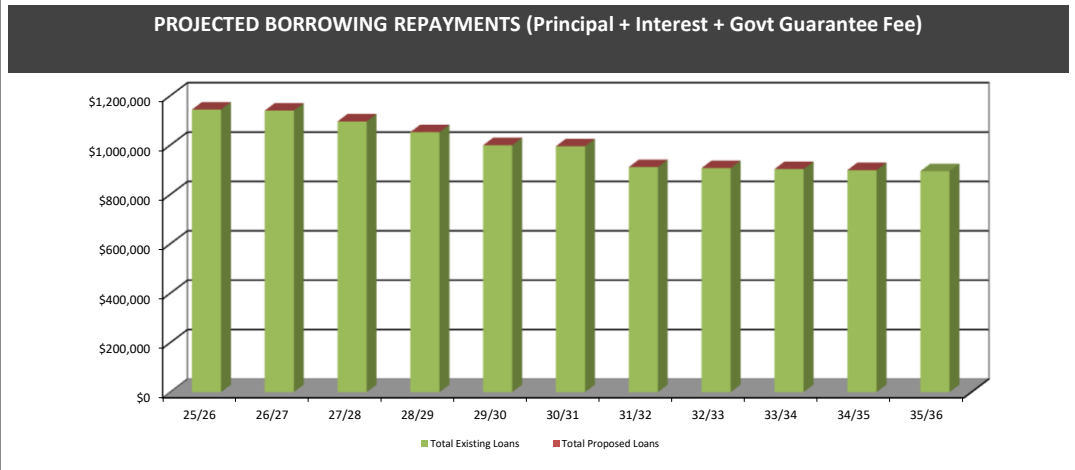
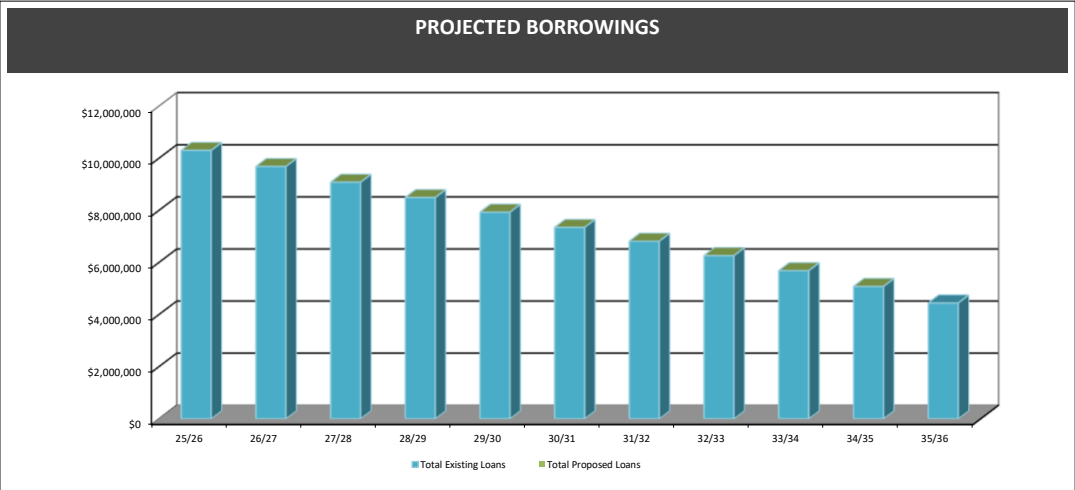
Principal Repayments

	25/26	26/27	27/28	28/29	29/30	30/31	31/32	32/33	33/34	34/35	35/36
Existing Loans											
Loan #											
Land - Depot	66	71,712.91	74,661.32	38,474.09							
Glen Houn Oval Club Rooms	69	49,798.92	51,729.56	53,735.05	55,818.28	57,982.28	60,230.17	62,565.22	64,990.78	67,510.39	70,127.67
Developer Contribution Plan	70	74,400.48	75,476.00	76,567.07	77,673.92	78,796.76	79,935.84				
FOGO Waste Bins	71	45,681.28	46,557.73	47,450.99	48,361.40	0.00					
R&J Fishwick Sports Pavilion	72	23,930.45	25,057.69	26,238.04	27,473.98	28,768.14	30,123.27	31,542.22	33,028.02	34,583.81	36,212.88
Eaton Admin / Library - Part 1	73	209,500.92	218,853.11	228,622.80	238,828.61	249,490.00	260,627.33	272,261.83	284,415.70	297,112.12	310,375.32
Eaton Admin / Library - Part 2	74	46,077.11	48,539.45	51,133.37	53,865.91	56,744.48	59,776.87	62,971.32	66,336.47	69,881.46	73,615.89
ERP Project	75	74,077.44	77,790.63	81,689.96	85,784.74	90,084.78	94,600.35	99,342.28	104,321.90	109,551.13	115,042.48
Total Existing Loans		595,179.50	618,665.49	603,911.37	587,806.83	561,866.44	585,293.83	528,682.87	553,092.87	578,638.91	605,374.23
Proposed Loans											
Total Proposed Loans		0.00	0.00	0.00	0.00	0.00	0.00	0.00	0.00	0.00	0.00
Less Self Supporting Loans											
Nil											
Total SSL		0.00	0.00	0.00	0.00	0.00	0.00	0.00	0.00	0.00	0.00
Total Net Repayments		595,179.50	618,665.49	603,911.37	587,806.83	561,866.44	585,293.83	528,682.87	553,092.87	578,638.91	605,374.23
\$ Increase (Decrease)		93,054.66	23,485.99	(14,754.13)	(16,104.54)	(25,940.39)	23,427.39	(56,610.96)	24,410.00	25,546.03	26,735.32
% Increase (Decrease)		18.53%	3.95%	(2.38%)	(2.67%)	(4.41%)	4.17%	(9.67%)	4.62%	4.62%	4.62%

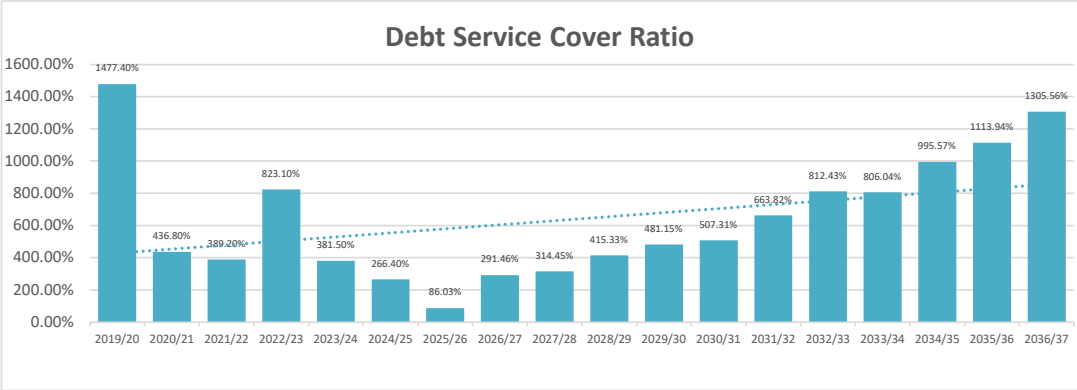
(Appendix IPC: 8.6A)

State Guarantee Fee

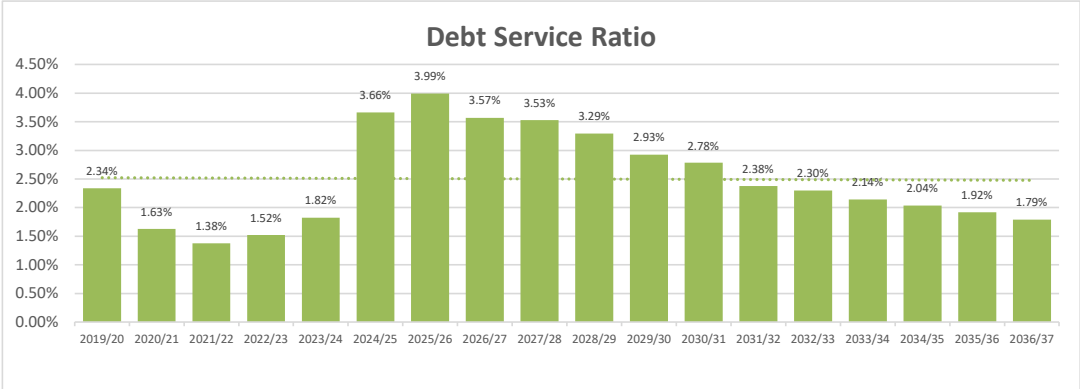
	25/26	26/27	27/28	28/29	29/30	30/31	31/32	32/33	33/34	34/35	35/36
Existing Loans											
Loan #											
Land - Depot	66	1,321.12	879.77	63.69							
Glen Houn Oval Club Rooms	69	4,948.79	4,591.41	4,229.94	3,831.98	3,429.76	3,012.50	2,585.79	2,129.44	1,662.39	1,175.95
Developer Contribution Plan	70	3,186.92	2,672.78	2,127.89	1,572.91	999.45	411.07	0.00			
FOGO Waste Bins	71	895.68	542.51	182.56	0.00						
R&J Fishwick Sports Pavilion	72	4,558.51	4,389.65	4,213.31	4,039.31	3,833.80	3,630.80	3,418.23	3,204.52	2,963.57	2,718.89
Eaton Admin / Library - Part 1	73	38,541.22	37,042.88	35,568.29	33,833.58	32,125.18	30,340.51	28,559.45	26,534.08	24,494.13	22,368.81
Eaton Admin / Library - Part 2	74	10,081.40	9,746.74	9,421.96	9,025.03	8,636.16	8,227.35	7,818.72	7,348.28	6,872.05	6,371.31
ERP Project	75	10,965.75	10,438.45	9,907.17	9,293.82	8,679.73	8,034.86	7,379.67	6,649.53	5,899.73	5,115.51
Total Existing Loans		74,499.40	70,304.18	65,714.80	61,596.64	57,704.09	53,657.09	49,761.86	45,865.85	41,891.87	37,750.47
Proposed Loans											
Total Proposed Loans		0.00	0.00	0.00	0.00	0.00	0.00	0.00	0.00	0.00	0.00
Less Self Supporting Loans											
Nil											
Total SSL		0.00	0.00	0.00	0.00	0.00	0.00	0.00	0.00	0.00	0.00
Total Net Repayments		74499.39511	70,304.18	65,714.80	61,596.64	57,704.09	53,657.09	49,761.86	45,865.85	41,891.87	37,750.47
\$ Increase (Decrease)		5,126.42	(4,195.21)	(4,589.38)	(4,118.17)	(3,892.55)	(4,047.00)	(3,895.23)	(3,896.01)	(3,973.98)	(4,141.40)
% Increase (Decrease)		7.39%	(5.63%)	(6.53%)	(6.27%)	(6.32%)	(7.01%)	(7.26%)	(7.83%)	(8.66%)	(9.89%)



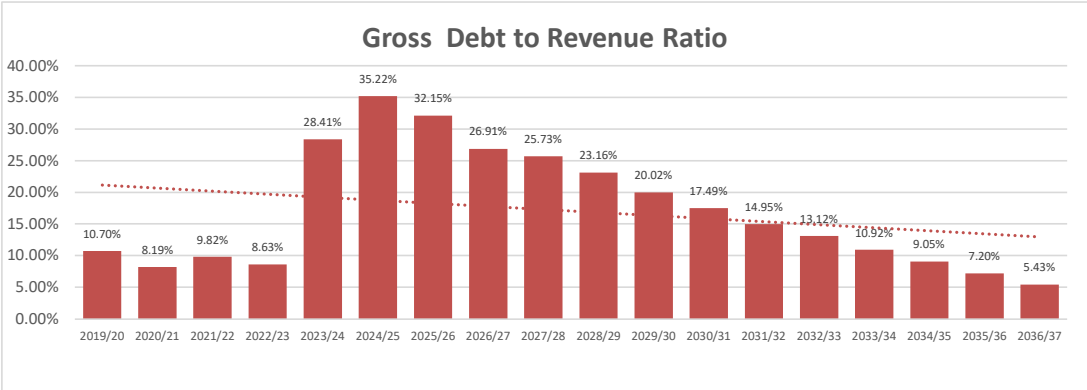
Debt Indicators



Minimum Limit = 200%



Maximum Limit = 10%



Maximum Limit = 60%

RISK ASSESSMENT TOOL								
REPORT TITLE:		Debt Management Plan 2026/27 – 2035/36						
RISK THEME PROFILE:		3 - Failure to Fulfil Compliance Requirements (Statutory, Regulatory) Choose an item. Choose an item. Choose an item.						
RISK ASSESSMENT CONTEXT:		Strategic						
CONSEQUENCE CATEGORY	RISK EVENT	PRIOR TO TREATMENT OR CONTROL			RISK ACTION PLAN (Treatment or controls proposed)	AFTER TREATMENT OR CONTROL		
		CONSEQUENCE	LIKELIHOOD	INHERENT RISK RATING		CONSEQUENCE	LIKELIHOOD	RESIDUAL RISK RATING
HEALTH	No risk event identified for this category.	Not Required - No Risk Identified	N/A	N/A	Not required.	Not required.	Not required.	Not required.
FINANCIAL IMPACT	Financial sustainability impacted through too much debt	Major (4)	Possible (3)	Moderate (5 - 11)	Not required.	Not required.	Not required.	Not required.
SERVICE INTERRUPTION	No risk event identified for this category.	Not Required - No Risk Identified	N/A	N/A	Not required.	Not required.	Not required.	Not required.
LEGAL AND COMPLIANCE	Compliance with budget, rating and integrated planning review and development process.	Major (4)	Rare (1)	Low (1 - 4)	Not required.	Not required.	Not required.	Not required.
REPUTATIONAL	Shire reputation can be negatively impacted if debt levels are considered excessive by the community. Borrowings can create reputational risk where they are perceived as poor financial management, lead to higher rates or reduced services, fail to deliver project outcomes, lack	Moderate (3)	Rare (1)	Low (1 - 4)	Not required.	Not required.	Not required.	Not required.

(Appendix IPC: 8.6B)

CONSEQUENCE CATEGORY	RISK EVENT	PRIOR TO TREATMENT OR CONTROL			RISK ACTION PLAN (Treatment or controls proposed)	AFTER TREATMENT OR CONTROL		
		CONSEQUENCE	LIKELIHOOD	INHERENT RISK RATING		CONSEQUENCE	LIKELIHOOD	RESIDUAL RISK RATING
	transparency, attract adverse audit findings, or generate political and media scrutiny.							
ENVIRONMENT	No risk event identified for this category.	Not Required - No Risk Identified	N/A	N/A	Not required.	Not required.	Not required.	Not required.
PROPERTY	No risk event identified for this category.	Not Required - No Risk Identified	N/A	N/A	Not required.	Not required.	Not required.	Not required.



Schedule of Fees and Charges

2026/27
Schedule of Fees and Charges

Contents

	Page		Page
Program 3 - General Purpose Income		Program 10 - Community Amenities	
3.1 - Rates & Debtors	1	10.1 - Waste Management	13
3.2 - Rates & Property Information Search	1	- Waste Charges (Domestic, Recycling, FOGO)	13
		- Refuse Site (Tip) Fees	14
Program 4 - Governance		- Recycling (Glass Only)	15
4.1 - Sale of Electoral Rolls (Removed)	N/A	- Septic Tank Fees	15
4.2 - Minutes & Agendas	2	10.2 - Town Planning & Regional Development	15
4.3 - Printing & Photocopying	2	10.3 - Cemetery Fees & Charges	18
4.4 - Freedom of Information	2	10.4 - Environment	20
4.5 - Election Nomination Deposit Fee	3		
		Program 11 - Recreation & Culture	
Program 5 - Law, Order & Public Safety		11.1 - Public Halls, Buildings, Sports Pavilion	20
5.1 - Fire Prevention	3	11.2 - Parks, Gardens & Reserves	22
5.2 - Animal Control - Dogs and Cats	3	11.3 - Eaton Recreation Centre	24
5.3 - Animal Control - Cattle Impounding	6	11.4 - Libraries	33
5.4 - Abandoned Vehicles	7		
5.5 - Abandoned Trolleys	7	Program 12 - Transport	
		12.1 - Special Plate Series	35
Program 7 - Health		- Verge Inspection Fees	35
7.1 - Licence	8	- Contribution to Works, Roads, Pathways	35
7.2 - Water Sampling	8		
7.3 - Other Charges - Health	9	Program 13 - Economic Services	
7.4 - Pet Meat	10	13.1 - Caravan Parks & Camping Grounds	35
7.5 - Offensive Trades, Public Health, Food	10	- Building Control	36
7.6 - Public Health	11	- Extractive Industries	37
7.7 - Food Hygiene - Health	11		
		Program 14 - Other Property & Services	
Program 8 - Education & Welfare		14.1 - Private Works	38
8.1 Make It Space	12	14.2 - Administration	39
		- Events Application Fees	39
		- Traffic Management Plan Preparation	39
		- Eaton Administration Building Room Hire	39
		- Dardanup Administration Building Room Hire	40

(Appendix IPC: 8.7A)

SHIRE OF DARDANUP - 2026/2027 SCHEDULE OF FEES & CHARGES						
General Description	Fees and Charges 2025/26 GST Excl	Fees and Charges 2026/27 GST Excl	GST Y/N	Fees and Charges 2026/27 GST Incl	Charge Type	Notes
PROGRAM 3 General Purpose Income						
3.1 Rates & Debtors						
3.1.1 Instalment Fee	\$ 45.00	\$ 45.00	N	\$ 45.00	Discretionary	Local Government Act 1995
3.1.2 Direct Debit Plan / Payment Arrangement (Annual Fee) Concession, State Concession, WA Seniors Cardholders)	\$ 45.00 No Charge	\$ 60.00 No Charge	N N	\$ 60.00 No Charge	Discretionary Discretionary	Local Government Act 1995
3.1.3 Rates Notice Re-issue (prior years)	\$ 15.00	\$ 15.00	N	\$ 15.00	Discretionary	ATO Private Ruling
3.1.4 Dishonoured Payment Administration Fee (Charged on 3rd Rejection)	\$ 18.00	\$ 30.00	N	\$ 30.00	Discretionary	ATO Private Ruling
3.1.5 Debt Recovery Costs - Court Filing Fees Plus Associated Travel Fees (as per Legal Fees incurred by Council)	At Cost	At Cost	N	At Cost	Discretionary	ATO Private Ruling
3.1.6 Administration Charge - Intention to Summons Letter	At Cost	At Cost	N	At Cost	Discretionary	ATO Private Ruling
3.1.7 Administration Charge - Lost / Damaged Library Book per book levied at invoice stage (No Charge if Books Returned)	\$ 15.00	\$ 15.00	N	\$ 15.00	Discretionary	ATO Private Ruling
3.1.8 Interest imposed on the late payment of rates, fees, charges and service charges - Rates and Charges Arrears	11.0%	11.0%	N	11.0%	Regulatory	Local Government Act 1995, S6.51, Waste Avoidance & Resource Recovery Act 2007, S68
3.1.9 Interest imposed on Rates, Fees and Charges Instalments	5.5%	5.5%	N	5.5%	Regulatory	Local Government Act 1995, S6.51, Waste Avoidance & Resource Recovery Act 2007, S68
3.2 Rates & Property Information Search Fees						
3.2.1 Rates & Property Inquiry Charge	\$ 40.00	\$ 40.00	N	\$ 40.00	Discretionary	Local Government Act 1995
3.2.2 Rates Inquiry and Orders & Requisitions	\$ 240.00	\$ 240.00	N	\$ 240.00	Discretionary	Local Government Act 1995
3.2.3 Government Agency Rates Enquiry Fee			N	Hourly Rate	Discretionary	Local Government Act 1995
3.2.4 Non Commercial Use Property Listing - Hard Copy	\$ 399.09	\$ 399.09	Y	\$ 439.00	Discretionary	Rates Book - LGA 1995
3.2.5 Non Commercial Use Property Listing - Electronic	\$ 349.09	\$ 349.09	Y	\$ 384.00	Discretionary	Rates Book - LGA 1995
PROGRAM 4 Governance						

(Appendix IPC: 8.7A)

SHIRE OF DARDANUP - 2026/2027 SCHEDULE OF FEES & CHARGES

General Description	Fees and Charges 2025/26 GST Excl	Fees and Charges 2026/27 GST Excl	GST Y/N	Fees and Charges 2026/27 GST Incl	Charge Type	Notes
4.1 <u>Sale of Electoral Rolls</u>						
4.1.1 COMMISSION ONLY				N/A	Discretionary	Service not provided
4.2 <u>Minutes & Agendas</u>						
4.2.1 website	No Charge	No Charge	N	No Charge	Discretionary	Local Government Act 1995
4.3 <u>Printing and Photocopying</u>						
4.3.1 Normal						
A4 B/W	\$ 0.91	\$ 0.91	Y	\$ 1.00	Discretionary	Moved to Library
A4 Colour	\$ 1.64	\$ 1.64	Y	\$ 1.80	Discretionary	Moved to Library
A3 B/W	\$ 1.41	\$ 1.41	Y	\$ 1.55	Discretionary	Moved to Library
A3 Colour	\$ 2.59	\$ 2.59	Y	\$ 2.85	Discretionary	Moved to Library
A2 B/W Print	\$ 10.32	\$ 10.32	Y	\$ 11.35	Discretionary	Moved to Library
A1 B/W Print	\$ 20.64	\$ 20.64	Y	\$ 22.70	Discretionary	Moved to Library
4.3.2 Own Paper Supplied						
A4 B/W	\$ 0.55	\$ 0.55	Y	\$ 0.60	Discretionary	Moved to Library
A4 Colour	\$ 1.41	\$ 1.41	Y	\$ 1.55	Discretionary	Moved to Library
A3 B/W	\$ 1.91	\$ 1.91	Y	\$ 2.10	Discretionary	Moved to Library
A3 Colour	\$ 2.09	\$ 2.09	Y	\$ 2.30	Discretionary	Moved to Library
4.3 <u>Freedom of Information</u>						
4.6.1 FOI Application	\$ 30.00	\$ 30.00	N	\$ 30.00	Regulatory	FOI Act 1992
4.6.2 FOI Investigation fee	\$30/Hour	\$30/Hour	N	\$ \$30/Hour	Regulatory	Per Hour (fee set under FOI Regs 1993)
4.6.3 FOI Photocopying (per copy)	\$ 0.20	\$ 0.20	N	\$ 0.20	Regulatory	Per Copy (fee set under FOI Regs 1993)

SHIRE OF DARDANUP - 2026/2027 SCHEDULE OF FEES & CHARGES						
General Description	Fees and Charges 2025/26 GST Excl	Fees and Charges 2026/27 GST Excl	GST Y/N	Fees and Charges 2026/27 GST Incl	Charge Type	Notes
4.4 Election Nomination Fees						
4.7.1 Election Nomination Deposit Fee	\$ 100.00	\$ 100.00	N	\$ 100.00	Regulatory	Local Government (Elections) Regulations 1997 - Regulation 26(1)
PROGRAM 5 Law, Order & Public Safety						
5.1 Fire Prevention						
5.1.1 Administration Fee (Arrange Fire Hazard Clearing)	\$ 127.00	\$ 133.00	N	\$ 133.00	Discretionary	Bush Fires Act 1954 and Local Government Act 1995
5.1.2 with Fire Prevention Order)	\$ 127.00	\$ 133.00	N	\$ 133.00	Discretionary	
5.1.3 Compliance with Order	At Cost	At Cost	Y	At Cost	Discretionary	
5.2 Animal Control						
5.2.1 Dog Tag Replacement (Transfer In)	\$ 10.20	\$ 10.70	N	\$ 10.70	Discretionary	Dog Act 1976
5.2.2 Ranger Fee			Y	At Cost	Discretionary	
5.2.3 Poundage - Dogs						
Impounding / Release Fee (plus sustenance)	\$ 195.00	\$ 205.00	N	\$ 205.00	Discretionary	(MOU)
Fee)	\$ 82.00	\$ 86.00	N	\$ 86.00	Discretionary	Holding of dog (not impounded)
5.2.4 Sustenance (per day) - Dogs	\$ 36.00	\$ 38.00	N	\$ 38.00	Discretionary	(MOU)
5.2.5 Dog Surrender Fee/and or Euthanise (Voluntary)	\$ 197.00	\$ 207.00	Y	\$ 227.70	Discretionary	
5.2.6 Restricted Breeds	\$ 147.00	\$ 154.00	N	\$ 154.00	Discretionary	
5.2.7 Kennel Licence and / or Dog Management Facility						
Application Fee	\$ 200.00	\$ 210.00	N	\$ 210.00	Discretionary	Dog Act 1976 (Dogs Local Law 2014)
Facility	\$ 110.00	\$ 115.00	N	\$ 115.00	Discretionary	ATO Private Ruling
Management Facility	\$ 130.00	\$ 136.00	N	\$ 136.00	Discretionary	ATO Private Ruling
5.2.8 Animal Control Traps - (Guidelines form to be completed)						
Weekly Hire - No Charge	No Charge	No Charge	N	No Charge	Discretionary	

(Appendix IPC: 8.7A)

SHIRE OF DARDANUP - 2026/2027 SCHEDULE OF FEES & CHARGES						
General Description	Fees and Charges 2025/26 GST Excl	Fees and Charges 2026/27 GST Excl	GST Y/N	Fees and Charges 2026/27 GST Incl	Charge Type	Notes
Bond	\$ 150.00	\$ 160.00	N	\$ 160.00	Discretionary	Bond
5.2.9 Dog Microchip Database Update (by Council)	\$ 14.00	\$ 15.00	Y	\$ 16.50	Discretionary	Cost recovery fee from registered owner
5.2.10 Dog Registrations & Licences						Dog Act 1976
<u>Sterilised</u>						
1 Year	\$ 20.00	\$ 20.00	N	\$ 20.00	Regulatory	Dog Regulations 2013
3 Years	\$ 42.50	\$ 42.50	N	\$ 42.50	Regulatory	Registration after 31st May 50%
Lifetime	\$ 100.00	\$ 100.00	N	\$ 100.00	Regulatory	
Pensioner - 1 Year (50% Concession)	\$ 10.00	\$ 10.00	N	\$ 10.00	Regulatory	per the Rates & Charges (Rebates and
Pensioner - 3 Years (50% Concession)	\$ 21.25	\$ 21.25	N	\$ 21.25	Regulatory	
Pensioner - Lifetime (50% Concession)	\$ 50.00	\$ 50.00	N	\$ 50.00	Regulatory	
<u>Unsterilised</u>						
1 Year - Unsterilised	\$ 50.00	\$ 50.00	N	\$ 50.00	Regulatory	Common Expiry 31st October
3 Years - Unsterilised	\$ 120.00	\$ 120.00	N	\$ 120.00	Regulatory	
Lifetime - Unsterilised	\$ 250.00	\$ 250.00	N	\$ 250.00	Regulatory	Pensioner Concession 50% as defined
Pensioner - 1 Year (50% Concession)	\$ 25.00	\$ 25.00	N	\$ 25.00	Regulatory	per the Rates & Charges (Rebates and
Pensioner - 3 Years (50% Concession)	\$ 60.00	\$ 60.00	N	\$ 60.00	Regulatory	Deferments) Act 1992
Pensioner - Lifetime (50% Concession)	\$ 125.00	\$ 125.00	N	\$ 125.00	Regulatory	
Driving/Tending Stock (working dog) Concession 25% of fee			N	25%	Regulatory	
Guide Dog	Nil	Nil	N	Nil	Regulatory	
State Emergency Tracker Dog / Kept for purposes of the Crown	\$ 1.00	\$ 1.00	N	Nil	Regulatory	Dog Act 1976 s. 15 (4)

(Appendix IPC: 8.7A)

SHIRE OF DARDANUP - 2026/2027 SCHEDULE OF FEES & CHARGES						
General Description	Fees and Charges 2025/26 GST Excl	Fees and Charges 2026/27 GST Excl	GST Y/N	Fees and Charges 2026/27 GST Incl	Charge Type	Notes
Declared Dangerous and Restricted Breed dogs	\$ 50.00	\$ 50.00	N	\$ 50.00	Regulatory	Dog Regulations 2013
Registration of Dog in an approved kennel establishment, per establishment	\$ 200.00	\$ 200.00	N	\$ 200.00	Regulatory	Dog Regulations 2013, r. 17 (3) 2. 9(g)
5.2.11 Application for More than Two Dogs	\$ 140.00	\$ 140.00	N	\$ 140.00	Regulatory	ATO Private Ruling
5.2.12 Poundage - Cats						
Impounding / Release Fee (plus sustenance)	\$ 174.00	\$ 205.00	N	\$ 205.00	Discretionary	Oncost of charges set by City of Bunbury (MOU)
Temporary Holding Fee (50% of Impounding / Release Fee)	\$ 87.00	\$ 86.00	N	\$ 86.00	Discretionary	Holding of cat (not impounded)
5.2.13 Cat Tag Replacement (Transfer In)	\$ 10.20	\$ 10.70	N	\$ 10.70	Discretionary	
5.2.14 Sustenance (per day) - Cats	\$ 36.90	\$ 38.00	N	\$ 38.00	Discretionary	Oncost of charges set by City of Bunbury (MOU)
5.2.15 Cat Surrender Fee/and or Euthanise (Voluntary)	\$ 197.40	\$ 207.00	Y	\$ 227.70	Discretionary	
5.2.16 Cat Microchip Database Update (by Council)	\$ 14.00	\$ 15.00	Y	\$ 16.50	Discretionary	Cost recovery fee from registered owner
5.2.17 Cat Registrations & Licences						
1 Year - Sterilisation Compulsory	\$ 20.00	\$ 20.00	N	\$ 20.00	Regulatory	Fees per Cat Act 2011, Pt 2 Div 1, s. 9
3 Year - Sterilisation Compulsory	\$ 42.50	\$ 42.50	N	\$ 42.50	Regulatory	Common Expiry 31st October
Lifetime - Sterilisation Compulsory	\$ 100.00	\$ 100.00	N	\$ 100.00	Regulatory	Registration after 31st May 50%
Breeders - Approval to Breed Cats (per breeding cat; male or female)	\$ 100.00	\$ 100.00	N	\$ 100.00	Regulatory	Cat Regulations 2012, Sched 3 Fees
Pensioner - 1 Year - Sterilisation Compulsory (50% Concession)	\$ 10.00	\$ 10.00	N	\$ 10.00	Regulatory	Pensioner Concession 50% as defined per the Rates & Charges (Rebates and Deferments) Act 1992
Pensioner - 3 Years - Sterilisation Compulsory (50% Concession)	\$ 21.25	\$ 21.25	N	\$ 21.25	Regulatory	

SHIRE OF DARDANUP - 2026/2027 SCHEDULE OF FEES & CHARGES						
General Description	Fees and Charges 2025/26 GST Excl	Fees and Charges 2026/27 GST Excl	GST Y/N	Fees and Charges 2026/27 GST Incl	Charge Type	Notes
Pensioner - Lifetime - Sterilisation Compulsory (50% Concession)	\$ 50.00	\$ 50.00	N	\$ 50.00	Regulatory	
5.2.18 Cat Management Facility						
Application Fee	\$ 200.00	\$ 210.00	N	\$ 210.00	Discretionary	Cat Act 2011, Pt 3 Div 3, s. 31
Annual Inspection and Renewal of Cat Management Facility Licence	\$ 125.00	\$ 131.00	N	\$ 131.00	Discretionary	Cat Act 2011, Pt 3 Div 3, s. 31
Transfer of Cat Management Licence Facility	\$ 110.00	\$ 115.00	N	\$ 115.00	Discretionary	ATO Private Ruling
5.2.19 Application for More than Two Cats	\$ 140.00	\$ 147.00	N	\$ 147.00	Discretionary	ATO Private Ruling
5.3 Animal Control - Cattle Impounding						
These fees vary from the schedule of fees and charges per the Local Government (Miscellaneous Provisions) Act 1960 and valid only after publication of notice in the Government Gazette.						
5.3.1 Ranger Fees (per head)						
Horse, mules, asses, camels, bulls or boars						
6am - 6pm weekdays	\$ 77.00	\$ 81.00	N	\$ 81.00	Discretionary	Local Government (Misc Prov) Act 1960
6pm - 6am and weekend or Public Holiday	\$ 129.00	\$ 135.00	N	\$ 135.00	Discretionary	Local Government (Misc Prov) Act 1960
Mares, geldings, colts, fillies, foals, oxen, cows, steers, heifers, calves, rams or pigs						
6am - 6pm weekdays	\$ 77.00	\$ 81.00	N	\$ 81.00	Discretionary	Local Government (Misc Prov) Act 1960
6pm - 6am and weekend or Public Holiday	\$ 129.00	\$ 135.00	N	\$ 135.00	Discretionary	Local Government (Misc Prov) Act 1960
Wethers, ewes, lambs and goats						
6am - 6pm weekdays	\$ 77.00	\$ 81.00	N	\$ 81.00	Discretionary	Local Government (Misc Prov) Act 1960
6pm - 6am and weekend or Public Holiday	\$ 129.00	\$ 135.00	N	\$ 135.00	Discretionary	Local Government (Misc Prov) Act 1960
5.3.2 Poundage Fees (per head)						

(Appendix IPC: 8.7A)

SHIRE OF DARDANUP - 2026/2027 SCHEDULE OF FEES & CHARGES						
General Description	Fees and Charges 2025/26 GST Excl	Fees and Charges 2026/27 GST Excl	GST Y/N	Fees and Charges 2026/27 GST Incl	Charge Type	Notes
Horse, mules, asses, camels, bulls or boars, above 2 years of age, per head First 24 Hours or Part Thereof	\$ 26.00	\$ 27.00	N	\$ 27.00	Discretionary	Local Government (Misc Prov) Act 1960
Horse, mules, asses, camels, bulls or boars, under 2 years of age, per head First 24 Hours or Part Thereof	\$ 26.00	\$ 27.00	N	\$ 27.00	Discretionary	Fee set under the Act Local Government (Misc Prov) Act 1960
Mares, geldings, colts, fillies, foals, oxen, cows, steers, heifers, calves, rams or pigs, per head First 24 Hours or Part Thereof	\$ 26.00	\$ 27.00	N	\$ 27.00	Discretionary	Local Government (Misc Prov) Act 1960
Wethers, ewes, lambs and goats, per head First 24 Hours or Part Thereof	\$ 15.00	\$ 16.00	N	\$ 16.00	Discretionary	Local Government (Misc Prov) Act 1960
5.3.3 Sustenance Charges (per head, per 24 hours or part thereof) All Stock	\$ 21.00	\$ 22.00	N	\$ 22.00	Discretionary	Local Government (Misc Prov) Act 1960
5.3.4 Stock Control (per occasion) Securing livestock in Private Property includes Travel and Transport > 3kms	At Cost	At Cost	N	At Cost	Discretionary	Local Government Act 1995
5.4 Abandoned Vehicles						
5.4.1 Towing Fee (Vehicle)	\$ 186.00	\$ 195.00	N	\$ 195.00	Discretionary	ATO Private Ruling
5.4.2 Towing - Administration Fee	\$ 67.00	\$ 70.00	N	\$ 70.00	Discretionary	ATO Private Ruling
5.4.3 Storage fee up to 60 days (per day)	\$ 15.00	\$ 16.00	N	\$ 16.00	Discretionary	ATO Private Ruling/S.3.40 LG Act
5.5 Abandoned Trolleys						

SHIRE OF DARDANUP - 2026/2027 SCHEDULE OF FEES & CHARGES

General Description	Fees and Charges 2025/26 GST Excl	Fees and Charges 2026/27 GST Excl	GST Y/N	Fees and Charges 2026/27 GST Incl	Charge Type	Notes
5.5.1 Initial Impounding of Abandoned Trolley	\$ 67.00	\$ 70.00	N	\$ 70.00	Discretionary	ATO Private Ruling
5.5.2 Daily Pound Fee for Abandoned Trolley, per trolley per day	\$ 10.00	\$ 10.50	N	\$ 10.50	Discretionary	ATO Private Ruling
PROGRAM 7 Health						
7.1 Licence						
7.1.1 Stall Holders						
Licence (on application & renewal)	\$ 88.00	\$ 92.00	N	\$ 92.00	Discretionary	Local Government Act 1995
Per Day	\$ 11.00	\$ 12.00	N	\$ 12.00	Discretionary	Local Government Act 1995
Per Week	\$ 26.00	\$ 27.00	N	\$ 27.00	Discretionary	Local Government Act 1995
per Month	\$ 62.00	\$ 65.00	N	\$ 65.00	Discretionary	Local Government Act 1995
Per Year	\$ 160.00	\$ 168.00	N	\$ 168.00	Discretionary	Local Government Act 1995
7.1.2 Traders						
Licence (on application & renewal)	\$ 88.00	\$ 92.00	N	\$ 92.00	Discretionary	Local Government Act 1995
Per Day	\$ 11.00	\$ 12.00	N	\$ 12.00	Discretionary	Local Government Act 1995
Per Week	\$ 26.00	\$ 27.00	N	\$ 27.00	Discretionary	Local Government Act 1995
per Month	\$ 62.00	\$ 65.00	N	\$ 65.00	Discretionary	Local Government Act 1995
Per Year	\$ 160.00	\$ 168.00	N	\$ 168.00	Discretionary	Local Government Act 1995
7.1.3 Hawker						
Application	\$ 88.00	\$ 92.00	N	\$ 92.00	Discretionary	Local Government Act 1995
Renewal	\$ 88.00	\$ 92.00	N	\$ 92.00	Discretionary	Local Government Act 1995
7.2 Water Sampling						

(Appendix IPC: 8.7A)

SHIRE OF DARDANUP - 2026/2027 SCHEDULE OF FEES & CHARGES						
General Description	Fees and Charges 2025/26 GST Excl	Fees and Charges 2026/27 GST Excl	GST Y/N	Fees and Charges 2026/27 GST Incl	Charge Type	Notes
7.2.1 Water Sampling (per annum)	\$ 125.00	\$ 131.00	Y	\$ 144.10	Discretionary	
7.3 Other Charges - Health						
7.3.1 Liquor Licence (Section 39 Certificates)	\$ 77.00	\$ 81.00	N	\$ 81.00	Discretionary	organisation
7.3.2 Application for Registration of Lodging House	\$ 124.00	\$ 130.00	N	\$ 130.00	Discretionary	Prov.) Act 1911
7.3.3 18)	\$ 1,032.00	\$ 1,083.00	N	\$ 1,083.00	Discretionary	(6) (b)
7.3.4 Use of Noise Meter During Event - \$/day or part thereof	\$ 188.00	\$ 197.00	N	\$ 197.00	Discretionary	Regulations 1997 (EPN Regs 1997)
7.3.5 Application for approval of Noise Management Plan - Reg. 14A - Waste Collection/Works	\$ 500.00	\$ 500.00	N	\$ 500.00	Regulatory	EPN Regs 1997 Reg 14A (7)
7.3.6 Application for approval of Noise Management Plan - Reg. 16AA - Motor Sport Venue	\$ 500.00	\$ 500.00	N	\$ 500.00	Regulatory	EPN Regs 1997 Reg 16AA
7.3.7 Application for approval of Noise Management Plan - Reg. 16 BA - Shooting Venue	\$ 500.00	\$ 500.00	N	\$ 500.00	Regulatory	EPN Regs 1997 Reg 16BA
7.3.8 Fee for assessment of application to exceed Noise Reg. standard (Reg. 18A)	* Up to \$100,000	* Up to \$100,000	N	Up to \$100,000	Regulatory	EPN Regs 1997
Fee determined by CEO				determined by		<i>the assessment</i>
7.3.9 Noise Monitoring Fee (Reg. 18G) / year (12 months pro-rata)	\$ 5,000.00	\$ 5,000.00	N	\$ 5,000.00	Regulatory	EPN Regs 1997 Reg 18G
7.3.10 Application for Exemption to Noise Regulations (Reg. 18) - Late Fee	\$ 258.00	\$ 271.00	N	\$ 271.00	Discretionary	EPN Regs 1997
7.3.11 Application for Exemption to Noise Regulations (Reg. 18) - Noise monitoring fee	At Cost	At Cost	N	At Cost	Discretionary	EPN Regs 1997
7.3.12 Fee for cost of assessment & processing Reg. 19B (Noise Reg.) application	* Up to \$15,000	* Up to \$15,000	N	* Up to \$15,000	Regulatory	EPN Regs 1997 Reg 19B (4)

(Appendix IPC: 8.7A)

SHIRE OF DARDANUP - 2026/2027 SCHEDULE OF FEES & CHARGES						
General Description	Fees and Charges 2025/26 GST Excl	Fees and Charges 2026/27 GST Excl	GST Y/N	Fees and Charges 2026/27 GST Incl	Charge Type	Notes
Fee determined by CEO				determined by	Discretionary	<i>and processing the application</i>
7.3.13 Application for Notifiable Event under Reg. 19D (Noise Reg.) - Late fee	\$ 500.00	\$ 500.00	N	\$ 500.00	Regulatory	EPN Regs 1997 Reg 19D (4)
7.3.14 Application for Exemption to Noise Regulations (Reg. 19D) Noise monitoring fee	At Cost	At Cost	N	At Cost	Discretionary	EPN Regs 1997
7.3.15 Application for hairdresser / skin penetration	\$ 132.00	\$ 138.00	N	\$ 138.00	Discretionary	Local Government Act 1995
7.3.16 Permit to consume alcohol	\$ 22.00	\$ 23.00	N	\$ 23.00	Discretionary	Local Government Act 1995
7.3.17 Application for Keeping of Animals	\$ 132.00	\$ 138.00	N	\$ 138.00	Discretionary	Health Local Laws 2000 and LGA 1995
7.4 Pet Meat - Health						
N/A						
7.5 Offensive Trades (Fees) - Health						
7.5.1 Slaughterhouses	\$ 298.00	\$ 298.00	N	\$ 298.00	Regulatory	Health (Offen. Trade Fees) Reg. 1976
7.5.2 Piggeries	\$ 298.00	\$ 298.00	N	\$ 298.00	Regulatory	Health (Offen. Trade Fees) Reg. 1976
7.5.3 Artificial Manure Depots	\$ 211.00	\$ 211.00	N	\$ 211.00	Regulatory	Health (Offen. Trade Fees) Reg. 1976
7.5.4 Bone Mills	\$ 171.00	\$ 171.00	N	\$ 171.00	Regulatory	Health (Offen. Trade Fees) Reg. 1976
7.5.5 Places for storing, drying or preserving bones	\$ 171.00	\$ 171.00	N	\$ 171.00	Regulatory	Health (Offen. Trade Fees) Reg. 1976
7.5.6 Fat melting, fat extracting or tallow melting establishments						
7.5.6A Butcher shop and similar	\$ 171.00	\$ 171.00	N	\$ 171.00	Regulatory	Health (Offen. Trade Fees) Reg. 1976
7.5.6B Larger Establishments	\$ 298.00	\$ 298.00	N	\$ 298.00	Regulatory	Health (Offen. Trade Fees) Reg. 1976
7.5.7 Blood Drying	\$ 171.00	\$ 171.00	N	\$ 171.00	Regulatory	Health (Offen. Trade Fees) Reg. 1976
7.5.8 Gut scraping, preparation of sausage skins	\$ 171.00	\$ 171.00	N	\$ 171.00	Regulatory	Health (Offen. Trade Fees) Reg. 1976

(Appendix IPC: 8.7A)

SHIRE OF DARDANUP - 2026/2027 SCHEDULE OF FEES & CHARGES							
General Description	Fees and Charges 2025/26 GST Excl	Fees and Charges 2026/27 GST Excl	GST Y/N	Fees and Charges 2026/27 GST Incl	Charge Type	Notes	
7.5.9 Fellmongeries	\$ 171.00	\$ 171.00	N	\$ 171.00	Regulatory	Health (Offen. Trade Fees) Reg. 1976	
7.5.10 Manure Works	\$ 211.00	\$ 211.00	N	\$ 211.00	Regulatory	Health (Offen. Trade Fees) Reg. 1976	
7.5.11 Fish curing establishments	\$ 211.00	\$ 211.00	N	\$ 211.00	Regulatory	Health (Offen. Trade Fees) Reg. 1976	
7.5.12 Laundries, Drycleaning establishments	\$ 147.00	\$ 147.00	N	\$ 147.00	Regulatory	Health (Offen. Trade Fees) Reg. 1976	
7.5.13 Bone Merchant premises	\$ 171.00	\$ 171.00	N	\$ 171.00	Regulatory	Health (Offen. Trade Fees) Reg. 1976	
7.5.14 Flock Factories	\$ 171.00	\$ 171.00	N	\$ 171.00	Regulatory	Health (Offen. Trade Fees) Reg. 1976	
7.5.15 Knackeries	\$ 298.00	\$ 298.00	N	\$ 298.00	Regulatory	Health (Offen. Trade Fees) Reg. 1976	
7.5.16 Poultry Processing establishments	\$ 298.00	\$ 298.00	N	\$ 298.00	Regulatory	Health (Offen. Trade Fees) Reg. 1976	
7.5.17 Poultry Farming	\$ 298.00	\$ 298.00	N	\$ 298.00	Regulatory	Health (Offen. Trade Fees) Reg. 1976	
7.5.18 Rabbit Farming	\$ 298.00	\$ 298.00	N	\$ 298.00	Regulatory	Health (Offen. Trade Fees) Reg. 1976	
7.5.19 Fish processing establishments	\$ 298.00	\$ 298.00	N	\$ 298.00	Regulatory	Health (Offen. Trade Fees) Reg. 1976	
7.5.20 Shellfish and Crustacean processing establishments	\$ 298.00	\$ 298.00	N	\$ 298.00	Regulatory	Health (Offen. Trade Fees) Reg. 1976	
7.5.21 Any other offensive trade not specified	\$ 298.00	\$ 298.00	N	\$ 298.00	Regulatory	Health (Offen. Trade Fees) Reg. 1976	
7.6 Public Building - Health							
7.6.1 Fee equal to the cost of considering the application up to Standard Fee - 2 (two) hours PEHO	\$ 871.00	\$ 871.00	N	\$ 871.00	Regulatory	1911 Health (Public Build.) Reg. 1992	
7.7 Food Hygiene - Health							
7.7.1 Food Act 2008							
Food Premises Notification Fee	\$ 90.00	\$ 94.00	N	\$ 94.00	Discretionary	Food Premises - Food Act 2008	
High Risk Food Premises Registration / Assessment Fee	\$ 296.00	\$ 311.00	N	\$ 311.00	Discretionary	Food Act 2008 &	
Fee	\$ 232.00	\$ 243.00	N	\$ 243.00	Discretionary	Local Government Act 1995	
Low Risk Food Premises Registration / Assessment Fee	\$ 127.00	\$ 133.00	N	\$ 133.00	Discretionary	Food Act 2008 &	

(Appendix IPC: 8.7A)

SHIRE OF DARDANUP - 2026/2027 SCHEDULE OF FEES & CHARGES						
General Description	Fees and Charges 2025/26 GST Excl	Fees and Charges 2026/27 GST Excl	GST Y/N	Fees and Charges 2026/27 GST Incl	Charge Type	Notes
7.7.2 Fee	\$ 63.00	\$ 66.00	N	\$ 66.00	Discretionary	Local Government Act 1995
7.7.2 Annual Food Business Inspection Fee (Annual Fee)						
High Risk	\$ 217.00	\$ 228.00	N	\$ 228.00	Discretionary	1995
Medium Risk	\$ 164.00	\$ 172.00	N	\$ 172.00	Discretionary	1995
Multiple Food Area Premises	Max \$ 560.00	Max \$ 560.00	N	Max \$560.00	Discretionary	
Low Risk	\$ 111.00	\$ 116.00	N	\$ 116.00	Discretionary	1995
Family Day Care	\$ 111.00	\$ 116.00	N	\$ 116.00	Discretionary	1995
7.7.3 Settlement enquiry of a Food Business	\$ 77.00	\$ 81.00	N	\$ 81.00	Discretionary	1995
PROGRAM 8 Education & Welfare						
8.1 Make it Space						determined by CEO
NEW 8.1.1 Facility / Equipment Induction		No Charge		No Charge	Discretionary	
NEW 8.1.2 Facility Hire						
Non-Profit Groups / Organisations (per hours)						
NEW <5 People		\$ 13.64	Y	\$ 15.00	Discretionary	
NEW 6 - 15 People		\$ 22.73	Y	\$ 25.00	Discretionary	
Commercial Groups / Organisations (per hours)						
NEW <5 People		\$ 22.73	Y	\$ 25.00	Discretionary	
NEW 6 - 15 People		\$ 45.45	Y	\$ 50.00	Discretionary	
NEW 8.1.3 Memberships						
Annual Membership						
NEW Youth (14 - 17 Years) - per annum		\$ 18.18	Y	\$ 20.00	Discretionary	
NEW Student & Concession - per annum		\$ 27.27	Y	\$ 30.00	Discretionary	

SHIRE OF DARDANUP - 2026/2027 SCHEDULE OF FEES & CHARGES							
General Description		Fees and Charges 2025/26 GST Excl	Fees and Charges 2026/27 GST Excl	GST Y/N	Fees and Charges 2026/27 GST Incl	Charge Type	Notes
NEW	Adult - per annum Monthly Membership		\$ 54.55	Y	\$ 60.00	Discretionary	
NEW	Youth (14 - 17 Years) - per annum		\$ 4.55	Y	\$ 5.00	Discretionary	
NEW	Student & Concession - per annum		\$ 9.09	Y	\$ 10.00	Discretionary	
NEW	Adult - per annum		\$ 13.64	Y	\$ 15.00	Discretionary	
NEW	8.1.4 Consumable Surcharge		Market Rate		Market Rate	Discretionary	above the limit outlines in Membership
NEW	8.1.5 Facilitated Programs						
NEW	Members (plus Program Consumables)		No Charge		No Charge	Discretionary	
NEW	Non-Members - per session (plus Program Consumables)		\$ 9.09	Y	\$ 10.00	Discretionary	
PROGRAM 10 Community Amenities							
10.1 Waste Management							
10.1.1 Waste Charges							
	(Compulsory Service 140l Domestic, 240l Recycling, 240l Waste/Domestic, 240l Recycling, 140l FOGO	\$ 320.00	\$ 336.00	N	\$ 336.00	Discretionary	Waste Avoidance & Resource
	(240l bin replacing the existing 140l bin) i.e. 3 Bin	\$ 320.00	\$ 336.00	N	\$ 336.00	Discretionary	Waste Avoidance & Resource
	Bin System (Compulsory Service 140l Domestic, 240l	\$ 325.00	\$ 341.00	N	\$ 341.00	Discretionary	Waste Avoidance & Resource
	Waste/Domestic, 240l Recycling Only) - Bethanie and	\$ 320.00	\$ 336.00	N	\$ 336.00	Discretionary	Recovery Act 2007
	Service	\$ 253.00	\$ 272.00	N	\$ 272.00	Discretionary	Frequencies
	Service	\$ 48.00	\$ 110.00	N	\$ 110.00	Discretionary	ATO Private Ruling
	Additional Service - Recycling 240l - Urban Service	\$ 79.00	\$ 115.00	N	\$ 115.00	Discretionary	ATO Private Ruling
	Additional Service - Recycling 140l			N	N/A	Discretionary	Service not provided
	Additional Service - FOGO Waste 240l - Urban Service	\$ 59.00	\$ 72.00	N	\$ 72.00	Discretionary	ATO Private Ruling
	Additional Service - FOGO Waste 140l - Urban Service	\$ 147.00	\$ 154.00	N	\$ 154.00	Discretionary	
	Service			N	N/A	Discretionary	Service not provided
NEW	Service		\$ 200.00	N	\$ 200.00		

(Appendix IPC: 8.7A)

SHIRE OF DARDANUP - 2026/2027 SCHEDULE OF FEES & CHARGES							
General Description		Fees and Charges 2025/26 GST Excl	Fees and Charges 2026/27 GST Excl	GST Y/N	Fees and Charges 2026/27 GST Incl	Charge Type	Notes
NEW	Additional Service - Recycling 240l - Rural Service		\$ 72.00	N	\$ 72.00		
	Alternative Waste Services Option 1 - Once Off Lid Swap	\$ 54.00	\$ 54.00	N	\$ 54.00	Discretionary	simplified charge for new/change in
	Alternative Waste Services Option 2 - Once Off Bin Swap	\$ 206.00	\$ 206.00	N	\$ 206.00	Discretionary	simplified charge for new/change in
	Additional Services FOGO Waste 240l - Once Off setup fee	\$ 85.00	\$ 85.00	N	\$ 85.00	Discretionary	simplified charge for new/change in
	Additional Services Recycling 240l - Once Off setup fee	\$ 85.00	\$ 85.00	N	\$ 85.00	Discretionary	simplified charge for new/change in
	Off setup fee	\$ 122.00	\$ 122.00	N	\$ 122.00	Discretionary	simplified charge for new/change in
	set up fee	\$ 122.00	\$ 122.00	N	\$ 122.00	Discretionary	simplified charge for new/change in
NEW	fee per bin - Urban Service		\$ 57.00	N	\$ 57.00	Discretionary	Simplified charge
NEW	Service		\$ 87.00	N	\$ 87.00	Discretionary	Simplified charge
	additional action is required)	\$ 61.00	\$ 64.00	N	\$ 64.00	Discretionary	
10.1.2	Tipping Fees						
	Domestic Refuse - Ute	\$ 25.45	\$ 26.73	Y	\$ 29.40	Discretionary	
	Small Trailers - not exceeding 1.8m x 1.2m	\$ 34.55	\$ 36.18	Y	\$ 39.80	Discretionary	Local Government Act 1995
	WITHOUT sides	\$ 40.91	\$ 42.73	Y	\$ 47.00	Discretionary	
	exceeding 500mm	\$ 52.73	\$ 55.45	Y	\$ 61.00	Discretionary	
	240L Bin (Wheelie Bin)	\$ 13.64	\$ 14.32	Y	\$ 15.75	Discretionary	
	140L Bin (Wheelie Bin)	\$ 10.00	\$ 10.91	Y	\$ 12.00	Discretionary	
	240L Bin (Wheelie Bin) - Recycling & Cardboard	\$ 8.18	\$ 9.09	Y	\$ 10.00	Discretionary	
	140L Bin (Wheelie Bin) - Recycling & Cardboard	\$ 4.55	\$ 5.45	Y	\$ 6.00	Discretionary	
	Domestic Green waste (1.8m x 1.2m trailer)	\$ 20.00	\$ 21.00	Y	\$ 23.10	Discretionary	
	Domestic Green waste (Dual Axle Trailer or larger)	\$ 29.09	\$ 30.91	Y	\$ 34.00	Discretionary	
	Refrigeration / Air Conditioner (each)	\$ 19.09	\$ 20.00	Y	\$ 22.00	Discretionary	per item
	Mattresses (each)	\$ 60.00	\$ 62.73	Y	\$ 69.00	Discretionary	per item
	Car Tyres - each	\$ 16.36	\$ 17.27	Y	\$ 19.00	Discretionary	
	Car Tyres on Rims - each	\$ 30.00	\$ 31.82	Y	\$ 35.00	Discretionary	per item
	Domestic Waste - Tip Pass - 20 x 240L Bin	\$ 245.45	\$ 255.45	Y	\$ 281.00	Discretionary	

(Appendix IPC: 8.7A)

SHIRE OF DARDANUP - 2026/2027 SCHEDULE OF FEES & CHARGES							
General Description	Fees and Charges 2025/26 GST Excl	Fees and Charges 2026/27 GST Excl	GST Y/N	Fees and Charges 2026/27 GST Incl	Charge Type	Notes	
NEW	Domestic Waste - Tip Pass - 10 x Trailer (1.8m x 1.2m)	\$ 310.91	\$ 326.09	Y	\$ 358.70	Discretionary	
	Construction and Demolition Waste (Per Trailer)	\$ 46.50	\$ 49.09	Y	\$ 54.00	Discretionary	
	E-waste (per large item) / Small items Free	\$ 14.00	\$ 15.00	N	\$ 15.00	Discretionary	
	E-waste (per small item)		\$ 4.55	Y	\$ 5.00	Discretionary	
	Scrap Steel (clean)	\$ 4.70	\$ 4.70	Y	\$ 5.17	Discretionary	
	Waste from Local Community Events				No Charge		application
10.1.3 Recycling							
Glass Only (per 240l)	N/A	N/A	Y	N/A	Discretionary		
contractors via negotiations with the Chief Executive							
10.1.4 Septic Tank Fees							
Application	\$ 118.00	\$ 118.00	N	\$ 118.00	Regulatory	1911	
Permit to use an apparatus	\$ 118.00	\$ 118.00	N	\$ 118.00	Regulatory	1974	
Inspection	\$ 110.00	\$ 115.00	N	\$ 115.00	Discretionary	ATO Private Ruling	
Search Fee - Septic Tanks	\$ 22.00	\$ 23.00	N	\$ 23.00	Discretionary	Local Government Act 1995	
Local Government Report Fee	\$ 122.00	\$ 122.00	N	\$ 122.00	Regulatory	1911	
10.2 Town Planning & Regional Development							
10.2.1 Development Applications							
\$1 - \$50,000	\$ 147.00	\$ 147.00	N	\$ 147.00	Regulatory		
\$50,001 - \$500,000	0.32%	0.32%	N		Regulatory		
\$500,001 - \$2,500,000	see comments		N		Regulatory	of \$500,000	
\$2,500,001 - \$5,000,000	see comments		N		Regulatory	of \$2.5 million	
\$5,000,001 - \$21,500,000	see comments		N		Regulatory	of \$5 million	
More than 21.5 million	\$ 34,196.00	\$ 34,196.00	N	\$ 34,196.00	Regulatory		

(Appendix IPC: 8.7A)

SHIRE OF DARDANUP - 2026/2027 SCHEDULE OF FEES & CHARGES						
General Description	Fees and Charges 2025/26 GST Excl	Fees and Charges 2026/27 GST Excl	GST Y/N	Fees and Charges 2026/27 GST Incl	Charge Type	Notes
Determining a development application has commenced or been carried out		see comments	N	\$ -	Regulatory	Fee plus, twice that fee as penalty
Development Applications for 'P' uses in the Landscape Protection Area (Includes incidental development and outbuildings)	\$ 147.00	\$ 147.00	N	\$ 147.00	Regulatory	Planning & Development Regs 2009
R-Code Variation (up to 2 variations)	\$ 147.00	\$ 147.00	N	\$ 147.00	Regulatory	Planning & Development Regs 2009
R-Code Variation (3 or more variations) - Fee per Variation	\$ 73.00	\$ 73.00	N	\$ 73.00	Regulatory	Planning & Development Regs 2009
Development Application Fees lodgement (Development Assessment Panel)		see comments	N	\$ -	Regulatory	Applications Planning & Development (Development Assessment Panels) Regs 2011
10.2.2 Development Applications - Extractive Industry	\$ 739.00	\$ 739.00	N	\$ 739.00	Regulatory	
Determining a Extractive Industries development application has commenced or been carried out		see comments	N	\$ -	Regulatory	\$739 plus, \$1,478 as penalty
10.2.3 Subdivision Clearance						
1 - 5 Lots	\$ 73.00	\$ 73.00	N	\$ 73.00	Regulatory	per lot
5 - 195 Lots		see comments	N	\$ -	Regulatory	per lot
More than 195 lots	\$ 7,393.00	\$ 7,393.00	N	\$ 7,393.00	Regulatory	
10.2.4 Home Occupation						
- Initial Fee	\$ 222.00	\$ 222.00	N	\$ 222.00	Regulatory	
- Initial Application where home occupation has commenced		see comments	N	\$ -	Regulatory	\$222 plus \$444 penalty
10.2.5 Change of Use	\$ 295.00	\$ 295.00	N	\$ 295.00	Regulatory	
- where change has commenced or been carried out		see comments	N	\$ -	Regulatory	\$295 plus \$590 penalty
10.2.6 Town Planning Scheme Amendments & Structure Plans						
Structure Plans - Including all Advertising Charges and 50% refundable if not advertised; OR	\$ 5,380.00	\$ 5,380.00	N	\$ 5,380.00	Regulatory	2005 with Part 7 of the Planning and Development Regulations 2009. Fees to be paid prior to consideration by Council

(Appendix IPC: 8.7A)

SHIRE OF DARDANUP - 2026/2027 SCHEDULE OF FEES & CHARGES						
General Description	Fees and Charges 2025/26 GST Excl	Fees and Charges 2026/27 GST Excl	GST Y/N	Fees and Charges 2026/27 GST Incl	Charge Type	Notes
Structure Plans - At Cost (Applicant has Option to Pay Fees in Accordance with Planning & Development Regs Modifications to Structure Plan (Post Approval)	At Cost	At Cost	N	At Cost	Regulatory	with Part 7 of the Planning and Development Regulations 2009. Fees to be paid prior to consideration by Council
Basic Amendments	\$ 1,795.00	\$ 1,795.00	N	\$ 1,795.00	Regulatory	with Part 7 of the Planning and
Standard Amendments - Including all Advertising Charges and 50% refundable if not advertised; OR	\$ 2,150.00	\$ 2,150.00	N	\$ 2,150.00	Regulatory	with Part 7 of the Planning and
Standard Amendments - At Cost (Applicant has Option to Pay Fees in Accordance with Planning & Development	\$ 4,300.00	\$ 4,300.00	N	\$ 4,300.00	Regulatory	with Part 7 of the Planning and Development Regulations 2009. Fees to be paid prior to consideration by Council
Complex Amendments - Including all Advertising Charges and 50% refundable if not advertised; OR	At Cost	At Cost	N	At Cost	Regulatory	with Part 7 of the Planning and Development Regulations 2009. Fees to be paid prior to consideration by Council
Complex Amendments - At Cost (Applicant has Option to Pay Fees in Accordance with Planning & Development	\$ 5,380.00	\$ 5,380.00	N	\$ 5,380.00	Regulatory	with Part 7 of the Planning and Development Regulations 2009. Fees to be paid prior to consideration by Council
Local Development Plans (other than required as part of subdivision condition)	At Cost	At Cost	N	At Cost	Regulatory	with Part 7 of the Planning and Development Regulations 2009. Fees to be paid prior to consideration by Council
Modifications to Local Development Plan once approved	\$ 1,075.00	\$ 1,075.00	N	\$ 1,075.00	Regulatory	Includes all Advertising Charges
Issue of written planning advice	\$ 360.00	\$ 360.00	N	\$ 360.00	Regulatory	
Providing Zoning Certificate	\$ 73.00	\$ 73.00	N	\$ 73.00	Regulatory	
Information Research (per hour) - On Public Record	\$ 73.00	\$ 73.00	N	\$ 73.00	Regulatory	
Information Research (per hour) - Not on Public Record			N	\$ -	Regulatory	
Advertising - Newspaper	\$ 550.00	\$ 550.00	N	\$ 550.00	Regulatory	
Advertising - Sign	At Cost	At Cost	N	COST + 10%	Regulatory	
Postage	At Cost	At Cost	N	COST + 10%	Regulatory	
Rural Numbering Sign	\$ 60.00	\$ 60.00	N	\$ 60.00	Regulatory	
10.2.7 Council Report (for Other Matters)	\$ 256.00	\$ 256.00	N	\$ 256.00	Regulatory	

(Appendix IPC: 8.7A)

SHIRE OF DARDANUP - 2026/2027 SCHEDULE OF FEES & CHARGES						
General Description	Fees and Charges 2025/26 GST Excl	Fees and Charges 2026/27 GST Excl	GST Y/N	Fees and Charges 2026/27 GST Incl	Charge Type	Notes
10.2.8 Liquor Licence (Section 40 Certificates)	\$ 73.00	\$ 73.00	N	\$ 73.00	Regulatory	Lic Act 1988
10.2.9 Amending Development Approval	see comments		N	\$ -	Regulatory	50% of the original application fee up to a maximum of \$295 whichever is the lesser. Fee updated in accordance with item 5A of the Planning and Development Regulations 2009
Cancelling Development Approval or Removal of Caveat	\$ 73.00	\$ 73.00	N	\$ 73.00	Regulatory	
10.2.10 Extension to Term of Approval	\$ 110.00	\$ 110.00	N	\$ 110.00	Regulatory	ATO Private Ruling
10.3 Cemetery Fees & Charges						
10.3.1 Interments						
Interment of Adult	\$ 1,154.55	\$ 1,211.00	Y	\$ 1,332.10	Gov't Gazettal	
NEW Single Use Shoring Box for Non-Standard Burials		At Cost	Y	At Cost	Gov't Gazettal	
Still Borns	\$ 336.36	\$ 353.00	Y	\$ 388.30	Gov't Gazettal	
Children under 7 years	\$ 527.27	\$ 553.00	Y	\$ 608.30	Gov't Gazettal	
Placement of cremated ashes	\$ 281.82	\$ 296.00	Y	\$ 325.60	Gov't Gazettal	
and standard inscription	\$ 431.82	\$ 453.00	Y	\$ 498.30	Gov't Gazettal	
Reservation of Grave	\$ 281.82	\$ 296.00	Y	\$ 325.60	Gov't Gazettal	
Extras						
Without due notice	\$ 290.91	\$ 305.00	Y	\$ 335.50	Gov't Gazettal	
Not usual hours	\$ 472.73	\$ 496.00	Y	\$ 545.60	Gov't Gazettal	
Public Holidays	\$ 472.73	\$ 496.00	Y	\$ 545.60	Gov't Gazettal	
Saturdays	\$ 472.73	\$ 496.00	Y	\$ 545.60	Gov't Gazettal	
Sundays	\$ 472.73	\$ 496.00	Y	\$ 545.60	Gov't Gazettal	
First additional 30 cm	\$ 190.91	\$ 200.00	Y	\$ 220.00	Gov't Gazettal	

SHIRE OF DARDANUP - 2026/2027 SCHEDULE OF FEES & CHARGES

General Description	Fees and Charges 2025/26 GST Excl	Fees and Charges 2026/27 GST Excl	GST Y/N	Fees and Charges 2026/27 GST Incl	Charge Type	Notes
Second additional 30 cm	\$ 190.91	\$ 200.00	Y	\$ 220.00	Gov't Gazettal	
Third additional 30cm	\$ 190.91	\$ 200.00	Y	\$ 220.00	Gov't Gazettal	
10.3.2 Reopening Fees and Charges						
Reopening	\$ 1,154.55	\$ 1,211.00	Y	\$ 1,332.10	Gov't Gazettal	
Removing grass / kerbing etc if necessary (per hour)	At Cost	At Cost	Y	At Cost	Gov't Gazettal	
Exhumation	\$ 2,200.00	\$ 2,308.00	Y	\$ 2,538.80	Gov't Gazettal	
10.3.3 Niche Wall						
Reservation for Placement	\$ 190.91	\$ 200.00	Y	\$ 220.00	Gov't Gazettal	
Placement in single niche including bronze plaque and standard inscription	\$ 500.00	\$ 542.00	Y	\$ 596.20	Gov't Gazettal	
Placement in double niche including bronze plaque and standard inscription	\$ 650.00	\$ 703.64	Y	\$ 774.00	Gov't Gazettal	
Placement in double niche including second inscription for double niche plaque	\$ 500.00	\$ 542.00	Y	\$ 596.20	Gov't Gazettal	
10.3.4 Rose Garden						
Reservation for Placement	\$ 290.91	\$ 305.00	Y	\$ 335.50	Gov't Gazettal	
inscription	\$ 500.00	\$ 542.00	Y	\$ 596.20	Gov't Gazettal	
inscription	\$ 500.00	\$ 542.00	Y	\$ 596.20	Gov't Gazettal	
10.3.6 Miscellaneous						
Undertakers Licence - Annual	\$ 210.00	\$ 220.00	N	\$ 220.00	Gov't Gazettal	LGA 1995 & Cemeteries Act 1986
Undertakers Licence - per burial	\$ 105.00	\$ 110.00	N	\$ 110.00	Gov't Gazettal	LGA 1995 & Cemeteries Act 1986
Monumental Masons Annual Fee	\$ 210.00	\$ 220.00	N	\$ 220.00	Gov't Gazettal	LGA 1995 & Cemeteries Act 1986
Permission to construct monument	\$ 105.00	\$ 110.00	N	\$ 110.00	Gov't Gazettal	LGA 1995 & Cemeteries Act 1986
Single Monument Permit (Monumental Masons only)	\$ 105.00	\$ 110.00	N	\$ 110.00	Gov't Gazettal	LGA 1995 & Cemeteries Act 1986
Issue of Grant of Right of Burial	\$ 1,260.00	\$ 1,322.00	N	\$ 1,322.00	Gov't Gazettal	LGA 1995 & Cemeteries Act 1986
Issue of Grant of Right of Burial - Ashes	\$ 250.00	\$ 250.00	N	\$ 250.00		

SHIRE OF DARDANUP - 2026/2027 SCHEDULE OF FEES & CHARGES

General Description	Fees and Charges 2025/26 GST Excl	Fees and Charges 2026/27 GST Excl	GST Y/N	Fees and Charges 2026/27 GST Incl	Charge Type	Notes
Transfer or Copy of Grant of Right of Burial	\$ 55.00	\$ 58.00	N	\$ 58.00	Gov't Gazettal	LGA 1995 & Cemeteries Act 1986
Renewal of Grant of Right of Burial	\$ 516.00	\$ 1,322.00	N	\$ 1,322.00	Gov't Gazettal	LGA 1995 & Cemeteries Act 1986
10.4 Environment						
10.4.1 Nil						
PROGRAM 11 Recreation & Culture						
11.1 Public Halls & Civic Centres						
11.1.1 Don Hewison Centre (Hall & Grounds) <i>Building Leased</i>				Leased		
11.1.2 Dardanup Hall Complete Facility						
Concessional / Hr (Registered Non Profit, Charitable organisations)	\$ 46.36	\$ 49.00	Y	\$ 53.90	Discretionary	Organisations in financial hardship can apply for fee waiver
Day time hire / Hr	\$ 60.00	\$ 63.00	Y	\$ 69.30	Discretionary	
- Complete Evening (7pm - 11pm)	\$ 304.55	\$ 319.00	Y	\$ 350.90	Discretionary	5 hrs
- Complete Day (8am - 6pm)	\$ 586.36	\$ 615.00	Y	\$ 676.50	Discretionary	10 hrs
- Complete Day & Night (8am - 11pm)	\$ 881.82	\$ 925.00	Y	\$ 1,017.50	Discretionary	15 hrs
- Half Day (noon - 6pm)	\$ 359.09	\$ 377.00	Y	\$ 414.70	Discretionary	6 hrs
- Half Day & Night (noon - 11pm)	\$ 654.55	\$ 687.00	Y	\$ 755.70	Discretionary	11 hrs
Lessor Hall or Main Hall (& Kitchen) - Dardanup Only organisations)	\$ 23.18	\$ 24.00	Y	\$ 26.40	Discretionary	apply for fee waiver
Day time hire / Hr	\$ 30.00	\$ 31.00	Y	\$ 34.10	Discretionary	

(Appendix IPC: 8.7A)

SHIRE OF DARDANUP - 2026/2027 SCHEDULE OF FEES & CHARGES						
General Description	Fees and Charges 2025/26 GST Excl	Fees and Charges 2026/27 GST Excl	GST Y/N	Fees and Charges 2026/27 GST Incl	Charge Type	Notes
- Complete Evening (7pm - 11pm)	\$ 152.27	\$ 160.00	Y	\$ 176.00	Discretionary	5 hrs
- Complete Day (8am - 6pm)	\$ 293.18	\$ 308.00	Y	\$ 338.80	Discretionary	10 hrs
- Complete Day & Night (8am - 11pm)	\$ 440.91	\$ 463.00	Y	\$ 509.30	Discretionary	15 hrs
- Half Day (noon - 6pm)	\$ 179.55	\$ 188.00	Y	\$ 206.80	Discretionary	6 hrs
- Half Day & Night (noon - 11pm)	\$ 327.27	\$ 343.00	Y	\$ 377.30	Discretionary	11 hrs
11.1.3 Other Halls						
As set by individual Hall Lessees			Y	Leased	Discretionary	
Dardanup Community Centre (front section leased)			Y	Leased	Discretionary	
Dardanup Community Centre (rear section only)			Y	Leased	Discretionary	
- Concessional / Hr (Registered Non Profit, Charitable organisations)			Y	Leased	Discretionary	
- Day time hire / Hr			Y	Leased	Discretionary	
11.1.4 Bonds						
Key Bond	\$ 40.00	\$ 45.00	N	\$ 45.00	Discretionary	
Hall Bond - Events/Weddings/Birthday Parties	\$ 1,000.00	\$ 1,050.00	N	\$ 1,050.00	Discretionary	
Hall Bond - Commercial Use	\$ 500.00	\$ 525.00	N	\$ 525.00	Discretionary	
Hall Bond - Community Use/Groups	\$ 250.00	\$ 265.00	N	\$ 265.00	Discretionary	
Dardanup Community Centre (rear section only)				Leased	Discretionary	Commercial Use
Dardanup Community Centre (rear section only)				Leased	Discretionary	Community Use/Groups
11.1.5 Cleaning						
Use of Council Cleaners	At Cost	At Cost	Y	Cost+O/H) + GST	Discretionary	
11.1.6 Hire						
Eaton Sports Pavilion Hire / Glen Huon Change Rooms						
Hire						
Eaton Sports Pavilion (excludes Change Rooms)						

SHIRE OF DARDANUP - 2026/2027 SCHEDULE OF FEES & CHARGES

General Description	Fees and Charges 2025/26 GST Excl	Fees and Charges 2026/27 GST Excl	GST Y/N	Fees and Charges 2026/27 GST Incl	Charge Type	Notes
Eaton Sports Pavilion - Seasonal Charge	\$ 3,172.73	\$ 3,328.00	Y	\$ 3,660.80	Discretionary	
Hour	\$ 72.73	\$ 76.00	Y	\$ 83.60	Discretionary	
(20% Discounted Rate for 4 hours)						
organisations) - Per Hour	\$ 58.18	\$ 60.80	Y	\$ 66.88	Discretionary	
Meeting Room Hire Only (per Hour)	\$ 22.73	\$ 24.00	Y	\$ 26.40	Discretionary	
Charitable organisations)	\$ 13.64	\$ 14.00	Y	\$ 15.40	Discretionary	
Meeting Room Bond	\$ 90.91	\$ 95.00	N	\$ 95.00	Discretionary	
Glen Huon Change Rooms						
Glen Huon Change Rooms - Seasonal Charge	\$ 2,113.64	\$ 2,217.00	Y	\$ 2,438.70	Discretionary	
Glen Huon Change Rooms - Occasional Use/Daily Hire Per Hour	\$ 54.55	\$ 57.00	Y	\$ 62.70	Discretionary	
Concessional / Hr (Registered Non Profit, Charitable organisations) - Per Hour	\$ 45.45	\$ 48.00	Y	\$ 52.80	Discretionary	
Bond (Seasonal Hire, Events, User Agreements)	\$ 516.00	\$ 540.00	N	\$ 540.00	Discretionary	
Eaton Recreation Centre Car Park Hire (based on allocated bays)						
Car Park Hire - Monday to Friday 8:00am to 3:30pm School Days						
Per Bay Per Year (Calculation based on No. of Bays hired per 365 day year)	\$ 465.45	\$ 488.00	Y	\$ 536.80	Discretionary	
Per Bay Per Day	\$ 3.72	\$ 4.00	Y	\$ 4.40	Discretionary	
(25% discount for hire periods greater than 38 hours, 50% discount for hire periods greater than 152 hours)	\$ 0.46	\$ 0.50	Y	\$ 0.55	Discretionary	
11.2 <u>Parks, Gardens and Reserves</u>						

(Appendix IPC: 8.7A)

SHIRE OF DARDANUP - 2026/2027 SCHEDULE OF FEES & CHARGES						
General Description	Fees and Charges 2025/26 GST Excl	Fees and Charges 2026/27 GST Excl	GST Y/N	Fees and Charges 2026/27 GST Incl	Charge Type	Notes
11.2.1 Glen Huon Oval (Use of Oval)						
Bunbury Softball Assoc				Leased	Discretionary	
Glen Huon Oval - Seasonal Charge (excludes Softball lease area)	\$ 2,113.64	\$ 2,217.00	Y	\$ 2,438.70	Discretionary	
Glen Huon Oval - Occasional Use/Hire Per Day (10% discount for hire periods greater than 1 day, 25% discount for hire periods greater than 7 days)	\$ 363.64	\$ 381.00	Y	\$ 419.10	Discretionary	
Glen Huon Oval - Occasional Use/Hire Per Hour *Lighting Charges = At Cost	\$ 48.18	\$ 51.00	Y	\$ 56.10	Discretionary	*Lighting Charges - At Cost
Other User Agreements - Extended Use of Reserves (Case by Case Basis)			Y	As per Use Agreement	Discretionary	E.G. Govt Agencies
11.2.2 Tennis Courts - Dardanup						
Dardanup Tennis Club	\$ 59.09	\$ 62.00	Y	\$ 68.20	Discretionary	
Court Hire per hour (per court)	\$ 14.09	\$ 15.00	Y	\$ 16.50	Discretionary	
Lights per hour	\$ 9.32	\$ 10.00	Y	\$ 11.00	Discretionary	
11.2.3 Tennis Courts - Eaton						
Court Hire per hour (per court)	\$ 14.09	\$ 15.00	Y	\$ 16.50	Discretionary	
11.2.4 Water / 1000 litres (Standpipe Water)	\$ 20.00	\$ 21.00	N	\$ 21.00	Discretionary	Act'
Staff call out	At Cost	At Cost	Y	At Cost	Discretionary	
11.2.5 Reserves						
SWFL Oval use per Season (per oval)	\$ 2,181.82	\$ 2,289.00	Y	\$ 2,517.90	Discretionary	Per Season
11.2.6 Bonds						
Parks Gardens Reserves - Large Events	\$ 1,118.18	\$ 1,175.00	N	\$ 1,175.00	Discretionary	
Parks Gardens Reserves - Small Events	\$ 512.00	\$ 540.00	N	\$ 540.00	Discretionary	
Events on Roads	\$ 1,024.00	\$ 1,075.00	N	\$ 1,075.00	Discretionary	
11.2.7 Event Booking Fees						

SHIRE OF DARDANUP - 2026/2027 SCHEDULE OF FEES & CHARGES

SHIRE OF DARDANUP - 2026/2027 SCHEDULE OF FEES & CHARGES						
General Description	Fees and Charges 2025/26 GST Excl	Fees and Charges 2026/27 GST Excl	GST Y/N	Fees and Charges 2026/27 GST Incl	Charge Type	Notes
(Commercial)	\$ 172.73	\$ 181.82	Y	\$ 200.00	Discretionary	Policy
Profit Individual, Community Group or Sporting Club	\$ 86.36	\$ 90.91	Y	\$ 100.00	Discretionary	Policy
11.2.8 Cash in Lieu of Public Open Space						
Public Open Space contributions to Eaton	As set by the 'Act'	As set by the 'Act'	N	'Act'	Regulatory	
Public Open Space contributions to Dardanup	As set by the 'Act'	As set by the 'Act'	N	'Act'	Regulatory	Planning & Development Act 1995 s. 154/WAPC Policy 2.3 Public Open Space
Public Open Space contributions to Burekup	As set by the 'Act'	As set by the 'Act'	N	'Act'	Regulatory	
11.3 Eaton Recreation Centre						
11.3.1 Centre Administration Fees						
NEW Marketing Activities				0-100%	Discretionary	Subject to CEO (or CEO's delegated representative's) approval
Applies to all marketing and promotional activities associated with the operations of the Eaton Recreation Centre Recreation (Membership, Sports & Programs)						
Special Events				0-100%	Discretionary	Subject to CEO (or CEO's delegated representative's) approval
The Chief Executive Officer (or the Chief Executive Officer's delegated representative) is permitted to amend / negotiate fees for special events.						
11.3.2 Health & Fitness						
Administration Fees						
Start up Fee	\$ 40.91	\$ 40.91	Y	\$ 45.00	Discretionary	
Replacement Membership Access Device	\$ 9.09	\$ 9.09	Y	\$ 10.00	Discretionary	
Administration Fee - Forfeit Fee	\$ 18.18	\$ 18.18	Y	\$ 20.00	Discretionary	
Direct Debit Rejection Fee	\$ 13.64	\$ 13.64	Y	\$ 15.00	Discretionary	
Band Breach Penalty - First offence	\$ 45.45	\$ 68.18	Y	\$ 75.00	Discretionary	
Band Breach Penalty - Second and subsequent offence	\$ 90.91	\$ 90.91	Y	\$ 100.00	Discretionary	
Memberships						

(Appendix IPC: 8.7A)

SHIRE OF DARDANUP - 2026/2027 SCHEDULE OF FEES & CHARGES							
	General Description	Fees and Charges 2025/26 GST Excl	Fees and Charges 2026/27 GST Excl	GST Y/N	Fees and Charges 2026/27 GST Incl	Charge Type	Notes
NEW	Full Membership includes access to Gym (24/7), Group Fitness, Cycling, Fitness Coach Support, Body Scans, Casual Shots						
	ERC Active Full Access Membership - Fortnightly Direct Debit	\$ 32.73	\$ 32.73	Y	\$ 36.00	Discretionary	
	Teen Active (16-17 year olds) Full Access Membership - Fortnightly Direct Debit		\$ 26.36	Y	\$ 29.00	Discretionary	
	Youth Active (14-15 year olds) Restricted Access Membership - Fortnightly Direct Debit	\$ 26.36	\$ 22.73	Y	\$ 25.00	Discretionary	
	ERC Active Concession - Fortnightly Direct Debit	\$ 30.00	\$ 30.00	Y	\$ 33.00	Discretionary	
	Full Membership - Shire of Dardanup Residents Aged 80 years and over (residing in the Shire)						
	Octolegends (80 years and over) Shire of Dardanup Residents only - Restricted access membership - 12 month upfront	\$ 54.55	\$ 54.55	Y	\$ 60.00	Discretionary	
	Special Population Membership - Fit Over 50, Teenfit and Youth Memberships - 20% discount						
	Fit over 50 Membership - Fortnightly Direct Debit	\$ 26.36	\$ 26.36	Y	\$ 29.00	Discretionary	
	FIFO Active Full Access Membership - Fortnightly Direct Debit	\$ 16.36	\$ 17.27	Y	\$ 19.00	Discretionary	
	Corporate Rate Full Membership - 15% Discount Corporate Active	\$ 28.18	\$ 28.18		\$ 31.00	Discretionary	
	Full Access Membership (5 or more members from approved Business) - Fortnightly Direct Debit			Y			
	First Responders (Police, Fire, Paramedics) Full Access Membership - Fortnightly Direct Debit	\$ 28.18	\$ 28.18	Y	\$ 31.00	Discretionary	

SHIRE OF DARDANUP - 2026/2027 SCHEDULE OF FEES & CHARGES

SHIRE OF DARDANUP - 2026/2027 SCHEDULE OF FEES & CHARGES						
General Description	Fees and Charges 2025/26 GST Excl	Fees and Charges 2026/27 GST Excl	GST Y/N	Fees and Charges 2026/27 GST Incl	Charge Type	Notes
	\$ 322.73	\$ 322.73		\$ 355.00	Discretionary	
Rehabilitation Membership Allied Health - 3 month			Y			
NEW Creche Membership - Optional Add-on						
NEW 1 Child - Fortnightly Direct debit		\$ 16.36	Y	\$ 18.00	Discretionary	
NEW 2-3 Children - Fortnightly Direct Debit		\$ 27.27	Y	\$ 30.00	Discretionary	
Membership Discounts						
NEW Concession Applied to Memberships and Casual Fitness Passes for Pension, Senior, Health Care Card, DVA and Student Card holders.				20%	Discretionary	
NEW Membership Loyalty Applicable to Members who have maintained 10 years of consecutive membership - applied to full membership rate.				10%	Discretionary	
NEW Carer / Support Person Applied to non-participating carers and support workers.				100%	Discretionary	
Casual Entry						
Casual Gym Entry Pass	\$ 17.27	\$ 17.27	Y	\$ 19.00	Discretionary	
Casual Gym Entry - Concession: Senior / Full Time	\$ 15.46	\$ 15.46	Y	\$ 17.01	Discretionary	
Group Fitness Pass - 30 to 60 Minute Class	\$ 17.27	\$ 17.27	Y	\$ 19.00	Discretionary	
Group Fitness - Concession - Senior / Full Time Student	\$ 15.46	\$ 15.46	Y	\$ 17.01	Discretionary	
Fit Over 50 Session	\$ 12.73	\$ 12.73	Y	\$ 14.00	Discretionary	
Fitness Appraisal / Assessment + Program (Non-member)	\$ 59.09	\$ 59.09	Y	\$ 65.00	Discretionary	
Digital Body Scan (Non-member)	\$ 40.91	\$ 40.91	Y	\$ 45.00	Discretionary	
Personal Training						
Personal Training - Single Session (30 Minutes)	\$ 43.64	\$ 45.45	Y	\$ 50.00	Discretionary	
Personal Training - Single Session (45 Minutes)	\$ 52.73	\$ 54.55	Y	\$ 60.00	Discretionary	

SHIRE OF DARDANUP - 2026/2027 SCHEDULE OF FEES & CHARGES						
General Description	Fees and Charges 2025/26 GST Excl	Fees and Charges 2026/27 GST Excl	GST Y/N	Fees and Charges 2026/27 GST Incl	Charge Type	Notes
Personal Training - Single Session (1 Hour)	\$ 65.45	\$ 65.45	Y	\$ 72.00	Discretionary	
Personal Training 5 Pass (30 Minutes)	\$ 207.27	\$ 207.27	Y	\$ 228.00	Discretionary	
Personal Training 5 Pass (45 Minutes)	\$ 250.91	\$ 250.91	Y	\$ 276.00	Discretionary	
Personal Training 5 Pass (1 Hour)	\$ 310.91	\$ 310.91	Y	\$ 342.00	Discretionary	
Personal Training 10 Pass (30 Minutes)	\$ 392.73	\$ 392.73	Y	\$ 432.00	Discretionary	
Personal Training 10 Pass (45 Minutes)	\$ 474.55	\$ 474.55	Y	\$ 522.00	Discretionary	
Personal Training 10 Pass (1 Hour)	\$ 589.09	\$ 589.09	Y	\$ 648.00	Discretionary	
Personal Training Discounts						
NEW Non-Members (Casual Entry)		\$ 9.09	Y	\$ 10.00	Discretionary	
NEW Additional Participants (per person)		\$ 18.18	Y	\$ 20.00	Discretionary	
Personal Training 20 Pass (30 Minutes)	\$ 741.82	\$ 741.82	Y	\$ 816.00	Discretionary	
Personal Training 20 Pass (45 Minutes)	\$ 896.36	\$ 896.36	Y	\$ 986.00	Discretionary	
Personal Training 20 Pass (1 Hour)	\$ 1,112.73	\$ 1,112.73	Y	\$ 1,224.00	Discretionary	
Digital Body Scan - Member additional scans	\$ 27.27	\$ 27.27	Y	\$ 30.00	Discretionary	
11.3.3 Crèche						
Crèche - Members Single Session Pass (maximum 90 minutes)	\$ 5.00		Y		Discretionary	
NEW 1 Child		\$ 4.55	Y	\$ 5.00	Discretionary	
NEW 2 Children		\$ 7.73	Y	\$ 8.50	Discretionary	
NEW 3+ Children		\$ 10.00	Y	\$ 11.00	Discretionary	
Crèche - Members 10 Session Pass (maximum 90 minutes)	\$ 50.00	\$ 40.91	Y	\$ 45.00	Discretionary	
Crèche - Non-member Single Session Pass (maximum 90 minutes)	\$ 5.91		Y		Discretionary	
NEW 1 Child		\$ 5.45	Y	\$ 6.00		

SHIRE OF DARDANUP - 2026/2027 SCHEDULE OF FEES & CHARGES

General Description		Fees and Charges 2025/26 GST Excl	Fees and Charges 2026/27 GST Excl	GST Y/N	Fees and Charges 2026/27 GST Incl	Charge Type	Notes
NEW	2 Children		\$ 9.09	Y	\$ 10.00		
NEW	3+ Children		\$ 12.73	Y	\$ 14.00		
	Crèche - Non-member 10 Session Pass (maximum 90 minutes)	\$ 59.09	\$ 50.00	Y	\$ 55.00	Discretionary	
NEW	11.3.4 Café Café Products			Y	Market rate	Discretionary	
	11.3.5 Facility Hire Room Hire Meeting Room (Per hour)	\$ 27.27	\$ 27.27	Y	\$ 30.00	Discretionary	
	Multi-purpose Room (Per hour)	\$ 31.82	\$ 32.73	Y	\$ 36.00	Discretionary	
	Group Fitness Studio (Per hour) - Inc outdoor area if required	\$ 43.64	\$ 43.64	Y	\$ 48.00	Discretionary	
	Cycle Studio (Per session - includes 16 Bikes)	\$ 68.18	\$ 54.55	Y	\$ 60.00	Discretionary	
	Servery	\$ 21.36	\$ 21.36	Y	\$ 23.50	Discretionary	
	Changerooms/Toilets - Next to Court 3 (Per hour) (25% discount for hire periods greater than 1 day, 50% discount for hire periods greater than 7 days)	\$ 54.55	\$ 54.55	Y	\$ 60.01	Discretionary	
	Storage Room 1 (Per Day) - Approved groups only (25% discount for hire periods greater than 1 day, 50% discount for hire periods greater than 7 days)	\$ 13.64	\$ 13.64	Y	\$ 15.00	Discretionary	
	Storage Room 2 (Per Day) - Approved groups only (25% discount for hire periods greater than 1 day, 50% discount for hire periods greater than 7 days)	\$ 13.64	\$ 13.64	Y	\$ 15.00	Discretionary	
	Court Hire Note: Peak Period is defined as after 4:00pm Monday to Friday.						

(Appendix IPC: 8.7A)

SHIRE OF DARDANUP - 2026/2027 SCHEDULE OF FEES & CHARGES						
General Description	Fees and Charges 2025/26 GST Excl	Fees and Charges 2026/27 GST Excl	GST Y/N	Fees and Charges 2026/27 GST Incl	Charge Type	Notes
NEW Court Hire - Peak (Per hour)	\$ 54.55	\$ 56.36	Y	\$ 62.00	Discretionary	
Court Hire - Off Peak (Per hour)	\$ 40.91	\$ 41.82	Y	\$ 46.00	Discretionary	
Court Hire - Weekend (Per hour)		\$ 49.09	Y	\$ 54.00	Discretionary	
Half Court Hire - Peak (Per hour)	\$ 36.36	\$ 37.27	Y	\$ 41.00	Discretionary	
Half Court Hire - Off Peak (Per hour)	\$ 27.27	\$ 28.18	Y	\$ 31.00	Discretionary	
NEW Half Court Hire - Weekend (Per hour)		\$ 32.73	Y	\$ 36.00	Discretionary	
Room & Court Hire Discounts						
Approved / Registered Non-profit / Charitable				10%	Discretionary	
Events						
Grandstand (Per tier)	\$ 72.61	\$ 72.73	Y	\$ 80.00	Discretionary	
Competition Events Package (Per court)	\$ 31.82	\$ 31.82		\$ 35.00	Discretionary	
Score bench with 2 seats, 2 team low benches, court seating and coordinators counter (with the hire of 2 or more courts).			Y			
Local Organisation Hire with Alcohol (Per hour)	\$ 50.00	\$ 50.00	Y	\$ 55.00	Discretionary	
Equipment Hire						
Chair Hire (Per chair)	\$ 0.91	\$ 0.91	Y	\$ 1.00	Discretionary	
BBQ	\$ 22.73	\$ 22.73	Y	\$ 25.00	Discretionary	
Trestle Table Hire (Per table)	\$ 5.91	\$ 5.91	Y	\$ 6.50	Discretionary	
Data Projector (per Hour) min charge of 4 hours	\$ 9.09	\$ 9.09	Y	\$ 10.00	Discretionary	
Bouncy Castle (Per Use) - Indoor only	\$ 136.36	\$ 136.36	Y	\$ 150.00	Discretionary	
Hire - Additional Rubbish Fee (Per rubbish bin)	At Cost	At Cost	Y	At Cost	Discretionary	
Local Organisation (Not for profit - 10% off normal fee)	\$ 45.45	\$ 45.45	Y	\$ 50.00	Discretionary	
Facility Hire / Hour (Registered Non Profit / Charitable						
* 10% Discount Included						

SHIRE OF DARDANUP - 2026/2027 SCHEDULE OF FEES & CHARGES						
General Description	Fees and Charges 2025/26 GST Excl	Fees and Charges 2026/27 GST Excl	GST Y/N	Fees and Charges 2026/27 GST Incl	Charge Type	Notes
Board Meeting Room (Per Hour)	\$ 24.55	\$ 24.55	Y	\$ 27.01	Discretionary	
Meeting Multi-purpose Room One (Per Hour)	\$ 29.09	\$ 29.09	Y	\$ 32.00	Discretionary	
Storage Room 1 (Per Day) (25% discount for hire periods greater than 1 day, 50% discount for hire periods greater than 7 days)	\$ 13.64	\$ 13.64		\$ 15.00	Discretionary	
Storage Room 2 (Per Day) (25% discount for hire periods greater than 1 day, 50% discount for hire periods greater than 7 days)	\$ 13.64	\$ 13.64	Y	\$ 15.00	Discretionary	
Multi-purpose Group Fitness Studio (Per Hour) (Inc outdoor area if required)	\$ 39.64	\$ 39.64	Y	\$ 43.60	Discretionary	
Spin Room Cycle Studio (Per session) (incl 16 Bikes)	\$ 61.82	\$ 61.82	Y	\$ 68.00	Discretionary	
Servery	\$ 19.36	\$ 19.36	Y	\$ 21.30	Discretionary	
Court Hire - OFF PEAK	\$ 37.27	\$ 37.27	Y	\$ 41.00	Discretionary	
Court Hire - PEAK	\$ 49.55	\$ 49.55	Y	\$ 54.51	Discretionary	
Half Court Hire - OFF PEAK	\$ 24.55	\$ 24.55	Y	\$ 27.01	Discretionary	
Half Court Hire - PEAK	\$ 33.18	\$ 33.18	Y	\$ 36.50	Discretionary	
<i>Note: Peak - after 4:00pm Monday to Friday</i>						
11.3.6 Sports & Programs						
Casual Shots						
Single Entry	\$ 4.55	\$ 4.55	Y	\$ 5.00	Discretionary	
10 Entry Pass	\$ 41.82	\$ 41.82	Y	\$ 46.00	Discretionary	
3 Month Pass	\$ 81.82	\$ 81.82	Y	\$ 90.00	Discretionary	
6 Month Pass	\$ 145.45	\$ 145.45	Y	\$ 160.00	Discretionary	
Casual Sport (Pickleball, Badminton / Other)						
Daytime Game Fee	\$ 8.18	\$ 8.18	Y	\$ 9.00	Discretionary	
Sports Competitions						

SHIRE OF DARDANUP - 2026/2027 SCHEDULE OF FEES & CHARGES

General Description	Fees and Charges 2025/26 GST Excl	Fees and Charges 2026/27 GST Excl	GST Y/N	Fees and Charges 2026/27 GST Incl	Charge Type	Notes
Daytime Competitions						
Team Nomination Fee (New team)	\$ 34.55	\$ 34.55	Y	\$ 38.00	Discretionary	
Team Registration (Ongoing team)	\$ 21.82	\$ 21.82	Y	\$ 24.00	Discretionary	
Game Fee (Per game)	\$ 43.64	\$ 43.64	Y	\$ 48.00	Discretionary	
Evening Competitions						
Team Nomination Fee (New team)	\$ 49.09	\$ 49.09	Y	\$ 54.00	Discretionary	
Team Registration (Ongoing team)	\$ 29.09	\$ 29.09	Y	\$ 32.00	Discretionary	
Team Nomination Fee - Junior (New team)	\$ 44.55	\$ 44.55	Y	\$ 49.00	Discretionary	
Team Registration - Junior (Ongoing team)	\$ 24.55	\$ 24.55	Y	\$ 27.00	Discretionary	
Game Fee (Per game) - Netball	\$ 59.09	\$ 61.82	Y	\$ 68.00	Discretionary	
Game Fee (Per game) - Basketball	\$ 59.09	\$ 61.82	Y	\$ 68.00	Discretionary	
Game Fee (Per game) - Futsal	\$ 54.55	\$ 57.27	Y	\$ 63.00	Discretionary	
Game Fee (Per game) - Junior	\$ 45.45	\$ 52.73	Y	\$ 58.00	Discretionary	
Game Fee (Per game) - Basketball 3 on 3	\$ 40.91	\$ 40.91	Y	\$ 45.00	Discretionary	
Forfeit Fees						
48 Hours Notice (Game fee only)	At Cost	At Cost	Y	At Cost	Discretionary	
24 Hours Notice (Game fee + Other team's fee)	At Cost	At Cost	Y	At Cost	Discretionary	
No Show (Game fee + other teams fee + admin fee)	At Cost	At Cost	Y	At Cost	Discretionary	
Vacation Care						
Vacation Care (Per day)	\$ 68.18	\$ 78.00	N	\$ 78.00	Discretionary	Vacation Care Programme
Vacation Care After Hours Late Fee - After 5.45pm	\$ 10.00	\$ 11.00	N	\$ 11.00	Discretionary	After 5.45pm but before 5.59pm
Vacation Care After Hours Late Fee - After 6.00pm - charge every 5 minutes or part thereof	\$ 14.55	\$ 16.00	N	\$ 16.00	Discretionary	\$16.00 per every 5 minutes after 6.00pm
Administration Fee - Late Payment Fee	\$ 19.09	\$ 25.00	N	\$ 25.00	Discretionary	Per Invoice Request
NEW Vacation Care incursion/excursion activities			N	Market rate	Discretionary	
Programs						

(Appendix IPC: 8.7A)

SHIRE OF DARDANUP - 2026/2027 SCHEDULE OF FEES & CHARGES						
General Description	Fees and Charges 2025/26 GST Excl	Fees and Charges 2026/27 GST Excl	GST Y/N	Fees and Charges 2026/27 GST Incl	Charge Type	Notes
Birthday Parties (per child, minimum of 12 - 2 hour party - Inc catering)	\$ 18.18	\$ 18.18	Y	\$ 20.00	Discretionary	
Equipment Hire - Balls (Basketballs, Volleyballs, Futsal & Netballs)	\$ 0.91	\$ 0.91	Y	\$ 1.00	Discretionary	
Program level 1 - per session (Fitness, Sport and Children Programs)	\$ 9.09	\$ 9.09	Y	\$ 10.00	Discretionary	
Program level 2 - per session (Fitness, Sport and Children Programs)	\$ 10.00	\$ 10.00	Y	\$ 11.00	Discretionary	
Program level 3 - per session (Fitness, Sport and Children Programs)	\$ 10.91	\$ 10.91	Y	\$ 12.00	Discretionary	
Program level 4 - per session (Fitness, Sport and Children Programs)	\$ 11.82	\$ 11.82	Y	\$ 13.00	Discretionary	
Program level 5 - per session (Fitness, Sport and Children Programs)	\$ 12.73	\$ 12.73	Y	\$ 14.00	Discretionary	
Program level 6 - per session (Fitness, Sport and Children Programs)	\$ 13.64	\$ 13.64	Y	\$ 15.00	Discretionary	
Program level 7 - per session (Fitness, Sport and Children Programs)	\$ 15.00	\$ 15.00	Y	\$ 16.50	Discretionary	
Program level 8 - per session (Fitness, Sport and Children Programs)	\$ 15.91	\$ 15.91	Y	\$ 17.50	Discretionary	
Program level 9 - per session (Fitness, Sport and Children Programs)	\$ 17.27	\$ 17.27	Y	\$ 19.00	Discretionary	
Program level 10 - per session (Fitness, Sport and Children Programs)	\$ 18.18	\$ 18.18	Y	\$ 20.00	Discretionary	
Overnight Accommodation (Per Night) - Excludes						
Up to 25 50 people	\$ 340.91	\$ 681.82	Y	\$ 750.00	Discretionary	

SHIRE OF DARDANUP - 2026/2027 SCHEDULE OF FEES & CHARGES						
General Description	Fees and Charges 2025/26 GST Excl	Fees and Charges 2026/27 GST Excl	GST Y/N	Fees and Charges 2026/27 GST Incl	Charge Type	Notes
Additional per person rate – 26 to 50-	\$ 11.82	\$ 11.82	Y	\$ 13.00	Discretionary	
Additional per person rate - 51 to 75	\$ 10.68	\$ 10.91	Y	\$ 12.00	Discretionary	
Additional per person rate 76 and over	\$ 9.55	\$ 10.00	Y	\$ 11.00	Discretionary	
Staff Costs						
Staff Costs - Centre Supervisor* / Cleaner	\$ 58.18		Y	120% of cost	Discretionary	
Staff Costs - Group Fitness Instructor	\$ 78.18		Y	120% of cost	Discretionary	
Staff Costs - Security Call Outs	At Cost	At Cost	Y	At Cost	Discretionary	
<i>*After Hours Centre Supervisor charges per Area:</i>						
<i>Hire 1 Area = 100% of Rate</i>						
<i>Hire 2 Areas = 50% of Rate</i>						
<i>Hire 3 Areas = No Charge</i>						
<i>Note, 1 Court is equal to 1 Area.</i>						
11.3.7 Signage (Charge per annum or pro rata) - Includes signage and installation costs						
Court 2 - North Wall 1220w x 1200h	\$ 318.18		Y	Market rate	Discretionary	
Court 2 - North Wall 2440w x 1200h	\$ 386.36		Y	Market rate	Discretionary	
NEW Court 1 - Walls 1220w x 1200h			Y	Market rate	Discretionary	
NEW Court 1 - Walls 2440w x 1200h			Y	Market rate	Discretionary	
NEW Court 3 - Walls 1220w x 1200h			Y	Market rate	Discretionary	
NEW Court 3 - Walls 2440w x 1200h			Y	Market rate	Discretionary	
Wall 2400 x 1800	\$ 431.82	\$ 431.82	Y	\$ 475.00	Discretionary	
Wall 2400 x 2400	\$ 545.45	\$ 545.45	Y	\$ 600.00	Discretionary	
Corporate Plus discount - 15%	\$ 472.73		Y	Market rate	Discretionary	
11.4 Libraries						

SHIRE OF DARDANUP - 2026/2027 SCHEDULE OF FEES & CHARGES						
General Description	Fees and Charges 2025/26 GST Excl	Fees and Charges 2026/27 GST Excl	GST Y/N	Fees and Charges 2026/27 GST Incl	Charge Type	Notes
11.4.1 Internet & Wi-Fi Access						
Internet & Wi-Fi Access	No Charge	No Charge	Y	No Charge	Discretionary	
11.4.2 Miscellaneous						
Lost / Damaged Items - Replacement	At Cost	At Cost	N	At Cost	Discretionary	ATO Private Ruling
Headphones (per set)	\$ 3.18	\$ 3.30	Y	\$ 3.70	Discretionary	
11.4.3 Printing & Copying Costs						
A4 Black & White	\$ 0.27	\$ 0.30	Y	\$ 0.40	Discretionary	
A4 Colour	\$ 0.91	\$ 1.00	Y	\$ 1.10	Discretionary	
A3 Black & White	\$ 0.55	\$ 0.60	Y	\$ 0.70	Discretionary	
A3 Colour	\$ 1.82	\$ 1.90	Y	\$ 2.10	Discretionary	
11.4.4 Own Paper Supplied						
A4 B/W	\$ 0.55	\$ 0.57	Y	\$ 0.70	Discretionary	Moved from 4.3.2 above
A4 Colour	\$ 1.41	\$ 1.48	Y	\$ 1.70	Discretionary	Moved from 4.3.2 above
A3 B/W	\$ 1.91	\$ 2.00	Y	\$ 2.30	Discretionary	Moved from 4.3.2 above
A3 Colour	\$ 2.09	\$ 2.19	Y	\$ 2.50	Discretionary	Moved from 4.3.2 above
11.4.5 Laminating Costs						
A4	\$ 1.82	\$ 1.91	Y	\$ 2.20	Discretionary	
A3	\$ 2.73	\$ 2.86	Y	\$ 3.20	Discretionary	
11.4.6 Book Sale						
Used Magazines	\$ 0.91	\$ 0.91	Y	\$ 1.10	Discretionary	
Used Books (Paperback)	\$ 0.91	\$ 0.91	Y	\$ 1.10	Discretionary	
Used Books (Hardcover)	\$ 1.82	\$ 1.82	Y	\$ 2.10	Discretionary	
Used DVDs	\$ 1.82	\$ 1.82	Y	\$ 2.10	Discretionary	
PROGRAM 12 Transport						

SHIRE OF DARDANUP - 2026/2027 SCHEDULE OF FEES & CHARGES						
General Description	Fees and Charges 2025/26 GST Excl	Fees and Charges 2026/27 GST Excl	GST Y/N	Fees and Charges 2026/27 GST Incl	Charge Type	Notes
12.1 Transport						
12.1.1 Special Series Number Plates	\$ 399.09	\$ 399.09	Y	\$ 439.00	Discretionary	
12.1.2 Verge Inspection Fee - Single Dwelling (Residential)	\$ 284.00	\$ 298.00	N	\$ 298.00	Discretionary	
Verge Inspection Fee - Multiple Dwelling (Residential)	\$ 284.00	\$ 298.00	N	\$ 298.00	Discretionary	
Verge Inspection Fee - Commercial / Industrial	\$ 284.00	\$ 298.00	N	\$ 298.00	Discretionary	
12.1.3 Contribution for Pathways - Developers	\$51.88/m2	\$51.88/m2	N	\$51.88/m2	Discretionary	
Contribution to Works - West Dardanup Structure Plan	\$ 543.00	\$ 570.00	N	\$ 570.00	Discretionary	(AC)
Contribution for Roads & Upgrades - Developers (Policy E6.21)	\$ 6,604.00	\$ 6,854.00	N	\$ 6,854.00	Discretionary	per lot - annual increase based on Road and Bridge Construction WA PPI Dec24-Dec 25 = 3.78% (AC)
Contribution for Road Safety - Heavy Haulage on Local Roads - per Permit	\$ 307.00	\$ 307.00	N	\$ 307.00	Discretionary	per lot
Contribution to the Gavins Gully Bridge which is detailed in the West Dardanup Structure Plan	\$ 307.00	\$ 307.00	N	\$ 9,416.00	Discretionary	per lot - increase based on Road and Bridge Construction WA PPI Dec 23-Dec 25 = 6.14% (AC)
Permanent Road Closure - In line with other Shires fees which cover admin costs of advertising and preparing a Council Agenda Item.	\$ 307.00	\$ 307.00	N	\$ 900.00	Discretionary	per lot
Temporary Road Closures - In line with other Shires fees which cover admin costs of advertising and preparing a Council Agenda Item.	\$ 307.00	\$ 307.00	N	\$ 400.00	Discretionary	per lot
PROGRAM 13 Economic Services						
13.1 Tourism & Area Promotion						
13.1.1 Caravan Parks & Camping Grounds						
Application/Renewals	\$ 205.00	\$ 205.00	N	\$ 205.00	Discretionary	Caravan Parks and Camp. Reg. 1997
Or						

(Appendix IPC: 8.7A)

SHIRE OF DARDANUP - 2026/2027 SCHEDULE OF FEES & CHARGES						
General Description	Fees and Charges 2025/26 GST Excl	Fees and Charges 2026/27 GST Excl	GST Y/N	Fees and Charges 2026/27 GST Incl	Charge Type	Notes
Long term sites - per site - As per regulations	\$ 6.10	\$ 6.10	N	\$ 6.10	Discretionary	Caravan & Camping Act
Short term sites - per site - As per regulations	\$ 6.10	\$ 6.10	N	\$ 6.10	Discretionary	Caravan & Camping Act
Camp site - per site - As per regulations	\$ 3.10	\$ 3.10	N	\$ 3.10	Discretionary	Caravan & Camping Act
Overflow site - per site - As per regulations	\$ 1.50	\$ 1.50	N	\$ 1.50	Discretionary	Caravan & Camping Act
Additional fee for renewal after expiry	\$ 20.50	\$ 20.50	N	\$ 20.50	Discretionary	Caravan & Camping Act
Temporary licence: Pro rata as per application	\$ 102.40	\$ 102.40	N	min. \$100.00	Discretionary	Caravan & Camping Act
Transfer of Licence	\$ 102.40	\$ 102.40	N	\$ 102.40	Discretionary	Caravan & Camping Act
13.1.2 Building Control						
Uncertified Application for a Building Permit (min \$110.00)	0.32%	0.32%	N	0.32%	Regulatory	Building Act 2011 - s. 16(1)
Certified Building Permit Class 1 or 10 (min \$110.00)	0.19%	0.19%	N	0.19%	Regulatory	Building Act 2011
Certified Building Permit Class 2-9 (min \$110.00)	0.09%	0.09%	N	0.09%	Regulatory	Building Act 2011
Demolition Permit Class 1 or 10	\$ 110.00	\$ 110.00	N	\$ 110.00	Regulatory	Building Act 2011 - s. 16(1)
Demolition Permit Class 2 - 9 (for each story of building)	\$ 110.00	\$ 110.00	N	\$ 110.00	Regulatory	Building Act 2011 - s. 16(1)
Application to extend the time during which a building or demolition permit has effect	\$ 110.00	\$ 110.00	N	\$ 110.00	Regulatory	Building Act 2011 - s. 32(3)(f)
Application for an Occupancy Permit for a completed building	\$ 110.00	\$ 110.00	N	\$ 110.00	Regulatory	Building Act 2011 - s. 46
Application for a temporary Occupancy Permit for an incomplete building	\$ 110.00	\$ 110.00	N	\$ 110.00	Regulatory	Building Act 2011 - s. 47
Application for modification of an Occupancy Permit for additional use of a building on a temporary basis	\$ 110.00	\$ 110.00	N	\$ 110.00	Regulatory	Building Act 2011 - s. 48
Application for a replacement Occupancy Permit for permanent change of the building's use or classification	\$ 110.00	\$ 110.00	N	\$ 110.00	Regulatory	Building Act 2011 - s. 49
Occupancy Permit for a building in respect of which unauthorised work has been done (min \$110.00)	0.18%	0.18%	N	0.18%	Regulatory	Not less than \$110.00 - s. 51(2)

(Appendix IPC: 8.7A)

SHIRE OF DARDANUP - 2026/2027 SCHEDULE OF FEES & CHARGES						
General Description	Fees and Charges 2025/26 GST Excl	Fees and Charges 2026/27 GST Excl	GST Y/N	Fees and Charges 2026/27 GST Incl	Charge Type	Notes
Building Approval Certificate for a building in respect of which unauthorised work has been done (min \$110.00)	0.38%	0.38%	N	0.38%	Regulatory	Not less than \$110.00 - s. 51(3)
Application for a replacement Occupancy Permit for permanent change of the building's classification existing building where unauthorised work has not been done	\$ 110.00	\$ 110.00	N	\$ 110.00	Regulatory	Building Act 2011 - s. 52(1)
Application to extend the time during which a Building Approval Certificate has effect	\$ 110.00	\$ 110.00	N	\$ 110.00	Regulatory	Building Act 2011 - s. 52(2)
Application for Amendment to a Building Permit	\$ 110.00	\$ 110.00	N	\$ 110.00	Regulatory	Building Act 2011 - s. 65(3)(a) Same calculation as for Building Permit based on change to contract value (but not less than \$110.00)
13.1.2 Building Control						
Search Fee / Copy of Building Plans	\$ 100.00	\$ 105.00	N	\$ 105.00	Discretionary	
Swimming Pool Inspection Levy per 4 Years	\$ 144.00	\$ 180.00	N	\$ 180.00	Regulatory	Years
- Swimming Pool 4 Yearly Inspection (Annual Fee)	\$ 36.00	\$ 45.00	N	\$ 45.00	Regulatory	annually
- Swimming Pool Barrier Inspection Fee (one-off pool barrier inspection fee for all proposed new pools)	\$ 145.00	\$312.00	N	\$ 312.00	Regulatory	
13.1.3 Extractive Industries						
Application	\$ 1,500.00	\$ 1,574.00	N	\$ 1,574.00	Discretionary	Local Government Act 1995 / Local Law
Annual licence & renewal fees						
- less than 1 hectare	\$ 1,000.00	\$ 1,049.00	N	\$ 1,049.00	Discretionary	Local Government Act 1995
- more than 1 less than 5 hectare	\$ 1,500.00	\$ 1,574.00	N	\$ 1,574.00	Discretionary	Local Government Act 1995
- greater than 5 hectares	\$ 2,000.00	\$ 2,098.00	N	\$ 2,098.00	Discretionary	Local Government Act 1995
Licence transfer fee	\$ 500.00	\$ 525.00	N	\$ 525.00	Discretionary	Local Government Act 1995
Rehabilitation Bond - Amount per Hectare	\$15,000/H	\$15,000/H	N	\$ 15,000.00	Discretionary	
PROGRAM 14 Other Property & Services						

SHIRE OF DARDANUP - 2026/2027 SCHEDULE OF FEES & CHARGES						
General Description	Fees and Charges 2025/26 GST Excl	Fees and Charges 2026/27 GST Excl	GST Y/N	Fees and Charges 2026/27 GST Incl	Charge Type	Notes
14.1 Private Works						
14.1.1 Plant (per hour or part thereof)						
Graders	COST + 25%	COST + 25%	Y	Cost + 25%, + GST	Discretionary	GST Rate 10%
Loaders	COST + 25%	COST + 25%	Y	Cost + 25%, + GST	Discretionary	
Trucks - 8 Tonne	COST + 25%	COST + 25%	Y	Cost + 25%, + GST	Discretionary	
Tractors - with attachments	COST + 25%	COST + 25%	Y	Cost + 25%, + GST	Discretionary	
Utilities - 1 Tonne	COST + 25%	COST + 25%	Y	Cost + 25%, + GST	Discretionary	
Steel Roller	COST + 25%	COST + 25%	Y	Cost + 25%, + GST	Discretionary	
Multi-Tyre Roller	COST + 25%	COST + 25%	Y	Cost + 25%, + GST	Discretionary	
MR WA & DEC						
Graders	COST + 10%	COST + 10%	Y	Cost + 10%, + GST	Discretionary	
Loaders	COST + 10%	COST + 10%	Y	Cost + 10%, + GST	Discretionary	
Trucks - 8 Tonne	COST + 10%	COST + 10%	Y	Cost + 10%, + GST	Discretionary	
Tractors - with attachments	COST + 10%	COST + 10%	Y	Cost + 10%, + GST	Discretionary	
Utilities - 1 Tonne	COST + 10%	COST + 10%	Y	Cost + 10%, + GST	Discretionary	
Cement Mixer	COST + 10%	COST + 10%	Y	Cost + 10%, + GST	Discretionary	
Water Pump	COST + 10%	COST + 10%	Y	Cost + 10%, + GST	Discretionary	
Plate Compactor	COST + 10%	COST + 10%	Y	Cost + 10%, + GST	Discretionary	
Road Sweeper - Trailer	COST + 10%	COST + 10%	Y	Cost + 10%, + GST	Discretionary	
14.1.2 Employees						
Supervision Fees - Part Supervision	1.5%	1.5%	N	1.5%	Discretionary	GST Exempt
Supervision Fees - Full Supervision	3.00%	3.00%	N	3.00%	Discretionary	
Works	COST + 25%	COST + 25%	Y	Cost + 25%, + GST	Discretionary	
Works - MRWA / DEC	COST + 10%	COST + 10%	Y	Cost + 10%, + GST	Discretionary	

SHIRE OF DARDANUP - 2026/2027 SCHEDULE OF FEES & CHARGES

General Description	Fees and Charges 2025/26 GST Excl	Fees and Charges 2026/27 GST Excl	GST Y/N	Fees and Charges 2026/27 GST Incl	Charge Type	Notes
14.2 Administration						
14.2.1 Officer Charge Rates / Hour						
Chief Executive Officer	\$ 295.45	\$ 309.91	Y	\$ 340.90	Discretionary	
Director	\$ 277.27	\$ 290.91	Y	\$ 320.00	Discretionary	
Manager	\$ 186.36	\$ 195.45	Y	\$ 215.00	Discretionary	
Principal Planning Officer	\$ 163.64	\$ 171.82	Y	\$ 189.00	Discretionary	
Planning Officer	\$ 118.18	\$ 124.00	Y	\$ 136.40	Discretionary	
Principal Building Surveyor	\$ 163.64	\$ 171.82	Y	\$ 189.00	Discretionary	
Building Surveyor	\$ 118.18	\$ 124.00	Y	\$ 136.40	Discretionary	
Civil Engineer	\$ 186.36	\$ 195.45	Y	\$ 215.00	Discretionary	
Engineering Officer	\$ 118.18	\$ 124.00	Y	\$ 136.40	Discretionary	
Principal Environmental Health Officer	\$ 163.64	\$ 171.82	Y	\$ 189.00	Discretionary	
Health Officer	\$ 118.18	\$ 124.00	Y	\$ 136.40	Discretionary	
Ranger	\$ 118.18	\$ 124.00	Y	\$ 136.40	Discretionary	
All Other Officers	\$ 81.82	\$ 85.82	Y	\$ 94.40	Discretionary	
14.2.2 Events Application Fee						
Small Commercial Event <200 people	\$ 265.00	\$ 278.00	N	\$ 278.00	Discretionary	
Medium Commercial Event 201 - 500 people	\$ 530.00	\$ 556.00	N	\$ 556.00	Discretionary	
Large Commercial Event >500 people	\$ 800.00	\$ 839.00	N	\$ 839.00	Discretionary	
14.2.3 Traffic Management Plan Preparation						
sourced works or subdivision works).	\$ 123.00	\$ 129.00	N	\$ 129.00	Discretionary	
14.2.4 Fee						
Fee	\$ 263.64	\$ 263.64	Y	\$ 290.00	Discretionary	
14.2.5 Administration Building - Eaton						
Library - Yarri Room (6 people). (Per/hr)	\$ 22.73	\$ 24.00	Y	\$ 26.40	Discretionary	
Eaton Reception - Marri Room (6 people) (Per/hr)	\$ 22.73	\$ 24.00	Y	\$ 26.40	Discretionary	
Eaton Reception - Jarrah Room (10 people) (Per/hr)	\$ 27.27	\$ 29.00	Y	\$ 31.90	Discretionary	

(Appendix IPC: 8.7A)

SHIRE OF DARDANUP - 2026/2027 SCHEDULE OF FEES & CHARGES							
General Description		Fees and Charges 2025/26 GST Excl	Fees and Charges 2026/27 GST Excl	GST Y/N	Fees and Charges 2026/27 GST Incl	Charge Type	Notes
NEW	Eaton Reception - Wandu Room (6 people) (Per/hr)		\$ 24.00	Y	\$ 26.40	Discretionary	
	Meeting Room Bond	\$ 95.45	\$ 100.00	N	\$ 100.00	Discretionary	
	Chambers, Dining & Kitchen (Per/hr)	\$ 70.00	\$ 73.00	Y	\$ 80.30	Discretionary	
	Chambers, Dining & Kitchen Bond	\$ 465.45	\$ 488.00	Y	\$ 536.80	Discretionary	
	Administration Building - Dardanup						
	Meeting Room - Not for Profit (Per Hour) - Office Hours Only	\$ -	\$ -	Y	No Charge	Discretionary	
	Meeting Room - Commercial Hire (Per Hour) - Office Hours Only	\$ 28.18	\$ 30.00	Y	\$ 33.00	Discretionary	

RISK ASSESSMENT TOOL

OVERALL RISK EVENT: Schedule of Fees and Charges – 2026/27

RISK THEME PROFILE:

3 - Failure to Fulfil Compliance Requirements (Statutory, Regulatory)

Choose an item.

RISK ASSESSMENT CONTEXT: Strategic

CONSEQUENCE CATEGORY	RISK EVENT	PRIOR TO TREATMENT OR CONTROL			RISK ACTION PLAN (Treatment or controls proposed)	AFTER TREATMENT OR CONTROL		
		CONSEQUENCE	LIKELIHOOD	INHERENT RISK RATING		CONSEQUENCE	LIKELIHOOD	RESIDUAL RISK RATING
HEALTH	No risk event identified for this category.	Not Required - No Risk Identified	N/A	N/A	Not required.	Not required.	Not required.	Not required.
FINANCIAL IMPACT	Risk that the Draft 2026/27 Fees and Charges is not adopted by Council; Loss of Revenue	Catastrophic (5)	Rare (1)	Moderate (5 - 11)	Not required.	Not required.	Not required.	Not required.
SERVICE INTERRUPTION	No risk event identified for this category.	Not Required - No Risk Identified	N/A	N/A	Not required.	Not required.	Not required.	Not required.
LEGAL AND COMPLIANCE	Risk of Council breaching the Local Government Act 1995 – Risk that the Draft 2026/27 Fees and Charges is not adopted by Council	Major (4)	Rare (1)	Low (1 - 4)	Not required.	Not required.	Not required.	Not required.
REPUTATIONAL	Inappropriate charging of fees may reflect negatively on Council	Moderate (3)	Rare (1)	Low (1 - 4)	Not required.	Not required.	Not required.	Not required.
ENVIRONMENT	No risk event identified for this category.	Not Required - No Risk Identified	N/A	N/A	Not required.	Not required.	Not required.	Not required.
PROPERTY	No risk event identified for this category.	Not Required - No Risk Identified	N/A	N/A	Not required.	Not required.	Not required.	Not required.



10 YEAR RATING STRATEGY

2026/27 To 2035/36



Administration Centre – Eaton

1 Council Drive | PO Box 7016

EATON WA 6232

Tel: 9724 0000 | Fax: 9724

records@dardanup.wa.gov.au

www.dardanup.wa.gov.au

Contents

1. INTRODUCTION 2

1.1 THE PURPOSE OF THIS RATING STRATEGY 2

2 RATING SYSTEM IN WESTERN AUSTRALIA..... 2

2.1 LEGISLATION 2

2.2 WHY DOES COUNCIL RAISE RATES 2

2.3 BASIS OF CALCULATING RATES..... 2

2.4 TYPES OF RATES 2

2.4.1 *Differential General Rate*..... 2

2.4.2 *Minimum Rate*..... 3

2.4.3 *Specified Area Rate*..... 3

2.4.4 *Service Charges* 3

2.5 RATES DISCOUNTS, CONCESSIONS & EXEMPTIONS 4

2.5.1 *Pensioners & Seniors*..... 4

2.5.2 *Early Payment Discounts*..... 4

2.5.3 *Concessions*..... 4

2.5.4 *Exemptions*..... 4

3 RATING OBJECTIVES OF THE SHIRE OF DARDANUP..... 5

3.1 FAIRNESS & EQUITY AMONG RATEPAYERS 5

3.1.1 *Fair Contribution to Rates*..... 5

3.1.2 *Equity of Rates Liability*..... 5

3.1.3 *Consistency in Rating Policy* 5

3.2 SPECIFIC POLICIES 5

3.2.1 *Discounts / Concessions*..... 5

3.2.2 *Rates & Charges* 5

3.2.3 *Payment of Rates*..... 5

4 RATING STRATEGY 6

4.1 STRATEGY TO ACHIEVE FAIRNESS & EQUITY AMONG RATEPAYERS 6

4.1.1 *Fair Contribution to Rates*..... 6

4.1.2 *Equity of Rates Liability*..... 6

4.1.3 *Consistency in Rating Policy* 7

4.2 RATING POLICIES 8

4.2.1 *Discounts / Concessions*..... 8

4.2.2 *Rates & Charges* 8

4.2.3 *Rates Payment Options* 13

4.2.4 *Rates Payment Plans*..... 13

1. Introduction

1.1 The Purpose of this Rating Strategy

The Shire of Dardanup has developed this Rating Strategy as a tool for community & financial planning.

In publishing this document Council has the following aims:

- a) Improve understanding of the rating system in Western Australia.
- b) Articulate Council's rating objectives.
- c) Establish strategies to achieve its rating objectives.

Council intends to review this document during its annual corporate financial planning cycle. This will ensure the Rating Strategy is dynamic in nature, allowing it to meet the needs of this rapidly growing Shire.

2 Rating System in Western Australia

2.1 Legislation

Local Government in Western Australia operates under the *Local Government Act 1995 (LGA)*. It is the provisions under this act that governs Council in the raising of rates.

2.2 Why does Council raise Rates

When adopting the Annual Budget, Council is required to impose a general rate on rateable land in the district in order to make up any budget deficiency, S6.32 (LGA).

The general rates are determined by Council on the basis of raising the revenue required to meet the deficiency between the total estimated expenditure proposed in the budget and the estimated revenue to be received from all sources other than rates.

Strong consideration is also given by Council to the extent of any increase in rating over the level adopted in the previous year.

(A copy of the Annual Budget is available online. www.dardanup.wa.gov.au).

2.3 Basis of Calculating Rates

Rates are calculated by multiplying the valuation of a property by the adopted rate in the dollar. Property valuations are set by the Valuer General's Office (Landgate) and will be either the Unimproved Valuation (UV), for properties that are used predominately for rural purposes, or a Gross Rental Valuation (GRV) which applies to properties that are used predominately for non-rural purposes.

2.4 Types of Rates

2.4.1 Differential General Rate

Council may wish to apply a different rate in the dollar to certain groups of properties. These groups can only be of the following (or groups of) characteristics.

- a) Land Zoning; or
- b) Predominant purpose for which the land is held (determined by Council); or
- c) Vacant Land; or
- d) A combination of any of these.

Differential rating allows Council to have some flexibility in determining rates for properties on the same valuation method. It may be used to encourage certain land use (eg a lower rate in the dollar may be used to encourage commercial property development in the Shire) or may offset the increased cost of providing services and facilities to a specific land use area.

In 2024/25, Council introduced Differential Rating. This continues to be the adopted rating methodology for 2025/26 and will also be applied in the 2026/27 annual budget and rates modelling process.

2.4.2 Minimum Rate

A minimum payment may be determined by Council so that all ratepayers must make a reasonable contribution to the cost of Councils services & facilities.

Future increases in the minimum rate are based on the general percentage increase in rates applied by Council, while also taking into consideration other similar local government minimum rates.

2.4.3 Specified Area Rate

Council may impose a rate on specific properties in an area for the purpose of meeting the cost of a specific work, service or facility. Monies raised are regulated to ensure the funds generated by such a rate, are spent in accordance with the purpose.

Rates are calculated by multiplying the valuation of a property (GRV) by the adopted rate in the dollar required to generate sufficient revenue to meet the expenditure area.

Council currently applies a Specified Area Rate for the following:

- a) Bulk Waste Collection at an average of \$32 per property in 2025/26 (\$0.001186)
- b) Eaton Landscaping at an average of \$33 per property in 2025/26 (\$0.001130)

2.4.4 Service Charges

Council may impose a charge on either land owners or occupiers for the cost of providing the following services

- a) Television & Radio broadcasting
- b) Underground Electricity
- c) Property surveillance & security
- d) Water.

Monies raised are regulated to ensure the funds generated by such a rate, are spent in accordance to the purpose. At this time Council does not raise any service charges.

2.5 Rates Discounts, Concessions & Exemptions

2.5.1 Pensioners & Seniors

Persons who hold a Seniors Card (SC), Commonwealth Health Seniors Card (CHSC) and/or Pension Concession Card (PCC) may be eligible to claim a rebate of up to 50% on their rates or be eligible to defer payment of their rates.

Complex regulations detail eligibility criteria. Ratepayers are encouraged to contact Council Rates staff should they believe they are eligible for a concession.

There is no cost to Council (other than staff administration costs) as concessions granted are reimbursed by the State Revenue Department.

2.5.2 Early Payment Discounts

When imposing rates for a year, Council may resolve to grant a discount or other incentive for the early payment of any rate or charge.

This is useful for cash flow purposes in encouraging full payment early in the rating year.

In 2025/26 Council provided an early payment incentive through a prize draw of \$2,000, which is aimed at covering the majority of the minimum rates charge. It is proposed to maintain the prize draw incentive in 2026/27 to \$2,000 to adequately cover the minimum rates charge.

2.5.3 Concessions

Council may resolve to waive or grant concessions in relation to rates or service charges. Concessions may not be made with respect to whether an owner occupies the land. A number of rate concessions are applied to current Lessees of Council property (ie: Eaton Bowling & Social Club, Bunbury & Districts Softball Assoc, Eaton Junior Football Club, Eaton Cricket Club), which is estimated to be \$42,833 per annum.

2.5.4 Exemptions

In accordance with the *Local Government Act 1995*, certain types of organisations who use land exclusively for 'charitable purposes', may claim a rate exemption in relation to rates or service charges. The Commonwealth *Charities Act 2013* broadly defines a 'charitable purpose' as being for the advancement of health, education, religion, culture or social or public welfare, and the promotion or protection of human rights and any other purpose beneficial to the public.

Current exemptions under Section 6.26 (g) of the *Local Government Act 1995* relate to land that is used primarily by non-government social and affordable housing, aged care, aboriginal and community organisations (ie: *Access Housing, Scouts Association, Southern Aboriginal Corp, Alliance Housing, Housing Choices, Activ Foundation, Bethanie Group*). The value of 2025/26 annual rate exemptions under this section of the Act totalled \$635,950.

Exemption under Section 6.26 (d)(e) of the *Local Government Act 1995* relate to land that is used primarily by religious organisations as a place of worship, religious accommodation or school. The value of 2025/26 annual rate exemptions under this section of the Act totalled \$16,004.

3 Rating Objectives of the Shire of Dardanup

3.1 Fairness & Equity among Ratepayers

3.1.1 Fair Contribution to Rates

Each rateable property should make a fair contribution to the provision of services and facilities provided by the Shire of Dardanup.

3.1.2 Equity of Rates Liability

Council supports the principle that rates liability should be equitable among property owners.

3.1.3 Consistency in Rating Policy

Council undertakes to apply rating principles in a consistent manner.

3.2 Specific Policies

3.2.1 Discounts / Concessions

Council may consider rates concessions or discounts in order to achieve specific objectives.

3.2.2 Rates & Charges

Council may consider the imposition of:

- a. Specified Area Rates
- b. Differential Rates
- c. Service Charges

to fund services or facilities.

3.2.3 Payment of Rates

Council endeavours to provide access to a broad range of payment options, including payment through instalments and individual payment plans where required.

4 Rating Strategy

4.1 Strategy to Achieve Fairness & Equity among Ratepayers

4.1.1 Fair Contribution to Rates

4.1.1.1 Minimum Rates

- a) Council sets a minimum charge to ensure that all property owners make a reasonable contribution towards the provision of services & facilities within the shire.
- b) In 2024/25 the GRV minimum rate increase by 5.5% to \$1,625 and UV minimum rate increase to \$1,722. In 2025/26 the GRV minimum rate increase by 6.1% to \$1,724 and UV minimum rate increase to \$1,827.
- c) In the 2026/27 draft LTFP, the GRV Residential minimum rate is proposed to increase by 6.0% to \$1,827, with all other GRV and UV minimum rates to increase by 6.0% to \$1,937.
- d) The minimum charge shall be considered annually by Council when adopting the Annual Budget.

4.1.2 Equity of Rates Liability

4.1.2.1 Property Valuations

Preamble

The rating system adopted by the State Government in WA is based only upon the valuation of a property. Independent valuations are provided by the Valuer General. There are social and economic advantages and disadvantages to areas in which properties are located within the Shire of Dardanup. All are unique in their own way. The only fair method Council can apply in treating these differences is to NOT take them into consideration when applying rating principles. This ensures that all properties are treated equally and fairly.

Strategy

- a) Council relies on the valuation only to determine equity in individual rates liability.

4.1.2.2 Differing Valuation Periods GRV v UV

Preamble

Independent valuations are provided by the Valuer General. Current policy of the Valuer General is to revalue UV rated properties annually and GRV rated properties every 3-4 years. This means the impact of a valuation change affects UV rated properties annually. GRV rated properties are affected with a substantial increase in the year of revaluation. Council may adjust the rate in the dollar in order to adjust the average net rate increase. This however is not an accurate means to compensate for inequities caused by non-standardised valuations periods. The most equitable solution is to standardise valuation periods for both GRV & UV.

Current Council policy is to apply standard annual *Rate in the Dollar* increases to all properties.

Strategy

- a) Council continues to lobby State Government when the opportunity arises, to permit Local Governments to elect to standardise revaluation periods for properties rated on GRV & UV.
- b) In the year of a general revaluation, the rate in the dollar shall be initially increased/decreased by the average valuation decrease/increase for the valuation area to achieve a target rate revenue percentage increase. General rate increases shall be then calculated upon this adjusted base. The last GRV revaluation occurred in 2025/26, which applied from 1 July 2025. The next GRV revaluation is scheduled for 2029/30 which will apply from 1 July 2029.

- c) The total average rate revenue percentage increase shall be equal for those grouped UV & grouped GRV properties, as part of calculating the target total rate revenue percentage increase (ie: 6.0%), but may differ within each Differential Rate Category. This will require adjustments to both the UV and GRV rate in the dollar after setting the minimum rate.

4.1.3 Consistency in Rating Policy

4.1.3.1 *Property valuation method appropriately reflects predominant use*

Preamble

The Rating valuation system in WA identifies two types of land use:

- Rural
- Non Rural

The method of land use determines the valuation method applied:

- Rural Use = Unimproved Value (UV)
- Non Rural Use = Gross Rental Value (GRV)

The Shire of Dardanup is a municipality that has experienced significant growth and diversification in land uses in recent years. The nature of land use is primarily exclusive to a change from “Rural” to “Non Rural”. The activities that are at the forefront of the change are rural lifestyle residential developments and tourism related commercial enterprises. Council acknowledges that predominant land use should determine the valuation method used. Periodic assessments of land use are therefore necessary in order to maintain a consistent land use valuation policy.

Progress to Date

A number of years ago, Council undertook a significant reclassification of land use for properties zoned “Small Rural Holdings”. A successful application was made to the Minister of Local Government to change the rating valuation from UV to GRV.

A further review was conducted during 2020/21 to identify property uses that had changes from UV to GRV, resulting in a concession being approved by Council to apply the change over 4 years. These concessions were finalised in 2023/24.

Further surveys are required to be undertaken at individual lot level (spot valuation) and part lot level (split valuation) to assess land use.

Strategy

- a) That the following land uses be assessed for appropriate valuation method:
- i. Tourist Use in rural areas.
 - ii. Commercial or Industrial use in rural areas.

4.1.3.2 *Like Properties should be Treated in a Like Manner*

Preamble

Where the Minister (through Council recommendation) makes a determination of valuation type for a particular land use, Council undertakes to apply the determination consistently to like properties.

Strategy

Council may apply the following methods to capture land use

- a) By subdivision

- i. Where the majority of lots within a subdivision are used for a purpose that is not consistent with the purpose for which the subdivision is valued.
 - ii. Land within the subdivision can only be used for a purpose that is not inconsistent with the purpose for which the land is valued.
- b) By individual lot (Spot Valuation)
 - i. Is an effective method in applying consistency by ensuring that properties with similar land uses are rated on the same method of valuation regardless of location within the Shire.
- c) By portion of lot (Split Valuation)
 - i. Where Council identifies that the rateable property contains distinctly rural and non-rural uses on separately identifiable portions of the property, it may consider applying different methods of valuations to those distinct portions.

4.2 Rating Policies

4.2.1 Discounts / Concessions

4.2.1.1 Early Payment Incentive

Purpose

An incentive is provided to ratepayers who pay their rates account in full and have no outstanding balance by the prize due date. The prize due date is aligned to the rates full payment due date as contained within the annual budget.

Review Date

Council considers that amount and prize due date when adopting the Annual Budget. In 2025/26 Council provided an early payment incentive through a prize draw of \$2,000, which was aimed at covering the majority of the minimum rates charge. It is proposed to maintain the prize draw incentive in 2026/27 to \$2,000 to ensure the minimum rate is met and encourage early payment of rates.

Amount

As determined by Council in the Annual Budget – the early payment prize is proposed to remain at \$2,000 for 2026/27.

4.2.2 Rates & Charges

4.2.2.1 Rubbish, Recycling and FOGO Levy

Description

Council levies a separate charge on the rates notice for kerbside waste, recycling and FOGO (Food Organics Garden Organics). This levy funds

- a. Kerbside waste removal in provided bins, including FOGO bins
- b. Kerbside recycling in provide bins
- c. Recycling Education programs

Properties Levied

This levy is a compulsory charge on properties that are serviced by the collection service.

Exemptions

- a. Properties outside the collection area
- b. Properties located outside the Burekup Townsite, but within the confines of Hutchinson / Crampton / Shenton Roads, may elect to receive the service due to the immediate proximity to the Burekup Townsite.
- c. Expansion of the rubbish collection service occurred during 2023/24 based on a survey of rural residents. Further expansion has also been implemented during 2025/26 to allow for a Two (2) Bin Rural Kerbside Waste Collection Service to all eligible rural properties without an existing rural service.

4.2.2.2 Specified Area Rate

Bulk Waste Collection

Council levies a Specified Area Rate on developed residential properties within (and adjoining) to the townsites of Eaton, Dardanup and Burekup that are serviced with Council's bulk green waste and hard waste kerbside pickup.

- Bulk Waste Collection costs an average of \$32 per property in 2025/26 (\$0.001186).
- Based on projected waste costs for 2026/27 associated with the disposal of bulk waste at the, it is proposed a small increase in the Bulk Waste Collection Specified Area Rate to an average cost of \$33 per property.
- Current rate modelling indicates that \$162,592 Bulk Waste Specified Area Rate will be raised in the 2026/27 financial year against an estimated 4,963 properties.

Eaton Landscaping

Council levies a Specified Area Rate on properties within the Eaton townsite for the purpose of upgrading and maintaining parks & reserves.

- Eaton Landscaping costs an average of \$33 per property in 2025/26 (\$0.001130).

0.60% additional rate increase in 25/26 to offset the removal of the SAR

The Eaton Landscaping SAR changed in 2025/26 based on Council's decision in September 2023 to gradually reduce and remove the Eaton Landscaping Specified Area Rate over a 2, 3 or 4 year period. The following is proposed to achieve this strategy. *An average of \$33 per property in 2025/26 for all properties. There were no additional rate increases to offset the phased out removal of SAR in 2025/26.*

Future impacts 2026/27 onwards

Based on the currently adopted 2025-2035 Long Term Financial Plan – the proposed additional rate increases for years 2026/27 to 2028/29 are as follows:

- a) 0.55% additional rate increase in 26/27 to offset the removal of the SAR

The is based on the removal of all SAR funded capital works. The remaining SAR Funds raised (\$114,959) are allocated to the Millbridge Public Open Space maintenance – based on 60% of the 23/24 maintenance value. An average of \$24.64 per property in 2026/27 for all properties.

- b) 0.50% additional rate increase in 27/28 to offset the removal of the SAR

The is based on the removal of all SAR funded capital works. The remaining SAR Funds raised (\$76,639) are allocated to the Millbridge Public Open Space maintenance – based on 40% of the 23/24 maintenance value. An average of \$16.42 per property in 2027/28 for all properties.

- c) 0.30% additional rate increase in 28/29 to offset the removal of the SAR

The is based on the removal of all SAR funded capital works. The remaining SAR Funds raised (\$38,320) are allocated to the Millbridge Public Open Space maintenance – based on 20% of the 23/24 maintenance value. An average of \$8.21 per property in 2028/29 for all properties. *28/29 is the final year of phasing out the SAR Eaton Landscaping Levy to be charged to ratepayers.*

(Appendix IPC: 8.8A)

The additional rate increases to phase out the SAR have been incorporated into the overall rate increases contained within the Long Term Financial Plan.

4.2.2.3 Differential Rate

In September 2023 Council formally supported the introduction of Differential Rating from the 2024/25 financial year. *In previous year's Council has applied a Uniform General Rating method to the calculation of rates.*

Consistent with 2025/26 differential rating methodology, Council's 2026/27 Rating Strategy is based on Differential Rating with no change within the rating categories.

Strategy

The 2026/27 budget and rates modelling has been developed based on Differential Rating. It is proposed that 6 Differential Rates be created under the Differential Rating system, with 14 Rating Categories being created to provide the flexibility to monitor GRV/UV valuation changes in each rate category and enable future expansion of Differential Rates if appropriate in the future. Below are the 6 Differential Rates and 14 Rating Categories:

2026/2027 – DIFFERENTIAL RATING			
Six (6) Differential Rates comprising of fourteen (14) Rating Categories across			
Differential Rates	Rating Categories	Value	Minimum Rate \$
1. RESIDENTIAL	Incorporating: 1. Residential, and 2. Residential Vacant Categories	GRV	\$1,827
2. COMMERCIAL	Incorporating: 3. Commercial, and 4. Commercial Vacant Categories	GRV	\$1,937
3. INDUSTRIAL	Incorporating: 5. Industrial, and 6. Industrial Vacant Categories	GRV	\$1,937
4. RURAL RESIDENTIAL	Incorporating: 7. Rural Residential, and 8. Rural Residential Vacant Categories	GRV	\$1,937
5. ACCOMMODATION	Incorporating: 9. Accommodation Category	GRV	\$1,937
6. UV	Incorporating: 10. Rural, 11. UV1, 12. UV2, 13. UV3, and 14. Mining Categories	UV	\$1,937

(Appendix IPC: 8.8A)

The proposed 14 Rating Categories and description are:

GRV Rates	Description
Residential	Properties that have a residential land use located primarily within the Shire's townsites of Eaton, Millbridge, Dardanup and Burekup. Consist of Residential and Ancillary Residential Uses (dwellings, home occupations and home offices). These properties have access to most Council services including footpaths, street lighting, parks, etc. A minimum rate of \$1,827 is applied.
Rural Residential	Properties that have a residential rural land use located outside of townsite boundaries. As a result of the higher GRV valuations for these properties and less services provided (i.e.: no footpaths or street lighting) the rate in the dollar is lower than the residential rate. A minimum rate of \$1,937 is applied.
Commercial	Properties that have a commercial land use generally within the town centres' business districts including cafés, restaurants, food and clothing shops, showrooms, etc. As a result of the higher GRV valuations for these properties, the rate in the dollar reflects the additional cost to Council of servicing such commercial activity including CBD car parking, lighting, walkways, landscaping and other amenities, which also attracts greater numbers of vehicle usage on Council roads. This rate ensures that such commercial activities contribute to the cost of Council providing these commercial related facilities and services. A minimum rate of \$1,937 is applied.
Industrial	Properties that have an industrial and composite industrial land use may include light industry, fuel depots, motor vehicle repairs, showroom, storage facilities, warehouses, workshops, waste processing or landfill facilities. As a result of the higher GRV valuations for these properties, the rate in the dollar reflects the cost to Council of servicing such industrial activity including increased planning and environmental management, and the servicing of land which attracts greater numbers of heavy haulage and light vehicle usage on Council roads. This rate ensures that such industrial activities contribute to the cost of Council providing these industrial related facilities and services. A minimum rate of \$1,937 is applied.
Accommodation	Properties that have an accommodation land use generally include camping grounds, caravan parks, chalets, motels and holiday units. The rate in the dollar reflects the additional cost to Council of servicing such land, of which the predominant use is tourism-related, which attracts greater numbers of vehicle usage on Council roads. This rate ensures that such accommodation activities contribute to the cost of Council providing accommodation and tourism-related facilities and services. A minimum rate of \$1,937 is applied.
Vacant Land – Residential	Properties with a Residential zoning that are vacant. The rate in the dollar equates to the GRV Residential base rate and reflects the need to maintain a relative contribution towards total rating income from the category and ensure all property owners are paying a fair and equitable contribution to works and services. The minimum is the same as the Residential developed category. A minimum rate of \$1,827 is applied.
Vacant Land – Rural Residential	Properties with a Rural Residential zoning that are vacant. The rate in the dollar equates to the GRV Rural Residential base rate and reflects the need to maintain a relative contribution towards total rating income from the category and ensure all property owners are paying a fair and equitable contribution to works and services. The minimum is the same as the Rural Residential developed category. A minimum rate of \$1,937 is applied.
Vacant Land – Commercial	Properties with a Commercial zoning that are vacant. The rate in the dollar equates to the GRV Commercial base rate and reflects the need to maintain a relative contribution towards total rating income from the category and ensure all property owners are paying

(Appendix IPC: 8.8A)

	a fair and equitable contribution to works and services. The minimum is the same as the Commercial developed category. A minimum rate of \$1,937 is applied.
Vacant Land – Industrial	Properties with an Industrial zoning that are vacant. The rate in the dollar equates to the GRV Industrial base rate and reflects the need to maintain a relative contribution towards total rating income from the category and ensure all property owners are paying a fair and equitable contribution to works and services. The minimum is the same as the Industrial developed category. A minimum rate of \$1,937 is applied.
UV Rates	Description
UV Rural	Properties that have an exclusive rural land use located outside of townsite boundaries and applies generally to agricultural areas. Sets the base rate for which UV Tiered differential rating categories UV1, UV2 and UV3 are applied. A minimum rate of \$1,937 is applied.
UV Rural Additional Use 1	UV1 applies to properties where the predominant use of the land is prima-facie rural and the property has one approved non-rural use excluding residential and ancillary residential uses. The rate in the dollar equates to the UV base rate which recognises the additional cost to Council of servicing such land, of which the predominant non-rural use is tourism-related, which attracts greater numbers of vehicle usage on Council roads. This ensures that such commercial activities contribute to the cost of Council providing tourism-related facilities and services. The rate also recognises the lower cost of operating commercial activities on such land in comparison to operating such activities on GRV land. A minimum rate of \$1,937 is applied.
UV Rural Additional Use 2	UV2 applies to properties where the predominant use of the land is prima-facie rural and the property has two approved non-rural uses excluding residential and ancillary residential uses. The rate in the dollar equates to the UV base rate which recognises the additional cost to Council of servicing such land, of which the predominant non-rural use is tourism-related, which attracts greater numbers of vehicle usage on Council roads. This ensures that such commercial activities contribute to the cost of Council providing tourism-related facilities and services. The rate also recognises the lower cost of operating commercial activities on such land in comparison to operating such activities on GRV land. A minimum rate of \$1,937 is applied.
UV Rural Additional Use 3	UV3 applies to properties where the predominant use of the land is prima-facie rural and the property has three or more approved non-rural uses excluding residential and ancillary residential uses. The rate in the dollar equates to the UV base rate which recognises the cost to Council of servicing such land, of which the predominant non-rural use is tourism-related, which attracts greater numbers of vehicle usage on Council roads. This ensures that such commercial activities contribute to the cost of Council providing tourism-related facilities and services. The rate also recognises the lower cost of operating commercial activities on such land in comparison to operating such activities on GRV land. A minimum rate of \$1,937 is applied.
Mining	Properties that have a mining land use located outside of townsite boundaries. The rate in the dollar equates to the UV base rate which reflects the additional cost to Council of servicing such land which attracts greater numbers of heavy haulage vehicle usage on Council roads. This ensures that such mining activities contribute to the cost of Council providing mining-related facilities and services. The rate also recognises the lower cost of operating mining activities on such land in comparison to operating such activities on GRV land. A minimum rate of \$1,937 is applied.

4.2.3 Rates Payment Options

4.2.3.1 Credit Card

- a. In Person at Council Offices
- b. 24 Hour Telephone
- c. 24 Hour Internet

4.2.3.2 EFTPOS

- a. In Person at Council Offices

4.2.3.3 Cheque

- a. In Person at Council Offices
- b. By Mail

4.2.3.4 Cash

- a. In Person at Council Offices

4.2.3.5 Weekly/Fortnightly Direct Debit (Bank Account Only)

- a. Approved form to be completed (obtained from Council Rates Department)

4.2.3.6 BPAY (Bank A/C)

- a. 24 Hour Internet

4.2.4 Rates Payment Plans

4.2.4.1 Instalment payment

Council offers ratepayers the option to spread the annual rates charge of over four (4) instalments.

Cost

Ratepayer will be charged an administration fee together with interest for instalment options.

Review Date

Council considers instalment plan dates and associated costs when adopting the Annual Budget.

4.2.4.2 Ad Hoc Payment Plans

The CEO or subdelegates may offer individual ratepayers alternative payment options in certain circumstances. These plans will generally be to assist ratepayers who have difficulty in paying their rates. Adhoc payment plans are to be offered to ratepayers prior to any debt recovery action.

Adhoc Payment plans shall be by Direct Debt from the ratepayers Bank Account. Payments shall be by Direct Debit to ensure:

- a. Council staff can administer Adhoc plans effectively and efficiently
- b. Allows ratepayers to meet their agreed payments.

RISK ASSESSMENT TOOL

REPORT TITLE: Rating Strategy 2026-2027 to 2035/36

RISK THEME PROFILE:

3 - Failure to Fulfil Compliance Requirements (Statutory, Regulatory)

Choose an item.

Choose an item.

Choose an item.

RISK ASSESSMENT CONTEXT: Strategic

CONSEQUENCE CATEGORY	RISK EVENT	PRIOR TO TREATMENT OR CONTROL			RISK ACTION PLAN (Treatment or controls proposed)	AFTER TREATMENT OR CONTROL		
		CONSEQUENCE	LIKELIHOOD	INHERENT RISK RATING		CONSEQUENCE	LIKELIHOOD	RESIDUAL RISK RATING
HEALTH	No risk event identified for this category.	Not Required - No Risk Identified	N/A	N/A	Not required.	Not required.	Not required.	Not required.
FINANCIAL IMPACT	Financial sustainability impacted through inadequate rating.	Major (4)	Possible (3)	Moderate (5 - 11)	Not required.	Not required.	Not required.	Not required.
SERVICE INTERRUPTION	No risk event identified for this category.	Not Required - No Risk Identified	N/A	N/A	Not required.	Not required.	Not required.	Not required.
LEGAL AND COMPLIANCE	Compliance with budget, rating and integrated planning review and development process.	Major (4)	Rare (1)	Low (1 - 4)	Not required.	Not required.	Not required.	Not required.
REPUTATIONAL	Shire reputation can be negatively impacted if rate increases are considered excessive by the community.	Moderate (3)	Rare (1)	Low (1 - 4)	Not required.	Not required.	Not required.	Not required.
ENVIRONMENT	No risk event identified for this category.	Not Required - No Risk Identified	N/A	N/A	Not required.	Not required.	Not required.	Not required.
PROPERTY	No risk event identified for this category.	Not Required - No Risk Identified	N/A	N/A	Not required.	Not required.	Not required.	Not required.