



MARKYT Community Scorecard ©

Prepared for: Shire of Dardanup

Prepared by: CATALYSE[®] Pty Ltd ©

29 June 2021

© Copyright CATALYSE[®] Pty Ltd 2021

MARKYT 

Contents

Strategic overview	3
Approach	5
Overall performance	10
MARKYT® industry comparisons	17
MARKYT® community trends	22
MARKYT® community priorities	25
Familiarity with local services and facilities	38
Governance	41
Communication	52
Community development	59
Community wellbeing	66
Place	78
Economy	87
Planet	91
Overview of community variances	98
MARKYT® community priorities businesses and community organisations	102

Strategic overview

Vision



48

% agree

13% points above
Industry Average

Liveability

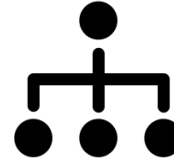


84

Performance Index Score

9 index points above
Industry Average

Governance



62

Performance Index Score

6 index points above
Industry Average

Rates Value



50

Performance Index Score

5 index points above
Industry Average

Highest scores

- Place to live
- Eaton Recreation Centre
- Place to visit

Most improved

- Playgrounds, parks and reserves
- Sport and recreation
- Place to live
- Festivals, events, art and culture

Relative to MARKYT® Industry Standards

- Boat ramps
- Local town centres
- Planning and building

Priorities



Safety and crime prevention



Youth services and facilities



Playgrounds, parks and reserves



Growth and development



Local roads



Seniors' services and care



Conservation and environment



Footpaths, trails and cycleways



Lighting of streets, public places



Sport and recreation

Approach

Purpose



Department of
**Local Government, Sport
and Cultural Industries**

DLGSC's Integrated Planning and Reporting Framework requires local councils to review the **Strategic Community Plan** at least once every two years.

MARKYT Community Scorecard

The Shire of Dardanup commissioned a MARKYT® Community Scorecard to:

- Support a review of the Strategic Community Plan (SCP)
- Assess performance against objectives and key performance indicators (KPIs) in the SCP
- Determine community priorities
- Benchmark performance



Shire of Dardanup **Strategic Community Plan**

2020-2030

Internal Review



The Study

The Shire of Dardanup commissioned CATALYSE® to conduct an independent MARKYT® Community Scorecard.

All community members were invited to take part. Scorecard invitations were sent to all households and residential PO Boxes in the Shire of Dardanup using Australia Post's unaddressed mail services. Respondents could complete the scorecard in hard copy or online.

The Shire provided supporting promotions through various communication channels.

The scorecard was open from 17 May to 4 June 2021.

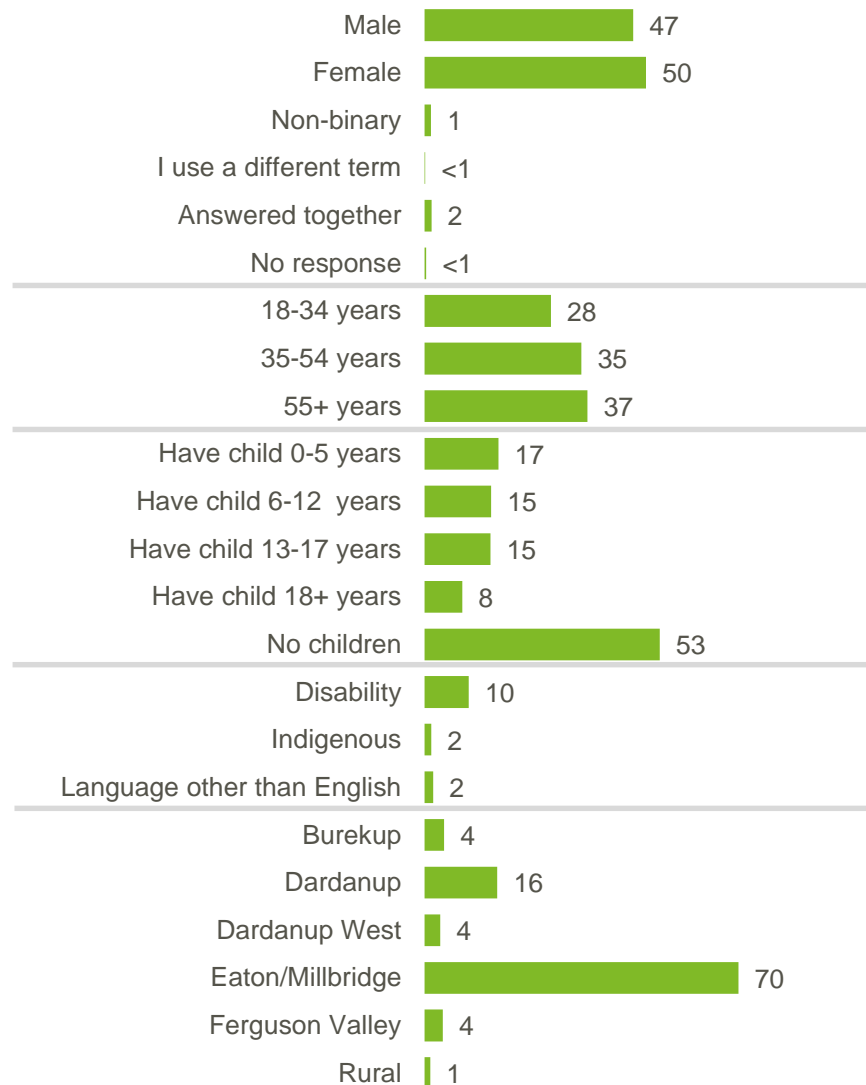
The scorecard was completed by **606 community members** with various connections to the Shire of Dardanup, including:

- 601 local residents
- 42 local business owners or managers
- 47 community organisation managers/committee members

The main body of this report shows responses from residents. Resident responses were weighted by age and gender to match the ABS Census population profile.

Where sub-totals add to $\pm 1\%$ of the parts, this is due to rounding errors to zero decimal places.

% of residents (weighted)



MARKYT Industry Standards

CATALYSE® has conducted studies for close to 70 councils. When councils ask comparable questions, high and average scores are published to enable participating councils to recognise and learn from industry leaders. In this report, average and high scores are calculated from **WA Councils** that have completed a MARKYT® accredited study within the past three years.

Metropolitan



Regional

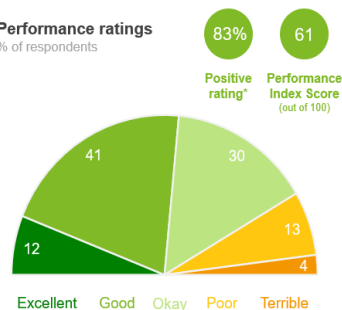


How to read the following charts

Performance Ratings

The chart shows community perceptions of performance on a five point scale from excellent to terrible.

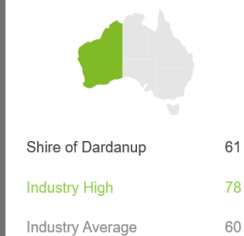
Performance ratings
% of respondents



Trend Analysis
Performance Index Score



MARKYT Industry Standards
Performance Index Score



Variances across the community

Community													Local resident variances					Other groups	
Total	Male	Female	No children	Have child 0-5	Have child 6-12	Have child 13-17	Have child 18+	18-34 years	35-54 years	55+ years	Disability	Bareup	Dardanup / D'nup West	Eaton / Milbridge	Ferguson Valley	Rural#	Business owner / mgr	Community group	
61	62	59	63	61	52	57	56	63	57	62	59	56	47	65	60	48	58	59	

Variance across the community shows how results vary across the community based on the Performance Index Score

Trend analysis shows how performance varies over time.

MARKYT® Industry Standards show how Council is performing compared to other councils.

Council Score is the Council's performance index score.

Industry High is the highest score achieved by councils in WA that have completed a comparable study with CATALYSE® over the past two years.

Industry Average is the average score among WA councils that have completed a comparable study with CATALYSE® over the past two years.

Score	Average Rating
100	Excellent
75	Good
50	Okay
25	Poor
0	Terrible

Overall Performance

Place to live

Performance ratings

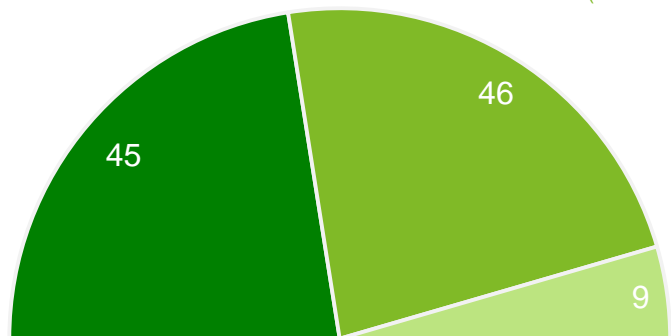
% of respondents

100%

84

Positive
rating*

Performance
Index Score
(out of 100)



Excellent Good Okay Poor Terrible

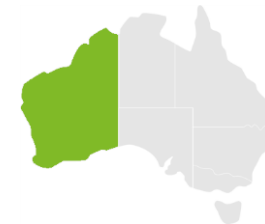
Trend Analysis

Performance Index Score



MARKYT Industry Standards

Performance Index Score



Shire of Dardanup 84

Industry High 90

Industry Average 75

Variances across the community

Performance Index Score

Local resident variances

Total	Male	Female	No children	Have child 0-5	Have child 6-12	Have child 13-17	Have child 18+	18-34 years	35-54 years	55+ years	Disability	Burekup	Dardanup / D'nup West	Eaton / Millbridge	Ferguson Valley	Rural#
84	83	85	84	87	83	84	87	84	83	85	82	91	87	82	93	89

Other groups

Business owner / mgr	Community group
91	89

Q. How would you rate performance in the following areas?

Base: All respondents, excludes 'unsure' and 'no response' (n = 599).

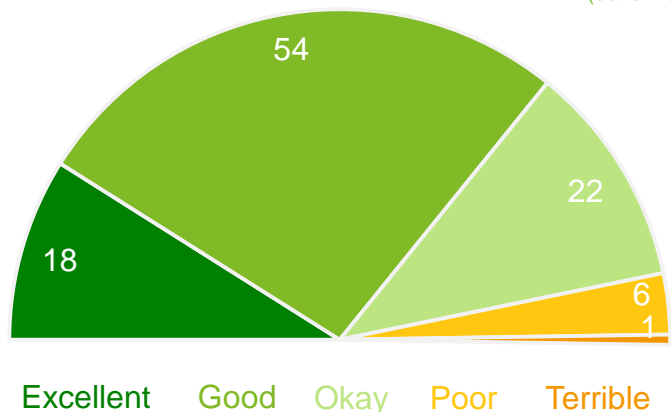
* Positive Rating = excellent, good + okay

Small base size (<20 respondents)

Place to own or operate a business

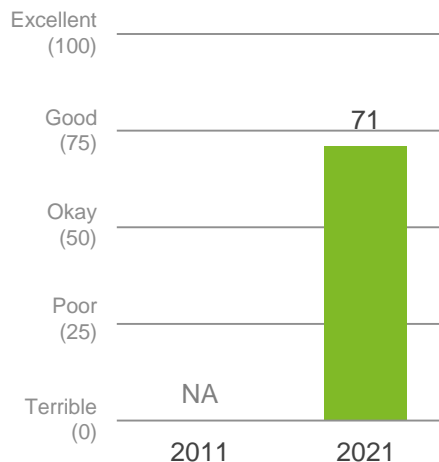
Performance ratings

% of respondents



Trend Analysis

Performance Index Score



MARKYT Industry Standards

Performance Index Score



Shire of Dardanup 71

Industry High 71

Industry Average 60

Variances across the community

Performance Index Score

Local resident variances

Total	Male	Female	No children	Have child 0-5	Have child 6-12	Have child 13-17	Have child 18+	18-34 years	35-54 years	55+ years	Disability	Burekup	Dardanup / D'nup West	Eaton / Millbridge	Ferguson Valley	Rural#
71	68	73	72	75	72	68	70	71	71	71	73	67	67	72	75	73

Other groups

Business owner / mgr	Community group
74	70

Q. How would you rate performance in the following areas?

Base: All respondents, excludes 'unsure' and 'no response' (n = 371).

* Positive Rating = excellent, good + okay

Small base size (<20 respondents)

Place to own or operate a business

Base: local business owners and managers

Performance ratings

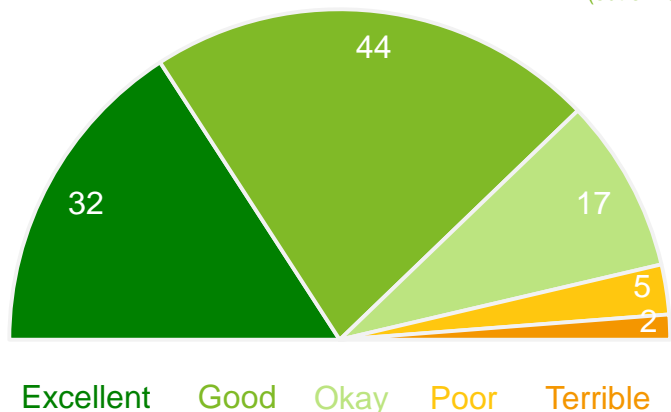
% of respondents

93%

74

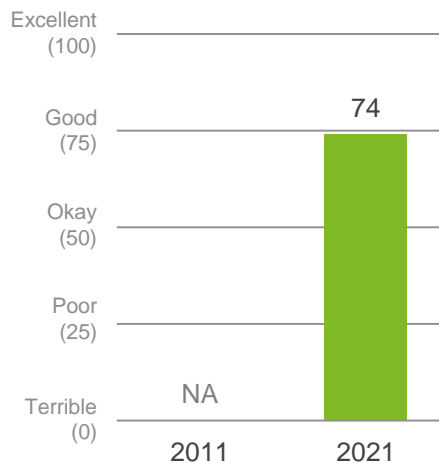
Positive
rating*

Performance
Index Score
(out of 100)



Trend Analysis

Performance Index Score



MARKYT Industry Standards

Performance Index Score



Shire of Dardanup 74

Industry High 77

Industry Average 68

Variances across the community

Performance Index Score

Local resident variances

Total	Male	Female	No children	Have child 0-5	Have child 6-12	Have child 13-17	Have child 18+	18-34 years	35-54 years	55+ years	Disability	Burekup	Dardanup / D'nup West	Eaton / Millbridge	Ferguson Valley	Rural#
-	-	-	-	-	-	-	-	-	-	-	-	-	-	-	-	-

Other groups

Business owner / mgr	Community group
74	-

Q. How would you rate performance in the following areas?

Base: All business respondents, excludes 'unsure' and 'no response' (n = 41).

* Positive Rating = excellent, good + okay

Small base size (<20 respondents)

Place to visit

Performance ratings

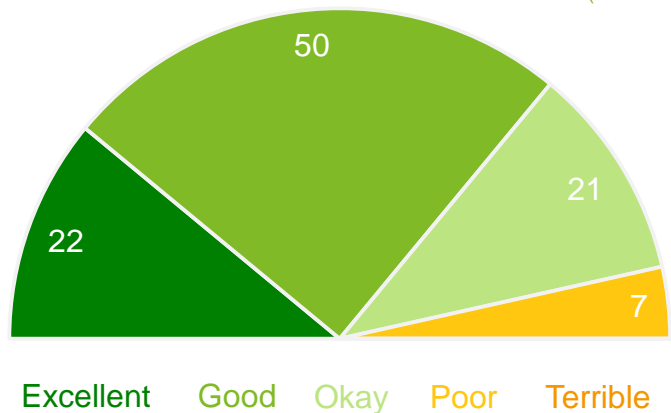
% of respondents

93%

72

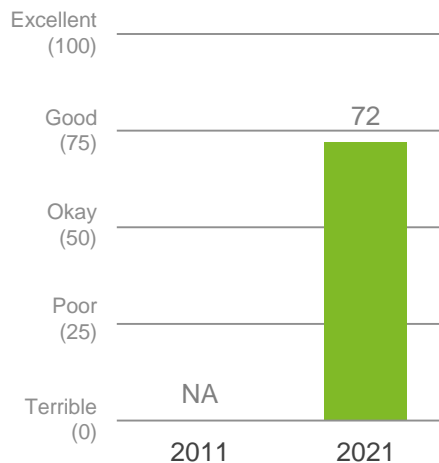
Positive rating*

Performance Index Score (out of 100)



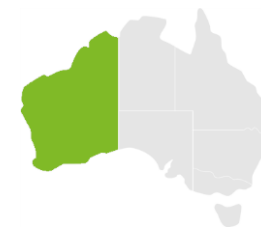
Trend Analysis

Performance Index Score



MARKYT Industry Standards

Performance Index Score



Shire of Dardanup 72

Industry High 88

Industry Average 68

Variances across the community

Performance Index Score

Local resident variances

Other groups

Total	Male	Female	No children	Have child 0-5	Have child 6-12	Have child 13-17	Have child 18+	18-34 years	35-54 years	55+ years	Disability	Burekup	Dardanup / D'nup West	Eaton / Millbridge	Ferguson Valley	Rural#	Business owner / mgr	Community group
72	67	77	72	73	74	74	73	65	71	78	77	73	73	70	93	85	85	79

Q. How would you rate performance in the following areas?

Base: All respondents, excludes 'unsure' and 'no response' (n = 564).

* Positive Rating = excellent, good + okay

Small base size (<20 respondents)

Shire of Dardanup as the organisation that governs the local area

Performance ratings

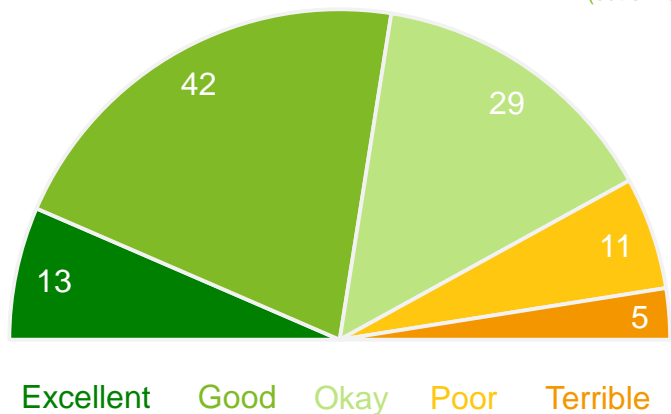
% of respondents

84%

62

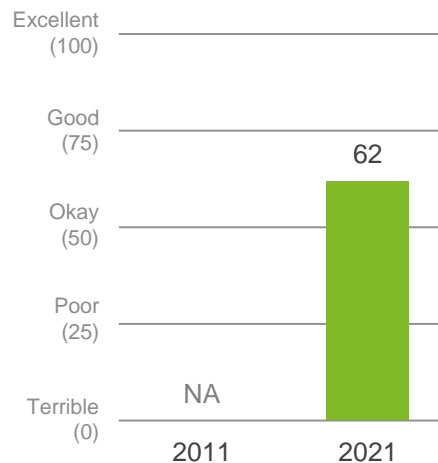
Positive rating*

Performance Index Score (out of 100)



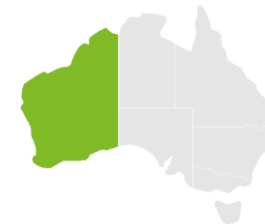
Trend Analysis

Performance Index Score



MARKYT Industry Standards

Performance Index Score



Shire of Dardanup	62
Industry High	70
Industry Average	56

Variances across the community

Performance Index Score

Local resident variances

Total	Male	Female	No children	Have child 0-5	Have child 6-12	Have child 13-17	Have child 18+	18-34 years	35-54 years	55+ years	Disability	Burekup	Dardanup / D'nup West	Eaton / Millbridge	Ferguson Valley	Rural#
62	56	67	64	70	60	56	52	57	60	68	68	58	49	67	46	59

Other groups

Business owner / mgr	Community group
54	67

Q. How would you rate performance in the following areas?

Base: All respondents, excludes 'unsure' and 'no response' (n = 576).

* Positive Rating = excellent, good + okay

Small base size (<20 respondents)

Value for money from Council rates

Performance ratings

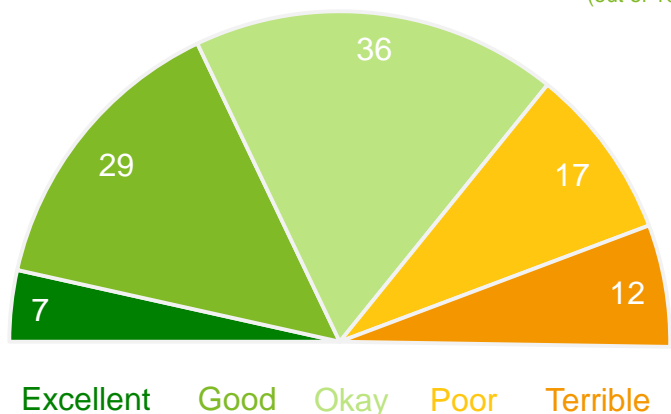
% of respondents

72%

50

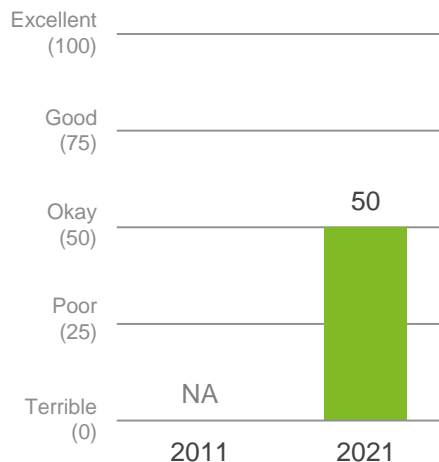
Positive
rating*

Performance
Index Score
(out of 100)



Trend Analysis

Performance Index Score



MARKYT Industry Standards

Performance Index Score



Shire of Dardanup 50

Industry High 63

Industry Average 45

Variances across the community

Performance Index Score

Local resident variances

Total	Male	Female	No children	Have child 0-5	Have child 6-12	Have child 13-17	Have child 18+	18-34 years	35-54 years	55+ years	Disability	Burekup	Dardanup / D'nup West	Eaton / Millbridge	Ferguson Valley	Rural#
50	44	56	54	53	49	43	38	46	47	57	58	45	38	56	34	40

Other groups

Business owner / mgr	Community group
42	58

Q. How would you rate performance in the following areas?

Base: All respondents, excludes 'unsure' and 'no response' (n = 557).

* Positive Rating = excellent, good + okay

Small base size (<20 respondents)

MARKYT  industry comparisons

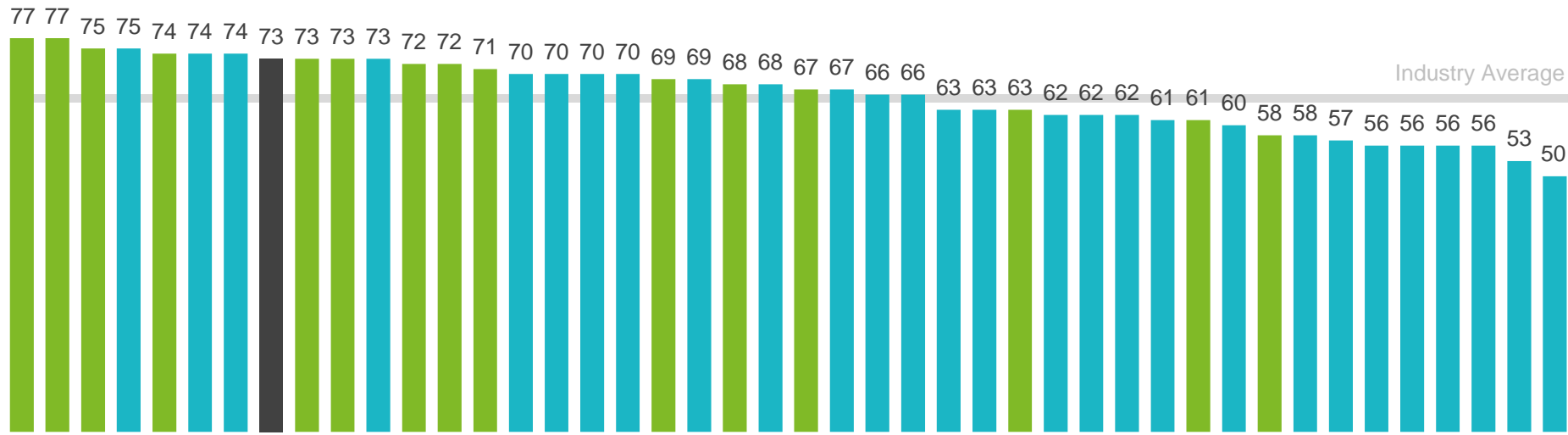
Overall Performance | industry comparisons

The 'Overall Performance Index Score' is a combined measure of the Shire of Dardanup as a 'place to live' and as a 'governing organisation'. The Shire of Dardanup's overall performance index score is 73 out of 100, 7 index points above the industry standard for Western Australia.

Overall Performance Index Score

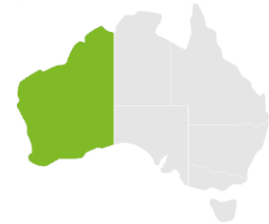
average of 'place to live' and 'governing organisation'

- Shire of Dardanup
- Metropolitan Councils
- Regional Councils



MARKYT Industry Standards

Performance Index Score



Shire of Dardanup	73
Industry High	77
Industry Average	66

There are two dimensions. The vertical axis maps community perceptions of performance for individual measures. The horizontal axis maps performance relative to the MARKYT® Industry Standards.

- Governance
- Community
- Place
- Planet
- Economy

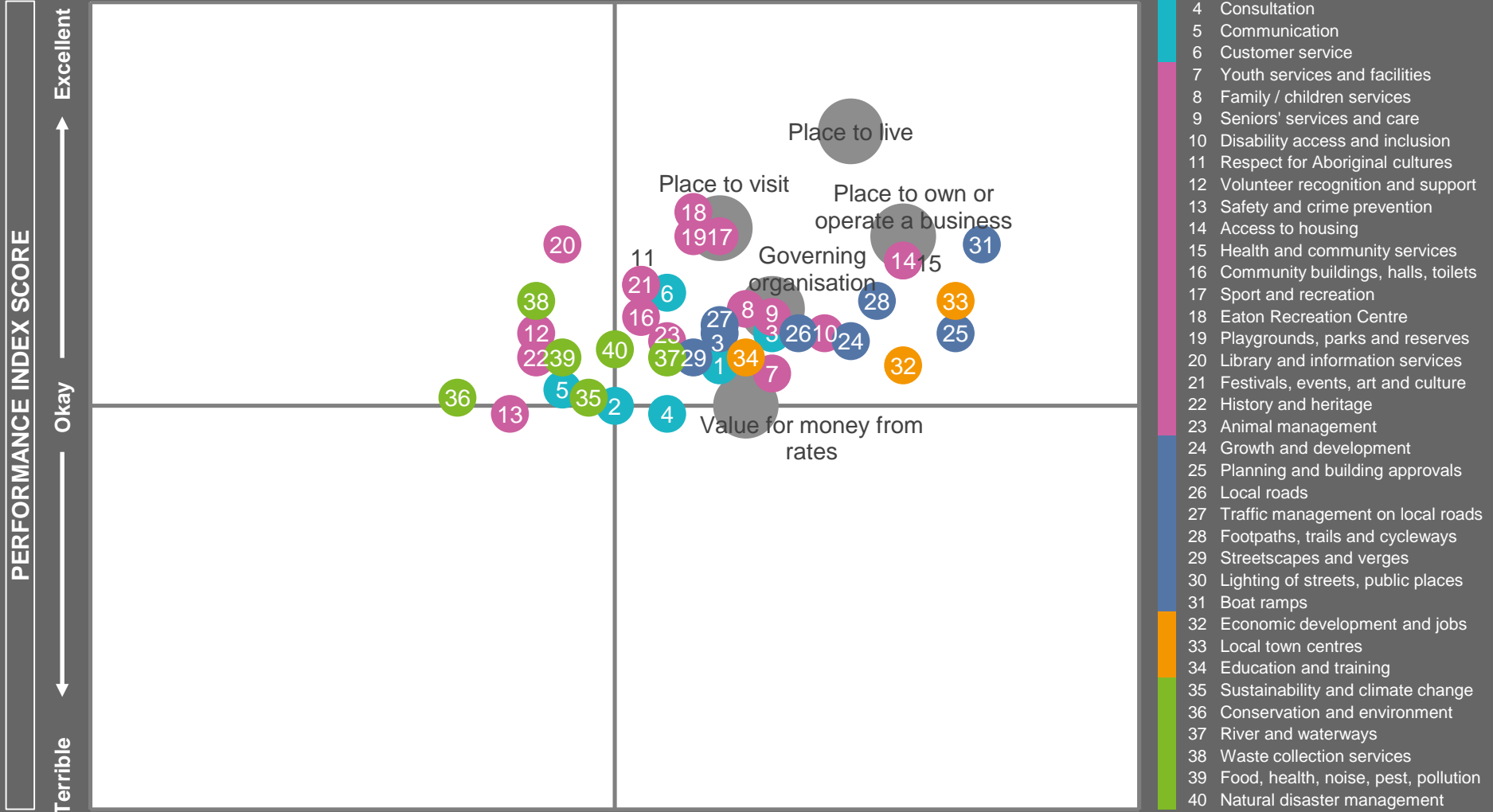
Councils aim to be on the right side of this line, with performance ABOVE the MARKYT® Industry Average.

MARKYT Benchmark Matrix

COMPARISON TO INDUSTRY AVERAGE

Below Average

Above Average



Q. How would you rate performance in the following areas? Base: All respondents, excludes unsure and no response.

The Shire of Dardanup is leading the industry in 3 performance areas:

- Place to own or operate a business
- Access to housing that meets your needs
- Boat ramps



MARKYT  community trends

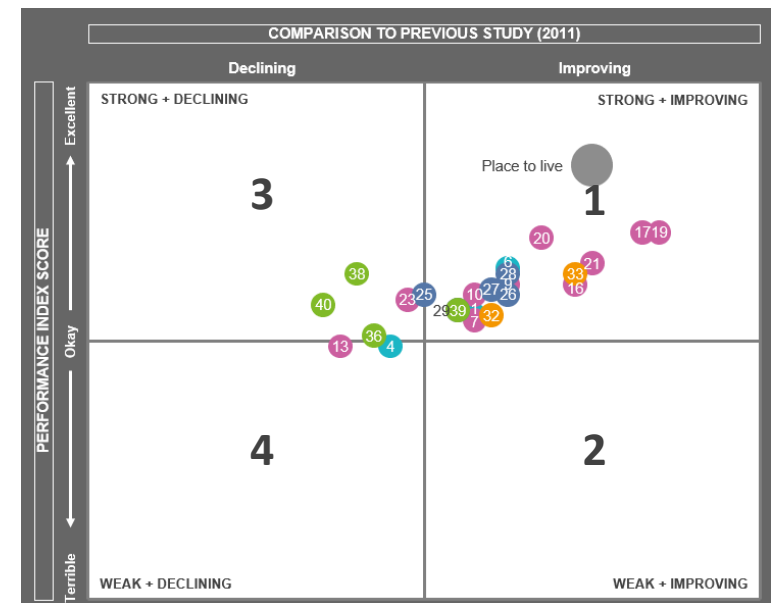
The MARKYT® Community Trends Window shows trends in performance over the past 10 years.

In the Shire of Dardanup's Community Trends Window, detailed overleaf, most services are ideally located in Window 1. They are higher performing areas that continue to improve. The **stand-out improvers** are:

- Place to live
- Playgrounds, parks and reserves
- Sport and recreation facilities and services
- Local festivals, events, art and cultural activities
- Town centre development
- Community buildings, halls and toilets
- Library and information services

Windows 3 and 4 include performance areas in decline. The **main concerns** are:

- Natural disaster management
- Safety and crime prevention
- Waste collection services
- Conservation and environmental management



MARKYT Community Trends Window

COMPARISON TO PREVIOUS STUDY (2011)



Q. How would you rate performance in the following areas? Base: All respondents, excludes unsure and no response.
Performance areas in grey have no historical trend data.

MARKYT  community priorities

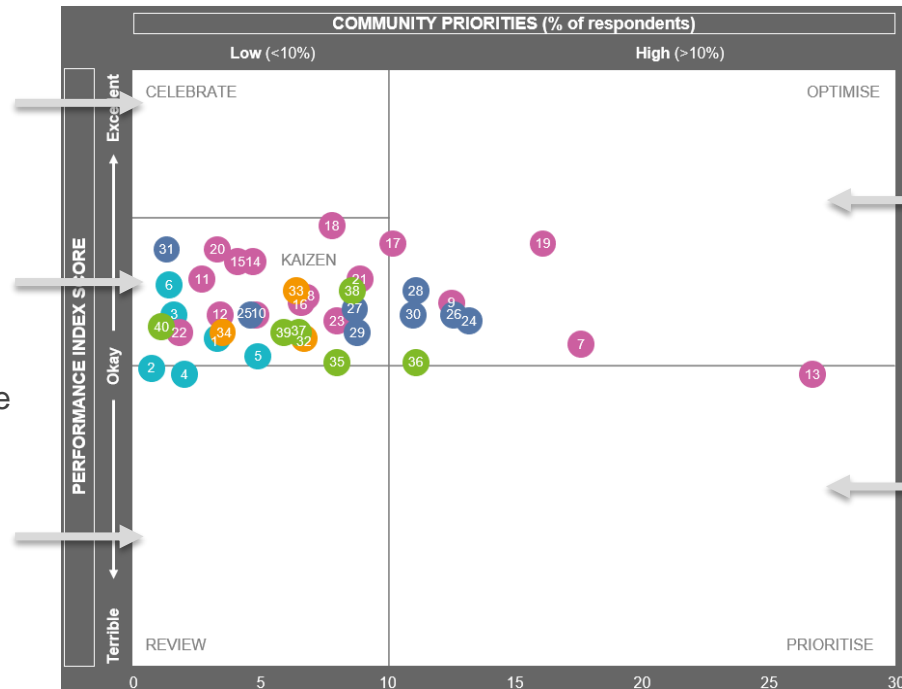
How to read the MARKYT Community Priorities

The MARKYT® Community Priorities chart maps priorities against performance in all service areas.

CELEBRATE the Shire's highest performing areas.

KAIZEN: consider ways to continuously improve services with average ratings between okay and good to strive for service excellence

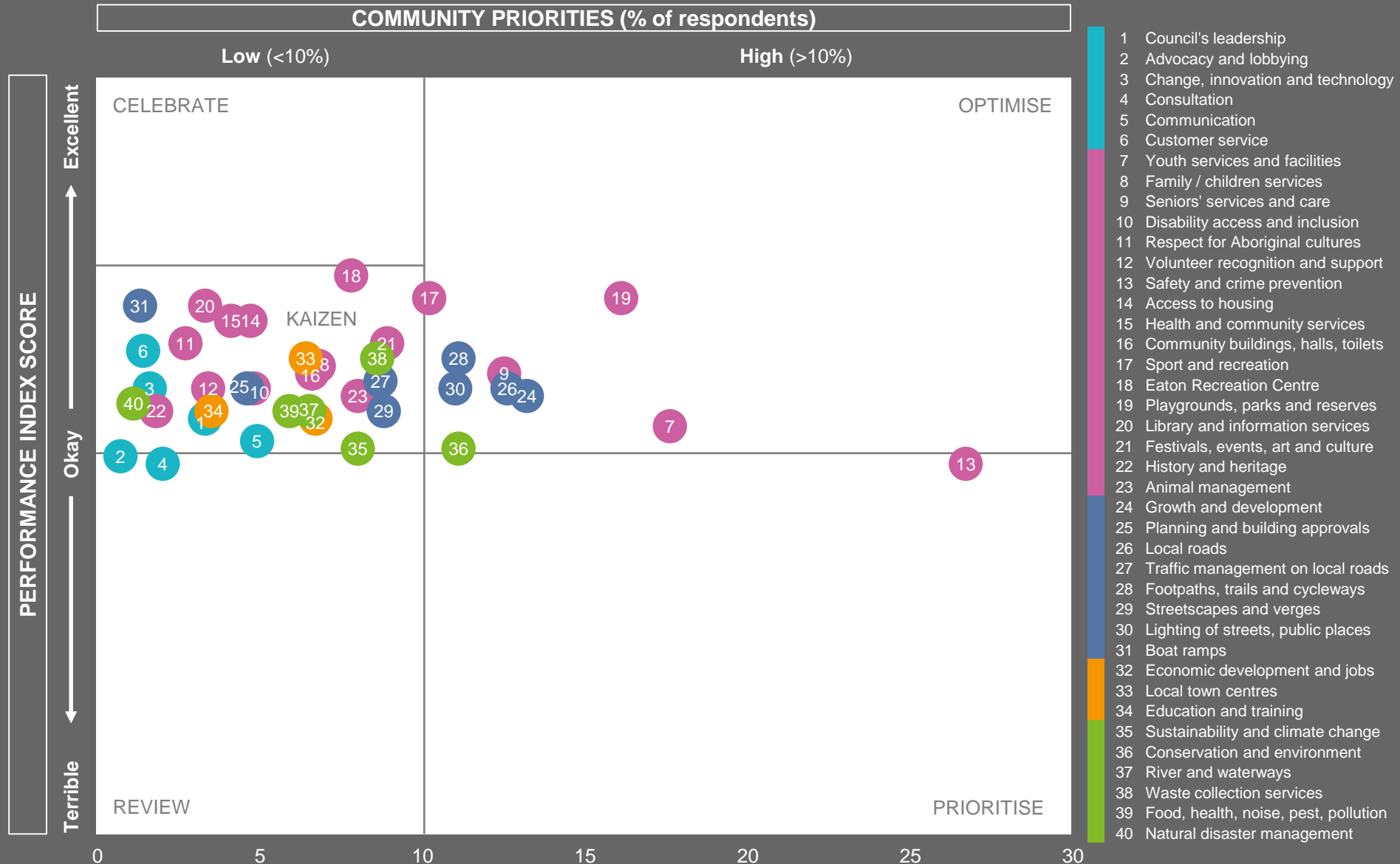
REVIEW lower performing areas.



OPTIMISE higher performing services where the community would like enhancements to better meet their needs.

PRIORITISE lower performing services where the community would like the Shire to focus its attention.

MARKYT Community Priorities



Q. How would you rate performance in the following areas? Base: All respondents, excludes unsure and no response. (n=varies)

Q. Which areas would you most like the Council to focus on improving? Base: All respondents, excludes no response (n = 580)

Word cloud (top 100 words)



Community Voices

Sample of comments from MARKYT® VoiceBank

Discouraging the youth gangs that cause trouble in the local area. More Police presence at Eaton Fair.

A police station in the Eaton area is warranted.

Crime management. More police patrols/better lighting.

Crime needs to be addressed and increase local police and rangers.

Crime preventions within the Dardanup area - possibly CCTV camera?

I think community safety and crime prevention is a major problem everywhere, maybe more Police presence.

Strong police presence and community group vigilance needed.

24 Hr police station with M-fri service and people for reporting issues.

Ensure street lighting is adequate and well maintained to deter criminal activity. Work with the community to develop neighbourhood watch schemes.

Local police station/presence to better support local community. Faster response criminal activities presence deter youth. Local police station to assist with local crime more promptly.

Word cloud (top 100 words)



Community Voices

Continue with the activities as currently available.

Drop in centre would be gd. Definitely a larger range of activities offered through the rec centre. More school holidays programs especially for the older kids.

More areas of interest for young children / adults to hang out that promotes positive activities than roaming of streets.

More youth facilities in Dardanup.

Access for youth to more outdoor recreational spaces - skate park, basketball facilities, youth development programs (get kids involved).

Continue to develop projects such as a new skatepark, a youth meeting centre and work with shopping centre to expedite the building of cinema.

More facilities for teens and 'engagement' programs.

Safe youth hangout centres - Things to do - Discos - Games nights/arvos keep them off street.

More youth based activities and safe places to access resources.

Around Eaton Skatepark is poor condition need upgrade to facilities and involve youth (teens) more . Keep them out of trouble.

Word cloud (top 100 words)



Community Voices

Fencing around playgrounds and more shade.

Millbridge - we live over the bridge - would love to see more nature play space. The teepee park is great, but small. Let's build on that!!

More benches please it's a lovely place to live.

*Build and upgrade children parks and develop better and more reserves.
Fix reticulation on verges and parks in Millbridge.*

More playgrounds in the Millbridge area, best suited for under 5 year olds.

More toddler (0-3) playground equipment.

Not many playable facilities in the parks in local areas.

Playground in Dardanup West; there is a growing number of young families in the area and a playground will help be a place to meet and take kids.

Playgrounds, parks and reserves - places to walk, attractive gardens, area for kids to play, families to sit and enjoy and toilets.

Public toilets/facilities at parks just general and continue beautifying.

Word cloud (top 100 words)



Community Voices

Sample of comments from MARKYT® VoiceBank

Encouragement of business growth and development in Dardanup reducing reliance on travel to Eaton and Bunbury.

Keeping a balance on how much development goes on and not let the area become over run with houses and busy rd.

Develop the area. N/W of the Eaton Treendale Bridge around the Collie River.

We need to do growth and development responsible so we don't get to over crowded and lose our natural environment and open spaces.

Before the Shire approves buildings in Dardanup, they need to ensure that adequate water, power and sewerage services are available.

Growth & development without exceeding current rates income

The advocacy of Ferguson as a tourist area must be done in a planned and transparent manner. I fear that as tourism increases our shire rates will be increased further - if we as landowners choose not to be part of the tourism industry I fear we will be penalised regardless by increased rates.

Dump the dump. A major demand to stop the dumping of toxins at the Shire tip area "dump the dump".

Ensure new suburb is developed sympathetically.

Word cloud (top 100 words)



Community Voices

Local roads need reconditioning notably Hale Rd and Mahogany Place in Eaton.

Please put a roundabout Eaton Drive and Glenhoun Blv.

Roads need to be up kept all year not just when elections are coming up.

Some local roads need resurfacing and patching of bitumen. Some footpaths need maintenance too.

A lot of cyclists on Ferguson Rd. The road is windy and no place for cyclists or over taking.

Improve local roads + seal more gravel roads.

More traffic because of Cleanaway trucks and others to the Dardanup tip as well as increasing road cyclists. Difficult to manage on poor side roads like Dowdells line.

Some of the roads carry large volumes of traffic. These are showing signs of distress, wear and tear + potholes, street sweeping is a must to prevent verge deteriorating.

The Glen Huon Road onto Eaton Drive needs to be made safer; can be hazardous at times.

Word cloud (top 100 words)



Community Voices

More activities for seniors and more available transport for them to and from places. A lot of seniors are isolated and need to access essential services and events.

More activities for seniors living in the area.

More availability to information on seniors' services and care that is offered in the Shire.

More ratepayers funding to be used in senior and aged care services instead of spending more on children's playgrounds & equipment that are often rarely in use.

The elderly deserve respect and care; they have paid their taxes all their lives and deserve to be treated well and have good facilities and services and things to do interesting places to go to.

Aging population need more facilities.

Improve the facilities including parking for the senior citizen's area.

Many seniors live in the town of Dardanup, but we all have to travel to Bunbury or Eaton for services. Can the Shire have a meeting once a month to talk with seniors to find out what they need, also provide information.

Word cloud (top 100 words)



Community Voices

Sample of comments from MARKYT® VoiceBank

Conservation and environmental management. Keep as much of the natural landscape as we can. Untouched and maintained.

Get rid of the dump at Dardanup.

Rubbish - Cleanaway waste disposal site. An absolute disgrace that Shire has allowed this to happen.

The Shire needs to listen to the community about Cleanaway rubbish tip. Stop taking Perth and Busselton's rubbish. The long term effects on the environment will impact the region for many years to come.

There are signs dotted around Dardanup Townsite and outer areas advertising "Dump the Dump". Please stop sending other towns rubbish to us and polluting our town!.... And underground water!

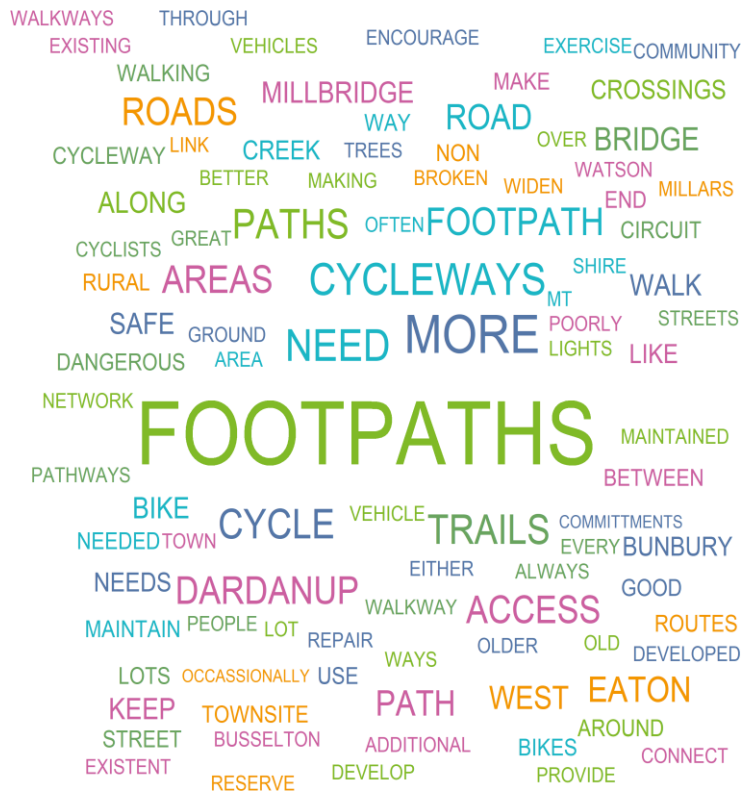
Areas where wildlife are living to receive more protection from development. These areas of remnant habitat and paddocks need to be reserved.

Sort out the mess you allowed with the waste.

Tip should be for local waste only, better recycling, retain trees, control weeds, more parkland, protect waterways...

Don't increase the size of the Dardanup tip, don't use our tip for the whole of the South West.

Word cloud (top 100 words)



Community Voices

Footpaths: Poorly maintained or non-existent.

Make real commitments to addressing the dominance of motor vehicles. Provide footpaths on all streets, create cycleways (best practice) across the Shire.

More cycleways needed in various areas to keep people and bikes off the roads.

We need more areas developed for bike trails, walking trails etc.

It is a scary feeling to use footpaths between certain streets after dark. Can flood lights be installed at each end of the footpaths? Make them more user friendly. Plant some ground covers etc.

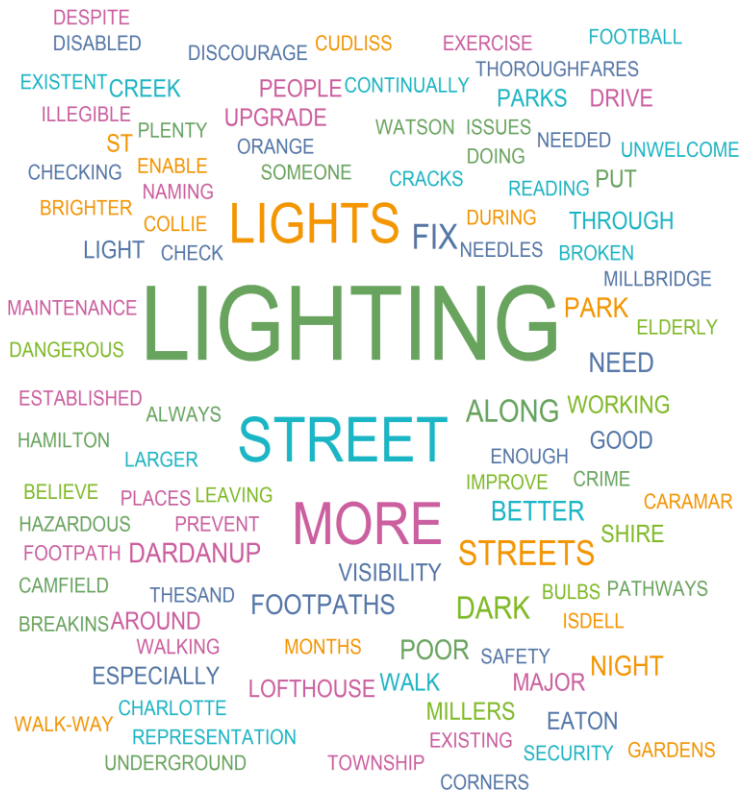
More cycle paths in rural areas. Footpath maintenance and inspection.

The building of footpaths and cycleways to keep them off narrow roads. In rural West Dardanup.

Footpaths are non existent in older parts of Eaton.

Footpaths, trails and cycleways require immediate repair especially in Eaton. Additional cycleways are required.

Word cloud (top 100 words)



Community Voices

Fix the lighting issues (or lack of lighting) along the Millers Creek walk path. There are a lot of people who use this path and during hours of low/no light it is quite dangerous. There are a lot of honky nuts that fall and cracks in the path which are quite hazardous when the lights don't work.

Upgrade the street lights and footpaths.

Improve and fix lighting along footpaths. Brighter for people walking as it gives a sense of security.

Lighting - less crime more visibility.

More street lights in right places.

Street lighting I can't believe how long lights are not fixed.

Lighting of our streets in Dardanup township is not good. Our streets need more lighting on street corners especially on major roads and in the township.

More lighting and pathways in side streets to enable elderly and disabled to exercise more.

Fix all the broken lights on Eaton Drive; continually dark.

Word cloud (top 100 words)



Community Voices

More of this! Currently very minimal done in this area. No support for local clubs from council. Better sporting grounds needed in Dardanup and Eaton.

Sporting areas look tired & underserviced.

Better sporting grounds and pavilions.

Give all major sporting facilities equal financial assistance.

Updating + modernising both structural and contents of facilities e.g. junior footy club, family centre hasn't changed for over 30 years; looking tired.

While having a lot of facilities, we do not have a public swimming pool. Put the path through the Eaton part of swampy area near Old Coast Rd and Charterhouse St.

Dardanup is a growing township. We would love to develop the Wells Recreation Centre. A pool would be fantastic set up similar to Harvey Pool.

Need a swimming pool.

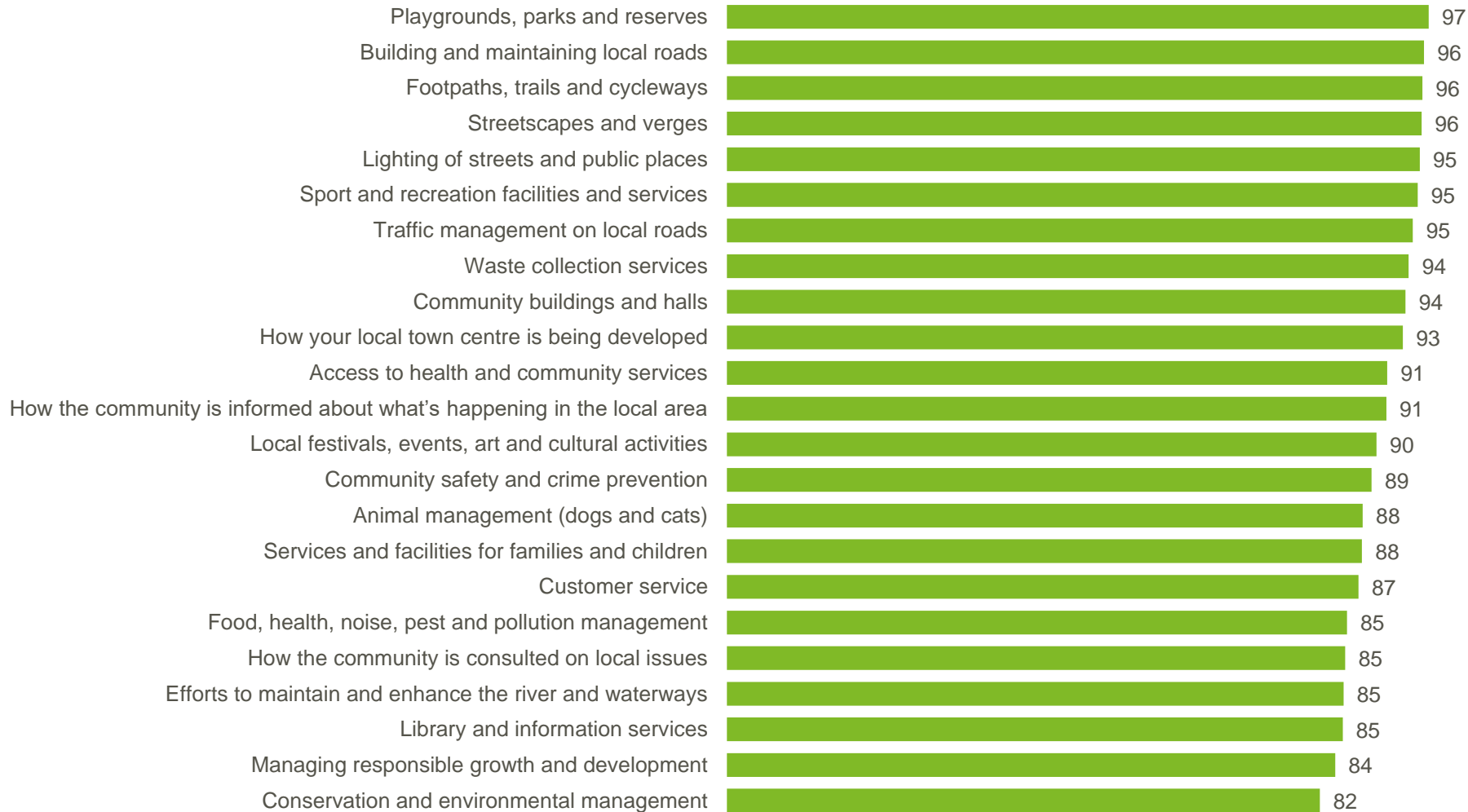
Upgrade Wells Rec ground and Pratt Road Sports grounds.

Familiarity with local services and facilities

Familiarity with local services and facilities

Higher levels of familiarity

% of respondents who were familiar with service area



Familiarity with local services and facilities

Lower levels of familiarity

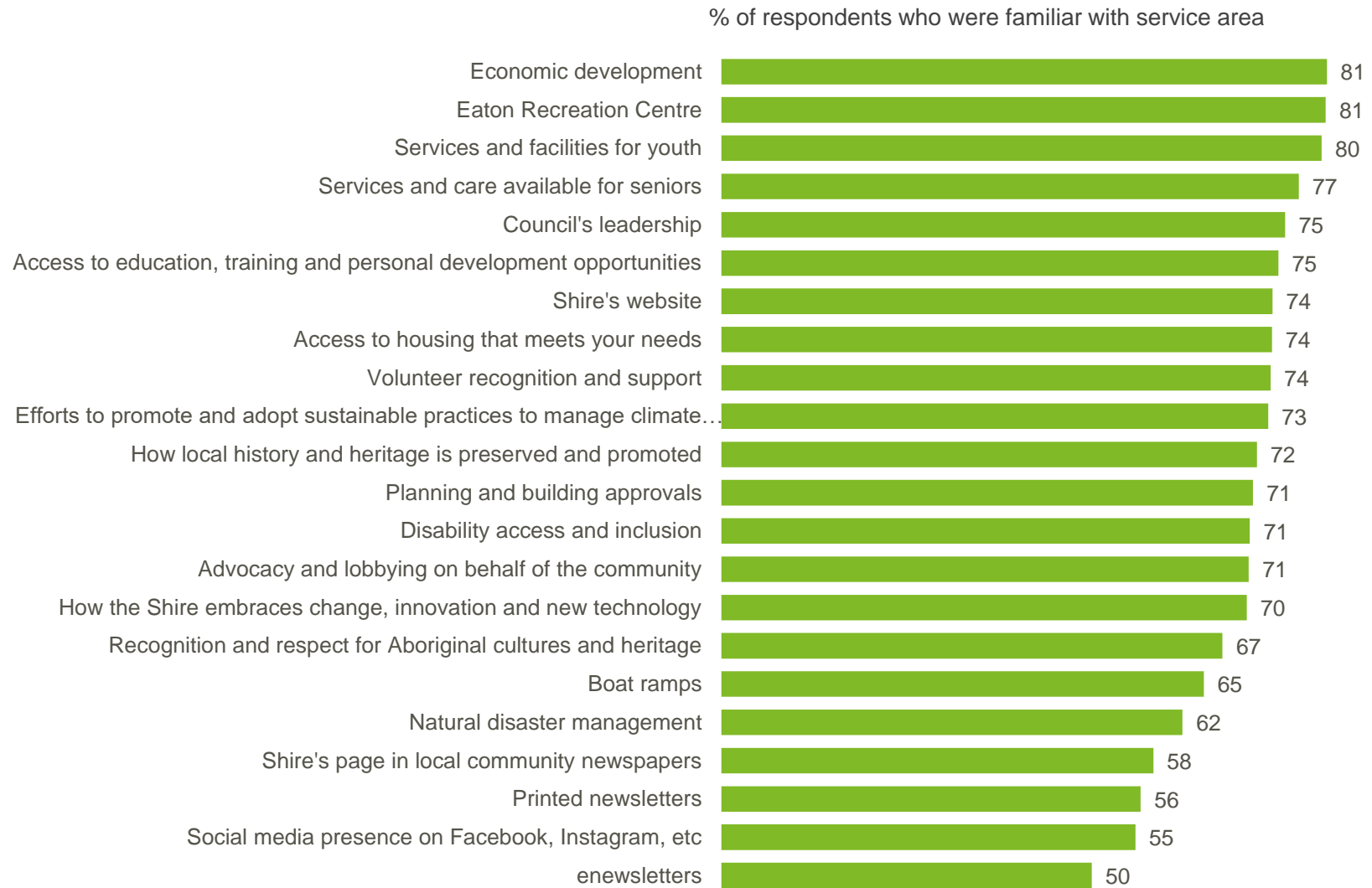


Chart shows proportion of respondents who were familiar enough with the service area to rate performance.

Governance

Council's leadership

Performance ratings

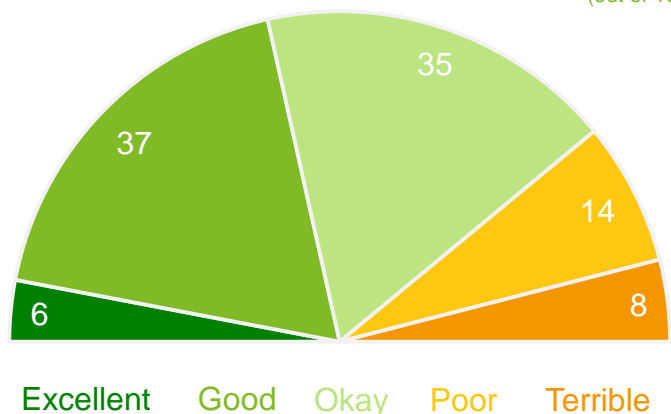
% of respondents

78%

55

Positive
rating*

Performance
Index Score
(out of 100)



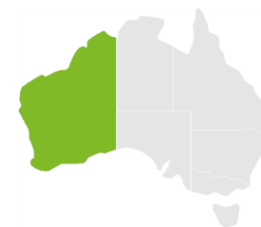
Trend Analysis

Performance Index Score



MARKYT Industry Standards

Performance Index Score



Shire of Dardanup 55

Industry High 67

Industry Average 51

Variances across the community

Performance Index Score

Local resident variances

Total	Male	Female	No children	Have child 0-5	Have child 6-12	Have child 13-17	Have child 18+	18-34 years	35-54 years	55+ years	Disability	Burekup	Dardanup / D'nup West	Eaton / Millbridge	Ferguson Valley	Rural#
55	50	59	55	63	53	50	49	50	51	61	59	50	40	60	46	48

Other groups

Business owner / mgr	Community group
46	61

Q. How would you rate performance in the following areas?

Base: All respondents, excludes 'unsure' and 'no response' (n = 453).

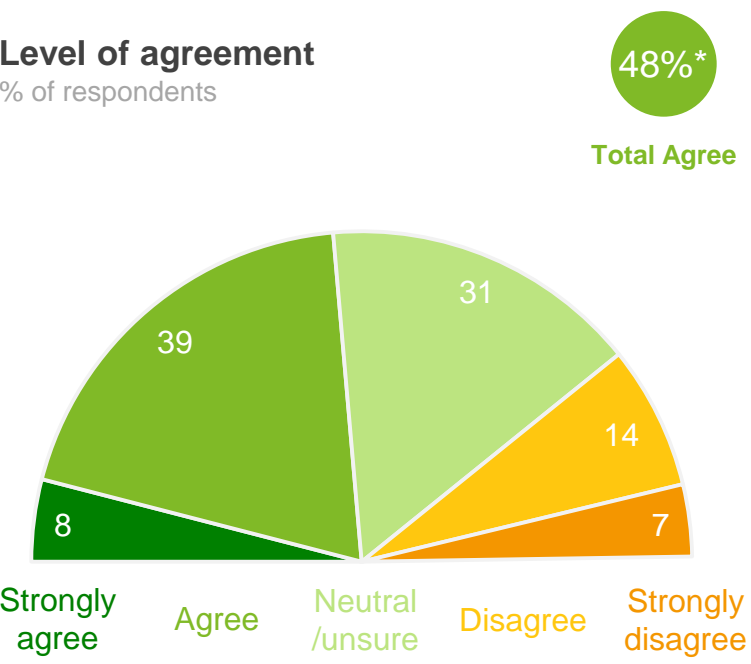
* Positive Rating = excellent, good + okay

Small base size (<20 respondents)

The Shire of Dardanup has developed and communicated a clear vision for the area

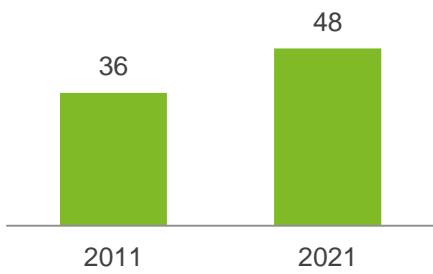
Level of agreement

% of respondents



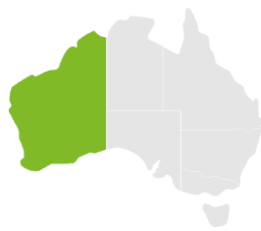
Trend Analysis

% agree



MARKYT Industry Standards

% agree



Shire of Dardanup	48
Industry High	58
Industry Average	35

Variances across the community

% agree

% agree	Local resident variances																Other groups	
Total	Male	Female	No children	Have child 0-5	Have child 6-12	Have child 13-17	Have child 18+	18-34 years	35-54 years	55+ years	Disability	Burekup	Dardanup / D'nup West	Eaton / Millbridge	Ferguson Valley	Rural#	Business owner / mgr	Community group
48	42	53	51	51	40	39	36	45	41	56	52	45	30	54	27	50	36	57

Q. How strongly do you agree or disagree with the following statements?
 Base: All respondents, excludes 'no response' (n = 595). # Small base size (<20 respondents)
 *Where sub-totals add to ±1% of the parts, this is due to rounding errors to zero decimal places.

Advocacy and lobbying on behalf of the community to influence decisions, support local causes, etc

Performance ratings

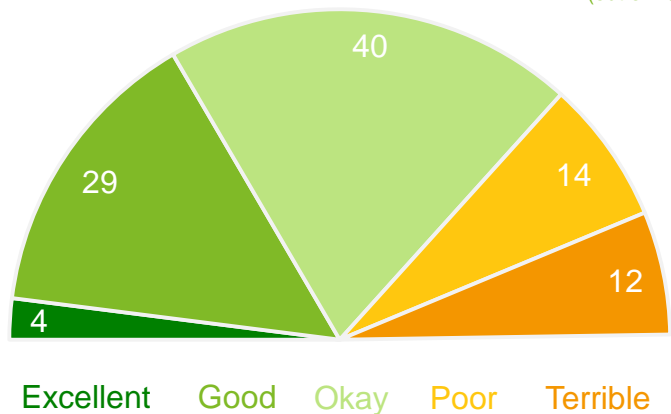
% of respondents

73%

50

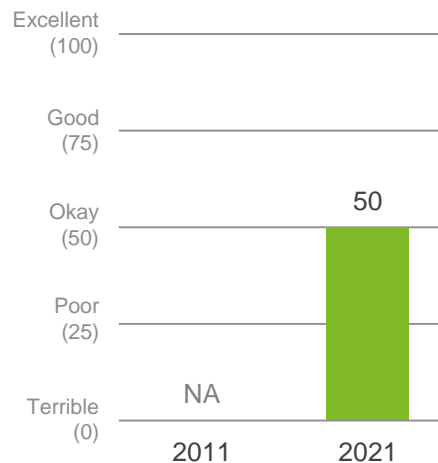
Positive rating*

Performance Index Score (out of 100)



Trend Analysis

Performance Index Score



MARKYT Industry Standards

Performance Index Score



Shire of Dardanup	50
Industry High	64
Industry Average	50

Variances across the community

Performance Index Score

Local resident variances

Total	Male	Female	No children	Have child 0-5	Have child 6-12	Have child 13-17	Have child 18+	18-34 years	35-54 years	55+ years	Disability	Burekup	Dardanup / D'nup West	Eaton / Millbridge	Ferguson Valley	Rural#
50	45	55	50	59	49	48	40	46	46	56	54	48	37	56	39	47

Other groups

Business owner / mgr	Community group
40	51

Q. How would you rate performance in the following areas?

Base: All respondents, excludes 'unsure' and 'no response' (n = 424).

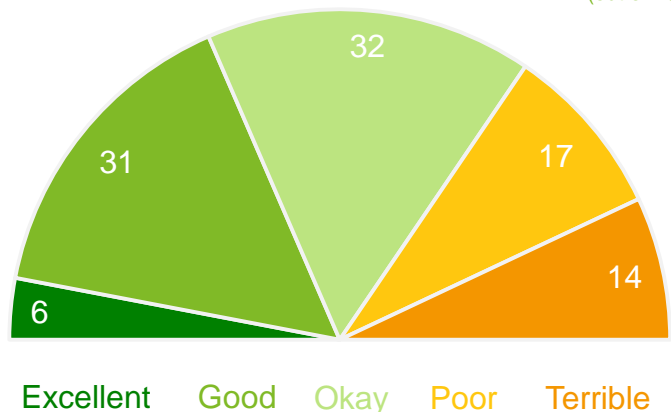
* Positive Rating = excellent, good + okay

Small base size (<20 respondents)

How the community is consulted on local issues

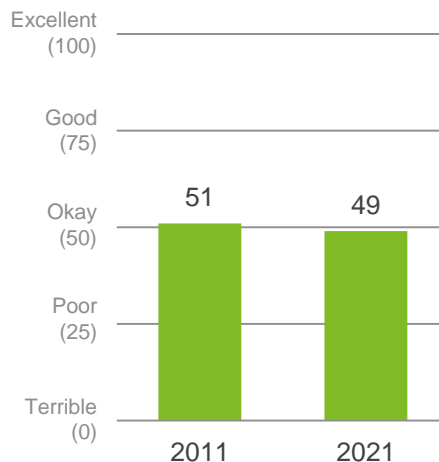
Performance ratings

% of respondents



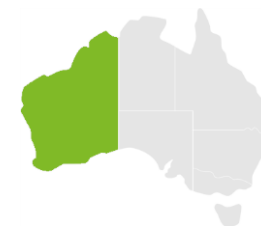
Trend Analysis

Performance Index Score



MARKYT Industry Standards

Performance Index Score



Shire of Dardanup	49
Industry High	62
Industry Average	47

Variances across the community

Performance Index Score

Local resident variances

Total	Male	Female	No children	Have child 0-5	Have child 6-12	Have child 13-17	Have child 18+	18-34 years	35-54 years	55+ years	Disability	Burekup	Dardanup / D'nup West	Eaton / Millbridge	Ferguson Valley	Rural#
49	44	54	50	55	44	49	43	47	47	54	54	45	34	55	40	41

Other groups

Business owner / mgr	Community group
40	52

Q. How would you rate performance in the following areas?

Base: All respondents, excludes 'unsure' and 'no response' (n = 512).

* Positive Rating = excellent, good + okay

Small base size (<20 respondents)

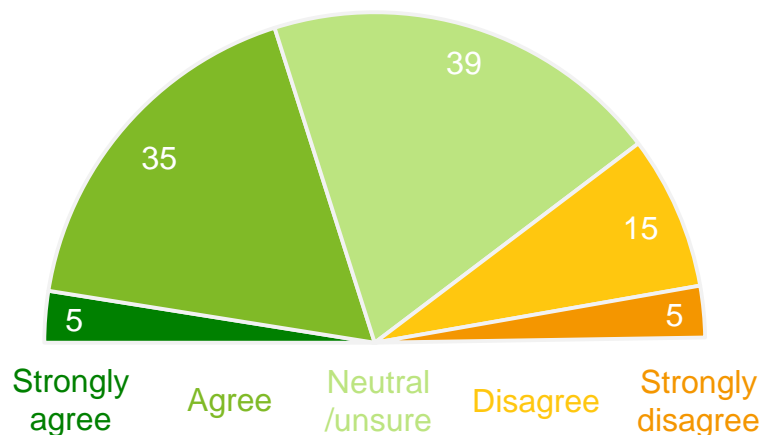
Elected Members (the President and Councillors) have a good understanding of community needs

Level of agreement

% of respondents

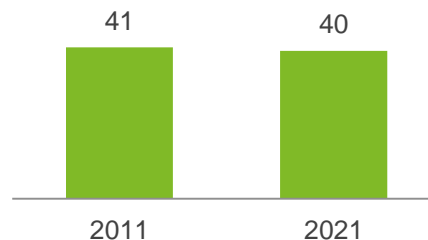
40%

Total Agree



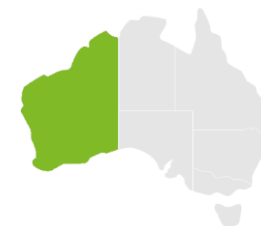
Trend Analysis

% agree



MARKYT Industry Standards

% agree



Shire of Dardanup 40

Industry High 40

Industry Average 31

Variances across the community

% agree

Local resident variances

Total	Male	Female	No children	Have child 0-5	Have child 6-12	Have child 13-17	Have child 18+	18-34 years	35-54 years	55+ years	Disability	Burekup	Dardanup / D'nup West	Eaton / Millbridge	Ferguson Valley	Rural#
40	34	46	46	46	39	25	28	39	30	51	45	32	25	46	24	42

Other groups

Business owner / mgr	Community group
31	51

Q. How strongly do you agree or disagree with the following statements?

Base: All respondents, excludes 'no response' (n = 595). # Small base size (<20 respondents)

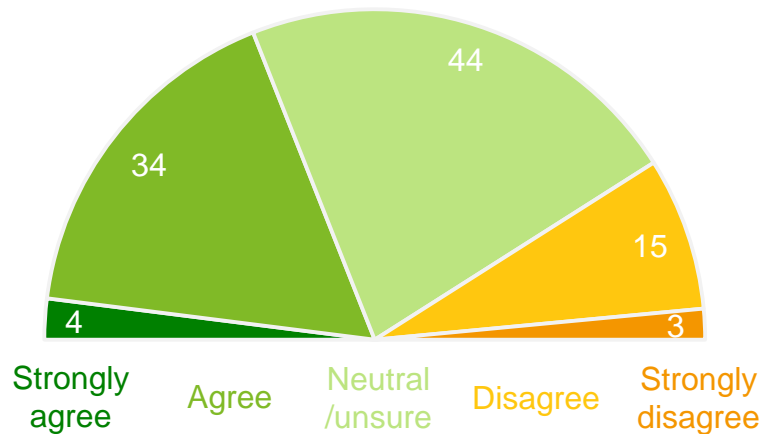
Staff have a good understanding of community needs

Level of agreement

% of respondents

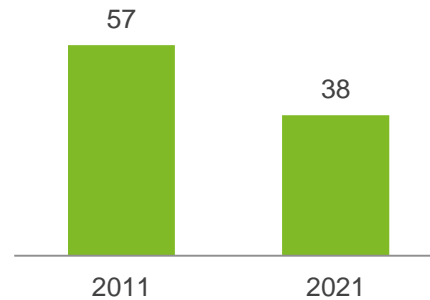
38%

Total Agree



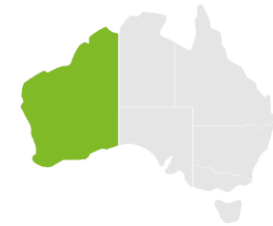
Trend Analysis

% agree



MARKYT Industry Standards

% agree



Shire of Dardanup 38

Industry High 45

Industry Average 35

Variances across the community

% agree

Local resident variances

Total	Male	Female	No children	Have child 0-5	Have child 6-12	Have child 13-17	Have child 18+	18-34 years	35-54 years	55+ years	Disability	Burekup	Dardanup / D'nup West	Eaton / Millbridge	Ferguson Valley	Rural#
38	31	44	43	45	38	25	19	34	32	48	41	43	27	42	24	35

Other groups

Business owner / mgr	Community group
29	36

Q. How strongly do you agree or disagree with the following statements?

Base: All respondents, excludes 'no response' (n = 589). # Small base size (<20 respondents)

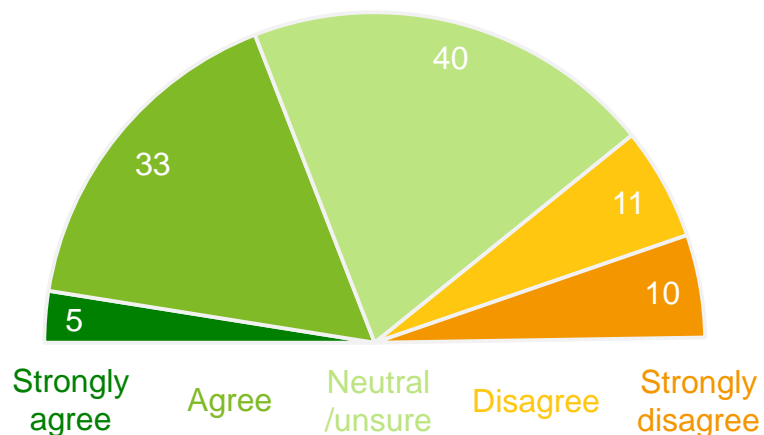
The Shire listens to and respects community views

Level of agreement

% of respondents

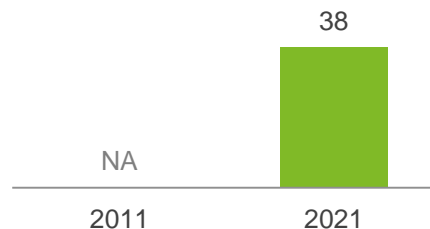
38%

Total Agree



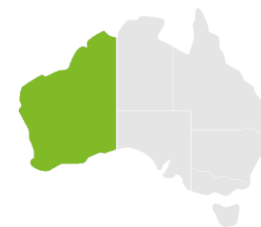
Trend Analysis

% agree



MARKYT Industry Standards

% agree



Shire of Dardanup 38

Industry High 55

Industry Average 33

Variances across the community

% agree

Local resident variances

Total	Male	Female	No children	Have child 0-5	Have child 6-12	Have child 13-17	Have child 18+	18-34 years	35-54 years	55+ years	Disability	Burekup	Dardanup / D'nup West	Eaton / Millbridge	Ferguson Valley	Rural#
38	32	43	42	46	38	30	23	34	34	45	37	30	25	43	29	35

Other groups

Business owner / mgr	Community group
29	49

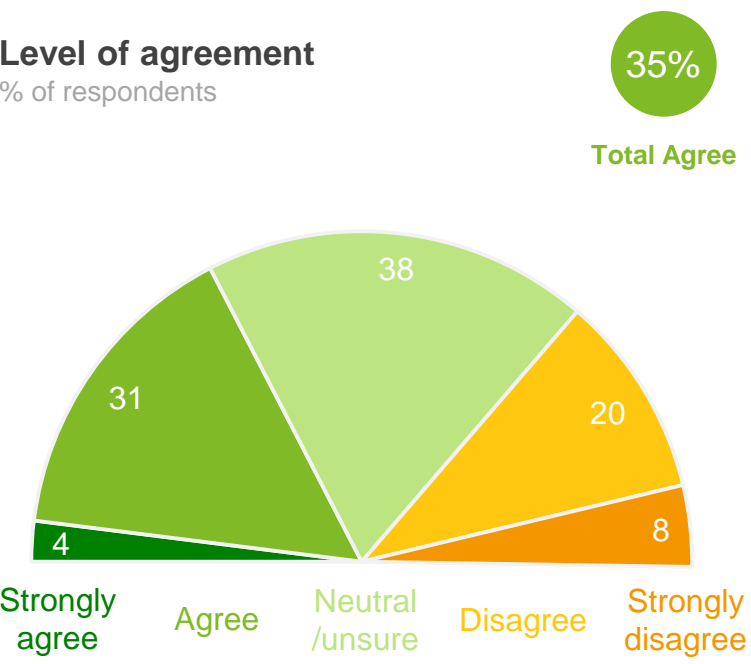
Q. How strongly do you agree or disagree with the following statements?

Base: All respondents, excludes 'no response' (n = 593). # Small base size (<20 respondents)

The Shire clearly explains reasons for decisions and how residents' view are taken into account

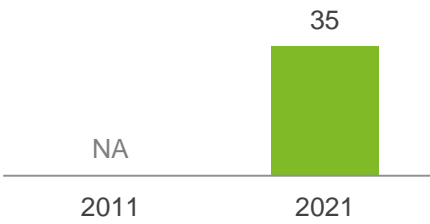
Level of agreement

% of respondents



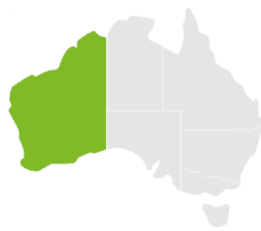
Trend Analysis

% agree



MARKYT Industry Standards

% agree



Shire of Dardanup	35
Industry High	45
Industry Average	28

Variances across the community

% agree

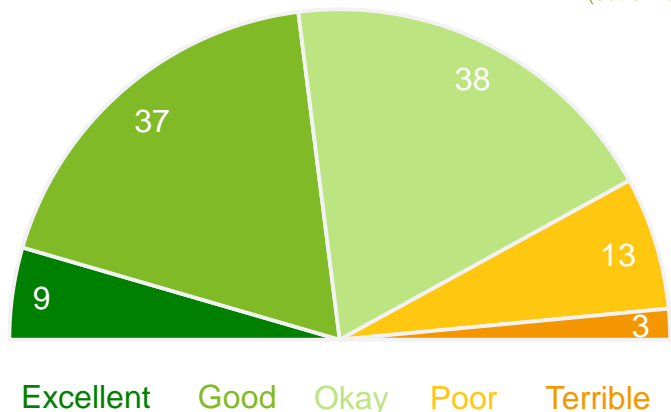
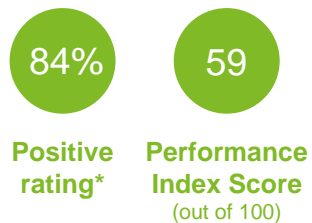
% agree		Local resident variances															Other groups	
Total	Male	Female	No children	Have child 0-5	Have child 6-12	Have child 13-17	Have child 18+	18-34 years	35-54 years	55+ years	Disability	Burekup	Dardanup / D'nup West	Eaton / Millbridge	Ferguson Valley	Rural#	Business owner / mgr	Community group
35	27	41	38	43	23	19	16	37	23	44	38	30	22	40	13	35	17	38

Q. How strongly do you agree or disagree with the following statements?
 Base: All respondents, excludes 'no response' (n = 591). # Small base size (<20 respondents)

How the Shire embraces change, innovation and new technology

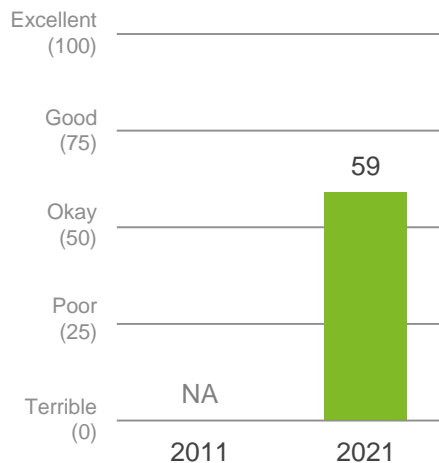
Performance ratings

% of respondents



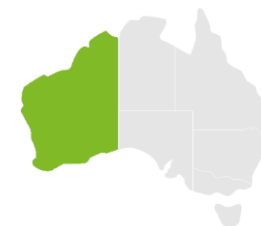
Trend Analysis

Performance Index Score



MARKYT Industry Standards

Performance Index Score



Shire of Dardanup	59
Industry High	65
Industry Average	53

Variances across the community

Performance Index Score

Local resident variances

Total	Male	Female	No children	Have child 0-5	Have child 6-12	Have child 13-17	Have child 18+	18-34 years	35-54 years	55+ years	Disability	Burekup	Dardanup / D'nup West	Eaton / Millbridge	Ferguson Valley	Rural#
59	55	63	62	61	55	56	50	58	54	65	62	60	51	62	47	53

Other groups

Business owner / mgr	Community group
52	68

Q. How would you rate performance in the following areas?

Base: All respondents, excludes 'unsure' and 'no response' (n = 423).

* Positive Rating = excellent, good + okay

Small base size (<20 respondents)

Customer service

Performance ratings

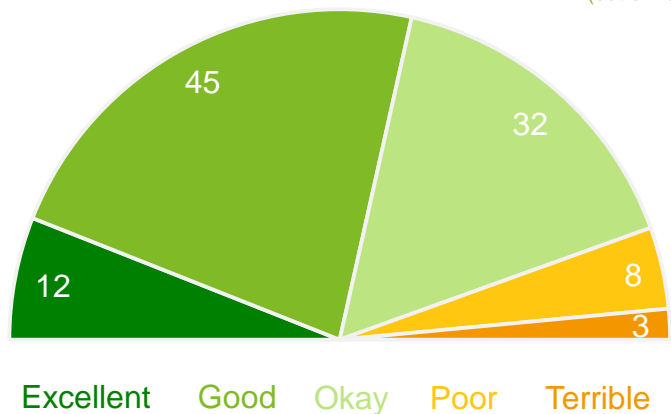
% of respondents

89%

64

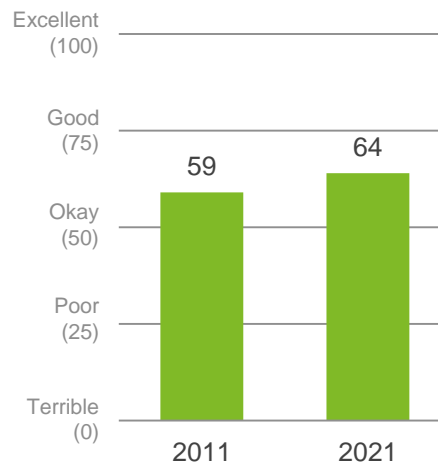
Positive
rating*

Performance
Index Score
(out of 100)



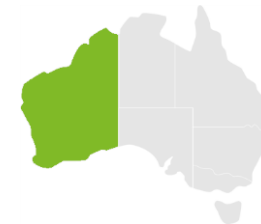
Trend Analysis

Performance Index Score



MARKYT Industry Standards

Performance Index Score



Shire of Dardanup 64

Industry High 74

Industry Average 62

Variances across the community

Performance Index Score

Local resident variances

Total	Male	Female	No children	Have child 0-5	Have child 6-12	Have child 13-17	Have child 18+	18-34 years	35-54 years	55+ years	Disability	Burekup	Dardanup / D'nup West	Eaton / Millbridge	Ferguson Valley	Rural#
64	63	64	68	66	58	62	49	67	59	66	62	56	59	66	51	65

Other groups

Business owner / mgr	Community group
51	68

Q. How would you rate performance in the following areas?

Base: All respondents, excludes 'unsure' and 'no response' (n = 523).

Small base size (<20 respondents)

* Positive Rating = excellent, good + okay

Communication

How the community is informed about what's happening in the local area

Performance ratings

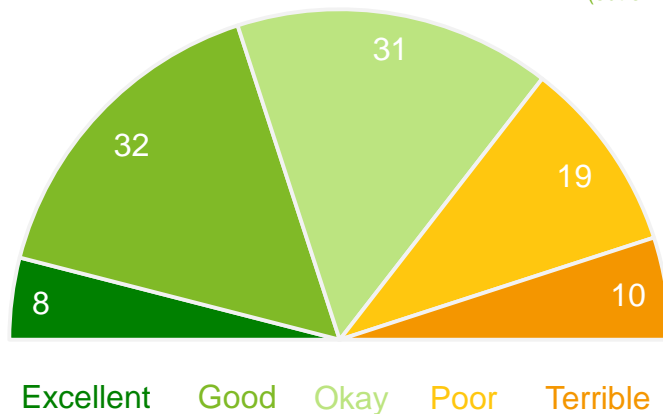
% of respondents

71%

52

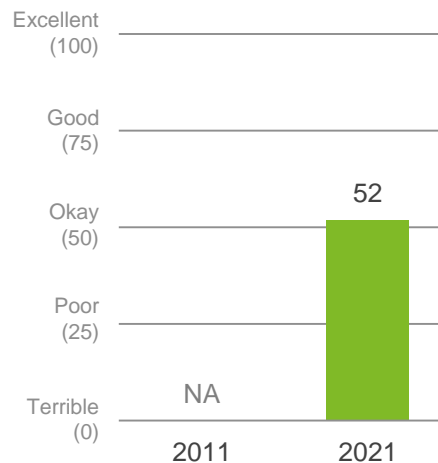
Positive
rating*

Performance
Index Score
(out of 100)



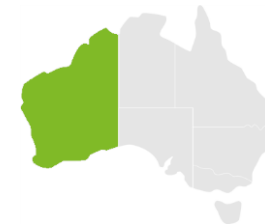
Trend Analysis

Performance Index Score



MARKYT Industry Standards

Performance Index Score



Shire of Dardanup	52
Industry High	69
Industry Average	54

Variances across the community

Performance Index Score

Local resident variances

Total	Male	Female	No children	Have child 0-5	Have child 6-12	Have child 13-17	Have child 18+	18-34 years	35-54 years	55+ years	Disability	Burekup	Dardanup / D'nup West	Eaton / Millbridge	Ferguson Valley	Rural#
52	49	55	54	55	47	54	45	51	50	56	57	47	38	58	43	43

Other groups

Business owner / mgr	Community group
44	55

Q. How would you rate performance in the following areas?

Base: All respondents, excludes 'unsure' and 'no response' (n = 546).

* Positive Rating = excellent, good + okay

Small base size (<20 respondents)

Shire's website

Performance ratings

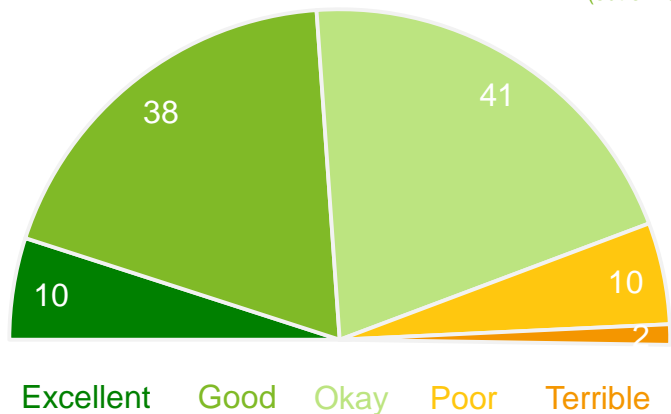
% of respondents

89%

61

Positive
rating*

Performance
Index Score
(out of 100)




Trend Analysis

Performance Index Score



MARKYT Industry Standards

Performance Index Score



Shire of Dardanup	61
Industry High	68
Industry Average	58

Variances across the community

Performance Index Score

Local resident variances

Total	Male	Female	No children	Have child 0-5	Have child 6-12	Have child 13-17	Have child 18+	18-34 years	35-54 years	55+ years	Disability	Burekup	Dardanup / D'nup West	Eaton / Millbridge	Ferguson Valley	Rural#
61	61	61	63	62	56	57	52	62	58	64	63	50	55	65	48	59

Other groups

Business owner / mgr	Community group
53	64

Q. How would you rate performance in the following areas?

Base: All respondents, excludes 'unsure' and 'no response' (n = 443).

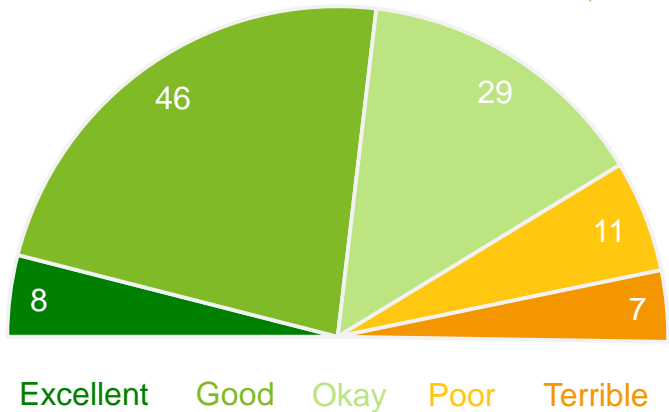
* Positive Rating = excellent, good + okay

Small base size (<20 respondents)

Social media presence on Facebook, Instagram, etc

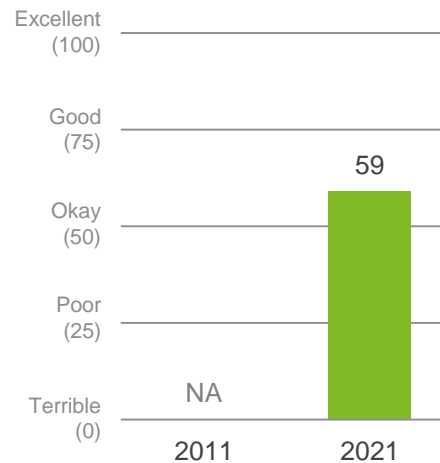
Performance ratings

% of respondents



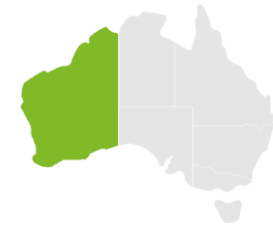
Trend Analysis

Performance Index Score



MARKYT Industry Standards

Performance Index Score



Shire of Dardanup	59
Industry High	66
Industry Average	54

Variances across the community

Performance Index Score

Local resident variances

Total	Male	Female	No children	Have child 0-5	Have child 6-12	Have child 13-17	Have child 18+	18-34 years	35-54 years	55+ years	Disability	Burekup	Dardanup / D'nup West	Eaton / Millbridge	Ferguson Valley	Rural#
59	55	63	56	65	60	62	48	63	56	59	59	61	58	60	49	50

Other groups

Business owner / mgr	Community group
53	60

Q. How would you rate performance in the following areas?

Base: All respondents, excludes 'unsure' and 'no response' (n = 333).

* Positive Rating = excellent, good + okay

Small base size (<20 respondents)

Performance ratings

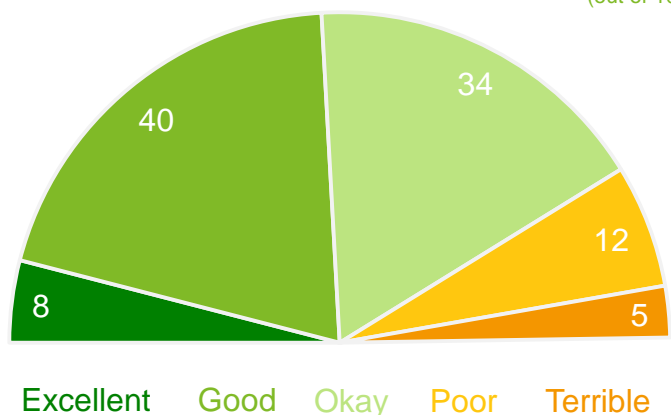
% of respondents

82%

Positive
rating*

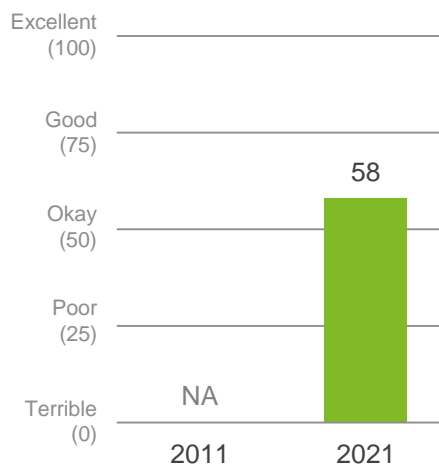
58

Performance
Index Score
(out of 100)



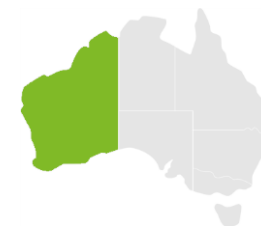
Trend Analysis

Performance Index Score



MARKYT Industry Standards

Performance Index Score



Shire of Dardanup 58

Industry High 66

Industry Average 60

Variances across the community

Performance Index Score

Local resident variances

Total	Male	Female	No children	Have child 0-5	Have child 6-12	Have child 13-17	Have child 18+	18-34 years	35-54 years	55+ years	Disability	Burekup	Dardanup / D'nup West	Eaton / Millbridge	Ferguson Valley	Rural#
58	56	60	62	56	53	57	54	60	55	61	58	49	53	61	47	63

Other groups

Business owner / mgr	Community group
55	62

Q. How would you rate performance in the following areas?

Base: All respondents, excludes 'unsure' and 'no response' (n = 298).

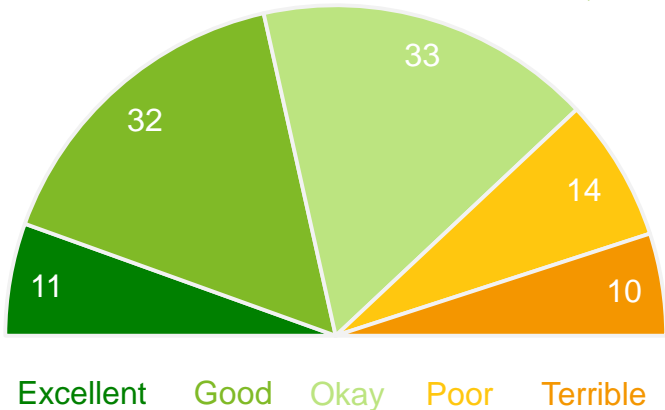
* Positive Rating = excellent, good + okay

Small base size (<20 respondents)

Printed newsletters

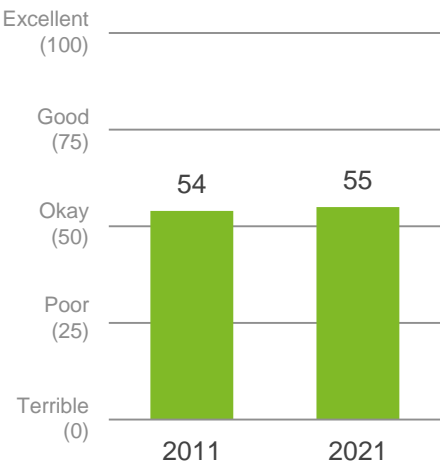
Performance ratings

% of respondents



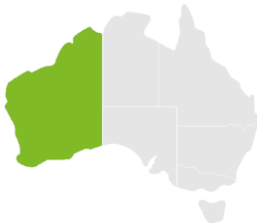
Trend Analysis

Performance Index Score



MARKYT Industry Standards

Performance Index Score



Shire of Dardanup	55
Industry High	75
Industry Average	64

Variances across the community

Performance Index Score

Local resident variances

Total	Male	Female	No children	Have child 0-5	Have child 6-12	Have child 13-17	Have child 18+	18-34 years	35-54 years	55+ years	Disability	Burekup	Dardanup / D'nup West	Eaton / Millbridge	Ferguson Valley	Rural#
55	56	56	57	58	45	56	47	61	48	58	60	39	66	54	41	58

Other groups

Business owner / mgr	Community group
47	50

Q. How would you rate performance in the following areas?

Base: All respondents, excludes 'unsure' and 'no response' (n = 337). * Positive Rating = excellent, good + okay

Small base size (<20 respondents)

Shire's page in local community newspapers

Performance ratings

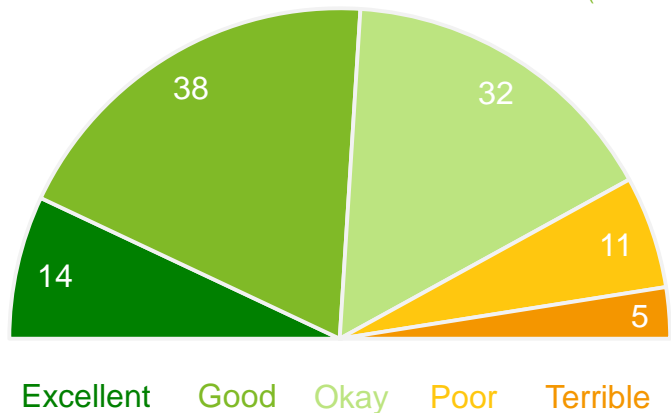
% of respondents

84%

61

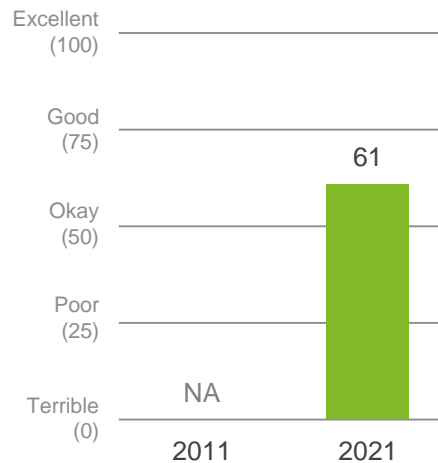
Positive
rating*

Performance
Index Score
(out of 100)



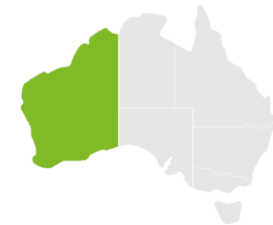
Trend Analysis

Performance Index Score



MARKYT Industry Standards

Performance Index Score



Shire of Dardanup	61
Industry High	63
Industry Average	59

Variances across the community

Performance Index Score

Local resident variances

Total	Male	Female	No children	Have child 0-5	Have child 6-12	Have child 13-17	Have child 18+	18-34 years	35-54 years	55+ years	Disability	Burekup	Dardanup / D'nup West	Eaton / Millbridge	Ferguson Valley	Rural#
61	59	64	63	68	48	59	45	68	55	62	60	45	59	63	50	54

Other groups

Business owner / mgr	Community group
45	65

Q. How would you rate performance in the following areas?

Base: All respondents, excludes 'unsure' and 'no response' (n = 348).

* Positive Rating = excellent, good + okay

Small base size (<20 respondents)

Community Development

Services and facilities for youth

Performance ratings

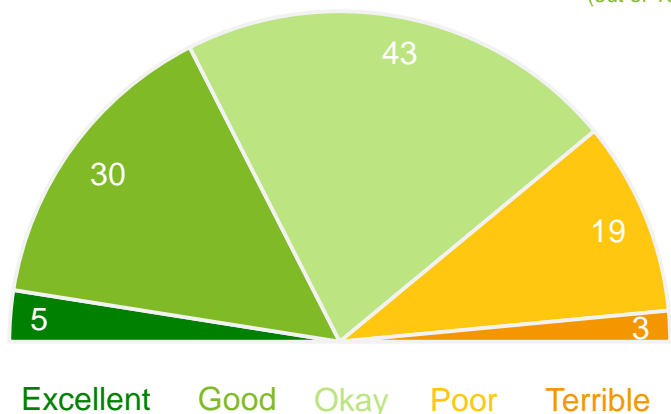
% of respondents

78%

54

Positive
rating*

Performance
Index Score
(out of 100)



Trend Analysis

Performance Index Score



MARKYT Industry Standards

Performance Index Score



Shire of Dardanup 54

Industry High 66

Industry Average 48

Variances across the community

Performance Index Score

Local resident variances

Total	Male	Female	No children	Have child 0-5	Have child 6-12	Have child 13-17	Have child 18+	18-34 years	35-54 years	55+ years	Disability	Burekup	Dardanup / D'nup West	Eaton / Millbridge	Ferguson Valley	Rural#
54	57	51	57	53	48	47	53	54	52	56	53	54	49	55	63	42

Other groups

Business owner / mgr	Community group
57	52

Q. How would you rate performance in the following areas?

Base: All respondents, excludes 'unsure' and 'no response' (n = 483).

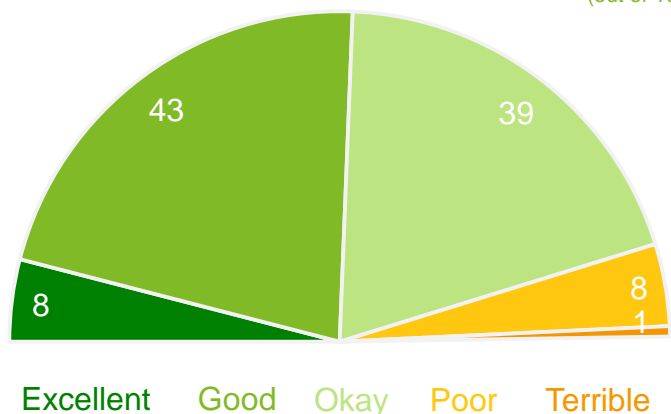
Small base size (<20 respondents)

* Positive Rating = excellent, good + okay

Services and facilities for families and children

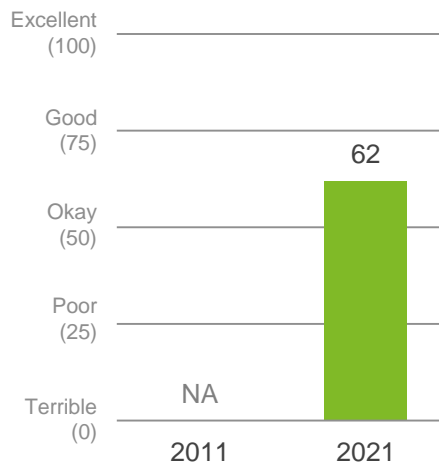
Performance ratings

% of respondents



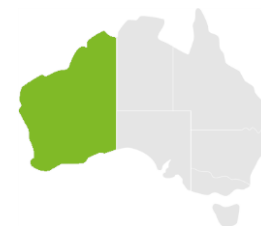
Trend Analysis

Performance Index Score



MARKYT Industry Standards

Performance Index Score



Shire of Dardanup	62
Industry High	68
Industry Average	57

Variances across the community

Performance Index Score

Local resident variances

Total	Male	Female	No children	Have child 0-5	Have child 6-12	Have child 13-17	Have child 18+	18-34 years	35-54 years	55+ years	Disability	Burekup	Dardanup / D'nup West	Eaton / Millbridge	Ferguson Valley	Rural#
62	64	61	64	62	58	59	59	60	62	64	63	62	52	65	65	52

Other groups

Business owner / mgr	Community group
63	59

Q. How would you rate performance in the following areas?

Base: All respondents, excludes 'unsure' and 'no response' (n = 526).

* Positive Rating = excellent, good + okay

Small base size (<20 respondents)

Services and care available for seniors

Performance ratings

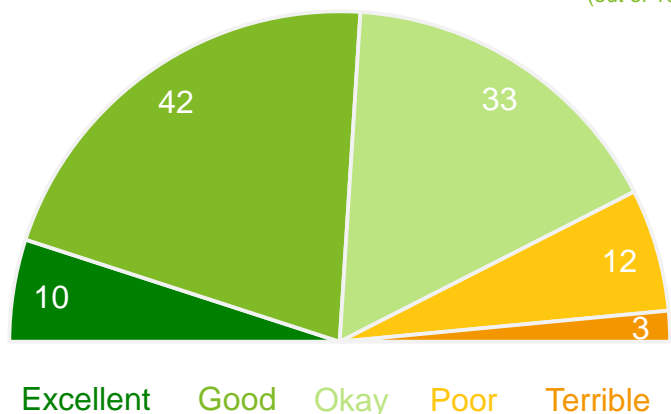
% of respondents

85%

61

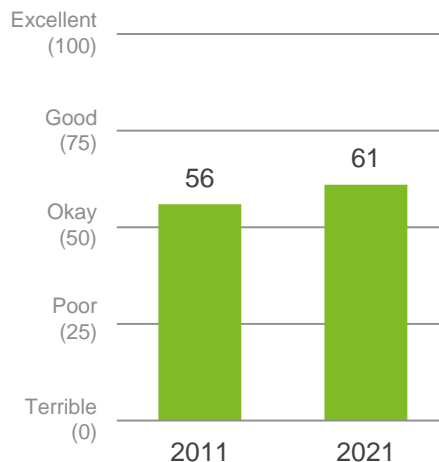
Positive
rating*

Performance
Index Score
(out of 100)



Trend Analysis

Performance Index Score



MARKYT Industry Standards

Performance Index Score



Shire of Dardanup	61
Industry High	68
Industry Average	55

Variances across the community

Performance Index Score

Local resident variances

Total	Male	Female	No children	Have child 0-5	Have child 6-12	Have child 13-17	Have child 18+	18-34 years	35-54 years	55+ years	Disability	Burekup	Dardanup / D'nup West	Eaton / Millbridge	Ferguson Valley	Rural#
61	63	60	59	66	58	64	63	65	61	59	57	50	51	64	71	48

Other groups

Business owner / mgr	Community group
59	63

Q. How would you rate performance in the following areas?

Base: All respondents, excludes 'unsure' and 'no response' (n = 464).

* Positive Rating = excellent, good + okay

Small base size (<20 respondents)

Disability access and inclusion

Performance ratings

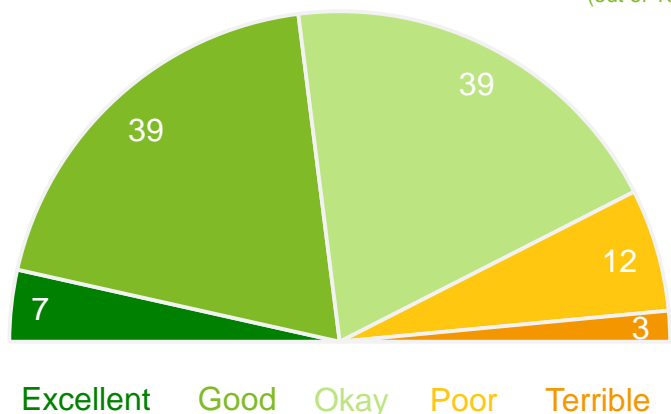
% of respondents

85%

59

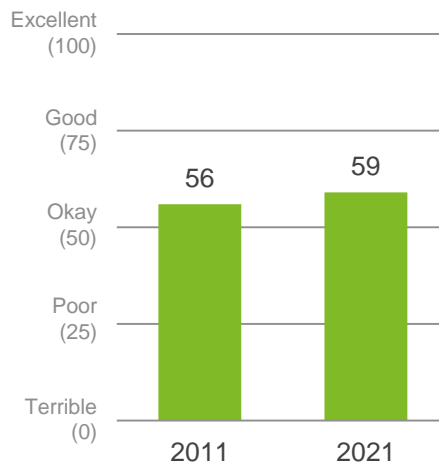
Positive
rating*

Performance
Index Score
(out of 100)



Trend Analysis

Performance Index Score



MARKYT Industry Standards

Performance Index Score



Shire of Dardanup 59

Industry High 65

Industry Average 51

Variances across the community

Performance Index Score

Local resident variances

Total	Male	Female	No children	Have child 0-5	Have child 6-12	Have child 13-17	Have child 18+	18-34 years	35-54 years	55+ years	Disability	Burekup	Dardanup / D'nup West	Eaton / Millbridge	Ferguson Valley	Rural#
59	61	56	58	65	55	59	61	63	59	56	51	49	51	61	68	45

Other groups

Business owner / mgr	Community group
62	58

Q. How would you rate performance in the following areas?

Base: All respondents, excludes 'unsure' and 'no response' (n = 425).

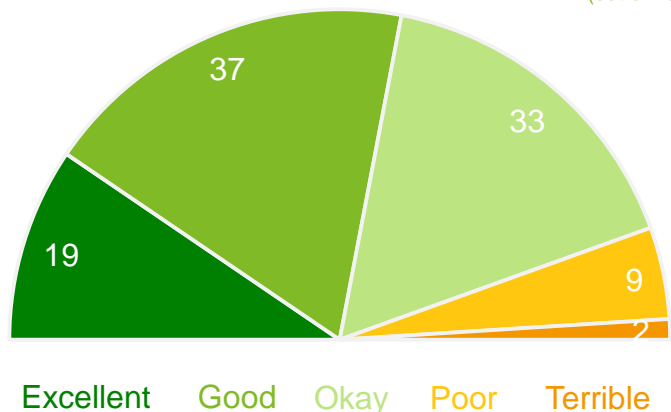
* Positive Rating = excellent, good + okay

Small base size (<20 respondents)

Recognition and respect for Aboriginal cultures and heritage

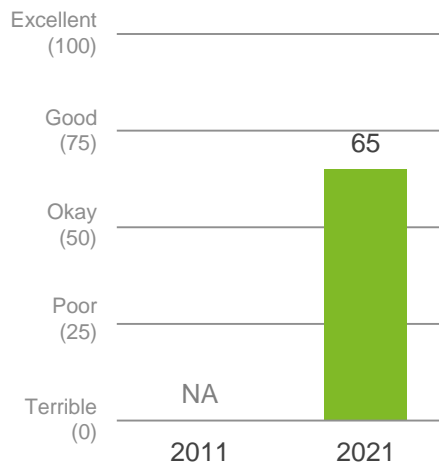
Performance ratings

% of respondents



Trend Analysis

Performance Index Score



MARKYT Industry Standards

Performance Index Score



Shire of Dardanup	65
Industry High	70
Industry Average	64

Variances across the community

Performance Index Score

Local resident variances

Total	Male	Female	No children	Have child 0-5	Have child 6-12	Have child 13-17	Have child 18+	18-34 years	35-54 years	55+ years	Disability	Burekup	Dardanup / D'nup West	Eaton / Millbridge	Ferguson Valley	Rural#
65	72	59	65	70	58	65	64	73	62	62	58	56	65	66	74	55

Other groups

Business owner / mgr	Community group
63	58

Q. How would you rate performance in the following areas?

Base: All respondents, excludes 'unsure' and 'no response' (n = 403).

* Positive Rating = excellent, good + okay

Small base size (<20 respondents)

Volunteer recognition and support

Performance ratings

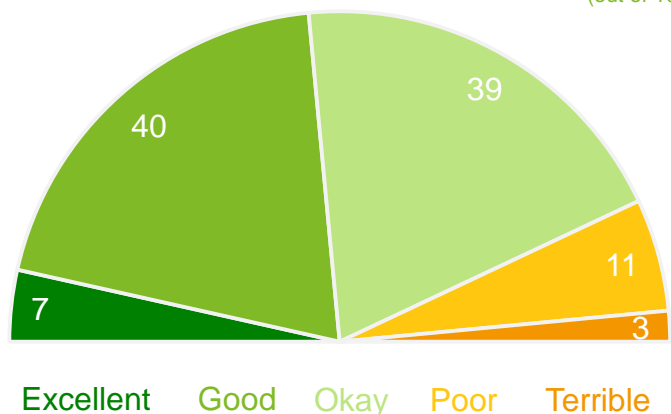
% of respondents

86%

59

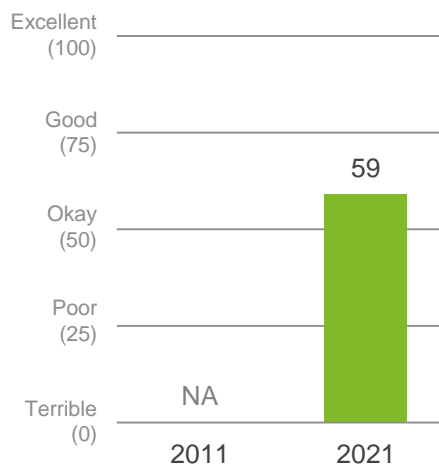
Positive
rating*

Performance
Index Score
(out of 100)



Trend Analysis

Performance Index Score



MARKYT Industry Standards

Performance Index Score



Shire of Dardanup 59

Industry High 68

Industry Average 62

Variances across the community

Performance Index Score

Local resident variances

Total	Male	Female	No children	Have child 0-5	Have child 6-12	Have child 13-17	Have child 18+	18-34 years	35-54 years	55+ years	Disability	Burekup	Dardanup / D'nup West	Eaton / Millbridge	Ferguson Valley	Rural#
59	59	60	60	60	56	56	61	53	59	64	60	63	52	60	75	60

Other groups

Business owner / mgr	Community group
68	63

Q. How would you rate performance in the following areas?

Base: All respondents, excludes 'unsure' and 'no response' (n = 442).

* Positive Rating = excellent, good + okay

Small base size (<20 respondents)

Community Wellbeing

Community safety and crime prevention

Performance ratings

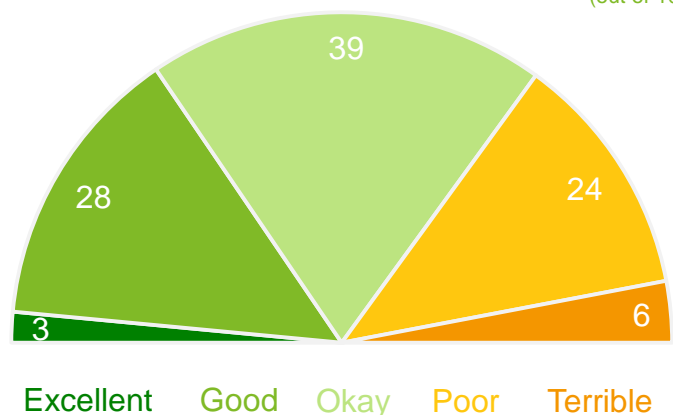
% of respondents

70%

49

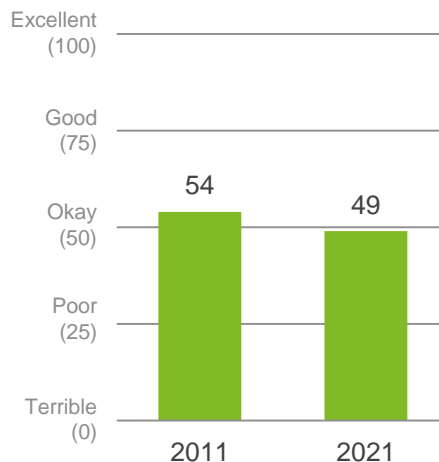
Positive
rating*

Performance
Index Score
(out of 100)



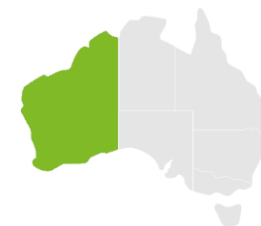
Trend Analysis

Performance Index Score



MARKYT Industry Standards

Performance Index Score



Shire of Dardanup 49

Industry High 76

Industry Average 53

Variances across the community

Performance Index Score

Local resident variances

Total	Male	Female	No children	Have child 0-5	Have child 6-12	Have child 13-17	Have child 18+	18-34 years	35-54 years	55+ years	Disability	Burekup	Dardanup / D'nup West	Eaton / Millbridge	Ferguson Valley	Rural#
49	46	53	49	57	48	43	48	46	49	53	49	46	46	50	65	52

Other groups

Business owner / mgr	Community group
56	55

Q. How would you rate performance in the following areas?

Base: All respondents, excludes 'unsure' and 'no response' (n = 534).

* Positive Rating = excellent, good + okay

Small base size (<20 respondents)

Access to housing that meets your needs

Performance ratings

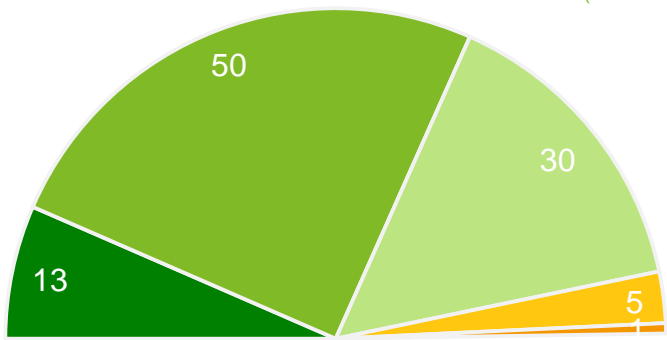
% of respondents

93%

68

Positive rating*

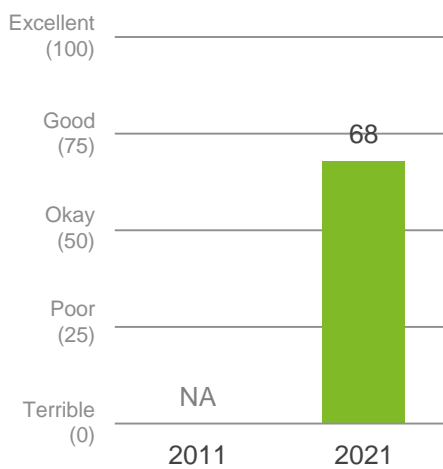
Performance Index Score (out of 100)



Excellent Good Okay Poor Terrible

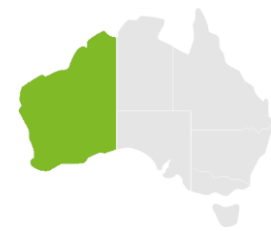
Trend Analysis

Performance Index Score



MARKYT Industry Standards

Performance Index Score



Shire of Dardanup 68

Industry High 68

Industry Average 57

Variances across the community

Performance Index Score

Local resident variances

Other groups

Total	Male	Female	No children	Have child 0-5	Have child 6-12	Have child 13-17	Have child 18+	18-34 years	35-54 years	55+ years	Disability	Burekup	Dardanup / D'nup West	Eaton / Millbridge	Ferguson Valley	Rural#	Business owner / mgr	Community group
68	68	68	68	73	66	64	68	73	66	64	61	70	63	69	76	59	60	63

Q. How would you rate performance in the following areas?

Base: All respondents, excludes 'unsure' and 'no response' (n = 443).

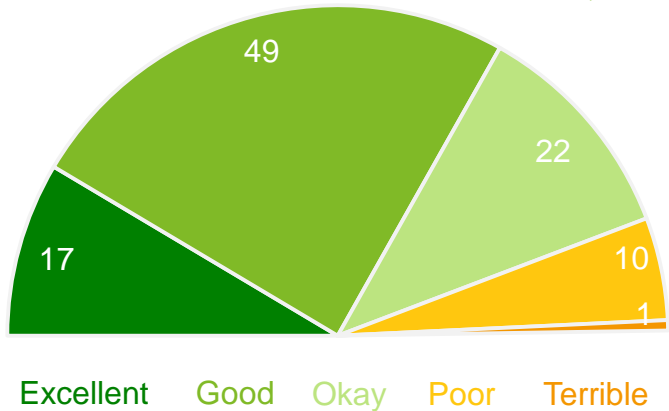
* Positive Rating = excellent, good + okay

Small base size (<20 respondents)

Access to health and community services

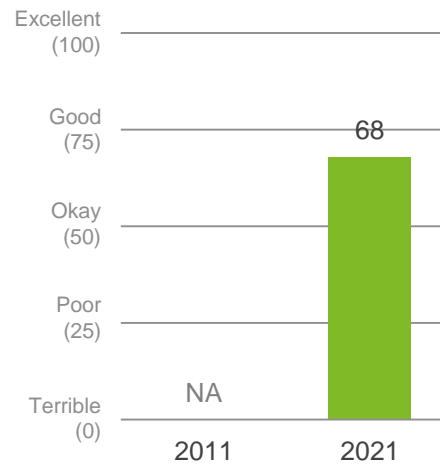
Performance ratings

% of respondents



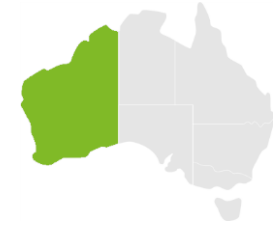
Trend Analysis

Performance Index Score



MARKYT Industry Standards

Performance Index Score



Shire of Dardanup	68
Industry High	70
Industry Average	57

Variances across the community

Performance Index Score

Local resident variances

Total	Male	Female	No children	Have child 0-5	Have child 6-12	Have child 13-17	Have child 18+	18-34 years	35-54 years	55+ years	Disability	Burekup	Dardanup / D'nup West	Eaton / Millbridge	Ferguson Valley	Rural#
68	68	68	67	75	64	63	62	69	66	68	67	59	48	73	64	54

Other groups

Business owner / mgr	Community group
62	65

Q. How would you rate performance in the following areas?

Base: All respondents, excludes 'unsure' and 'no response' (n = 547).

* Positive Rating = excellent, good + okay

Small base size (<20 respondents)

Community buildings and halls

Performance ratings

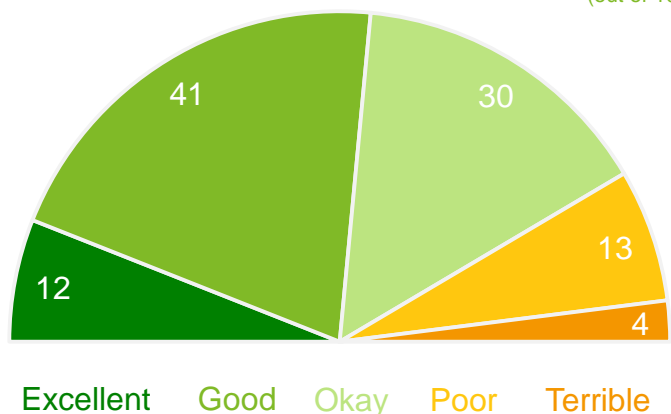
% of respondents

83%

61

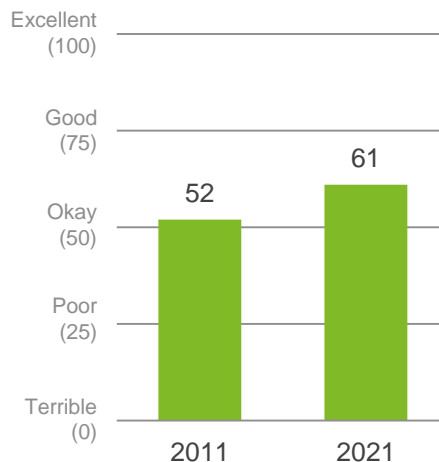
Positive
rating*

Performance
Index Score
(out of 100)



Trend Analysis

Performance Index Score



MARKYT Industry Standards

Performance Index Score



Shire of Dardanup 61

Industry High 78

Industry Average 60

Variances across the community

Performance Index Score

Local resident variances

Total	Male	Female	No children	Have child 0-5	Have child 6-12	Have child 13-17	Have child 18+	18-34 years	35-54 years	55+ years	Disability	Burekup	Dardanup / D'nup West	Eaton / Millbridge	Ferguson Valley	Rural#
61	62	59	63	61	52	57	56	63	57	62	59	56	47	65	60	48

Other groups

Business owner / mgr	Community group
58	59

Q. How would you rate performance in the following areas?

Base: All respondents, excludes 'unsure' and 'no response' (n = 562).

* Positive Rating = excellent, good + okay

Small base size (<20 respondents)

Sport and recreation facilities and services

Performance ratings

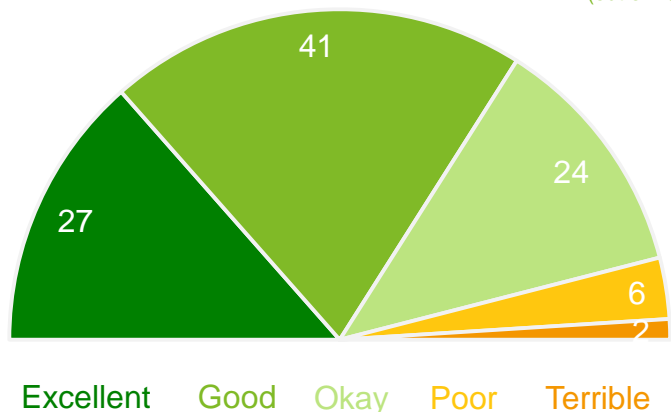
% of respondents

92%

71

Positive
rating*

Performance
Index Score
(out of 100)



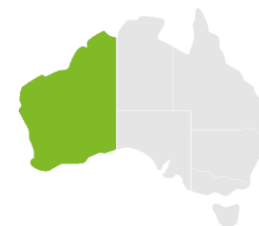
Trend Analysis

Performance Index Score



MARKYT Industry Standards

Performance Index Score



Shire of Dardanup	71
Industry High	85
Industry Average	67

Variances across the community

Performance Index Score

Local resident variances

Total	Male	Female	No children	Have child 0-5	Have child 6-12	Have child 13-17	Have child 18+	18-34 years	35-54 years	55+ years	Disability	Burekup	Dardanup / D'nup West	Eaton / Millbridge	Ferguson Valley	Rural#
71	75	69	73	73	62	63	64	76	68	72	70	58	58	76	65	65

Other groups

Business owner / mgr	Community group
65	64

Q. How would you rate performance in the following areas?

Base: All respondents, excludes 'unsure' and 'no response' (n = 572).

* Positive Rating = excellent, good + okay

Small base size (<20 respondents)

Eaton Recreation Centre

Performance ratings

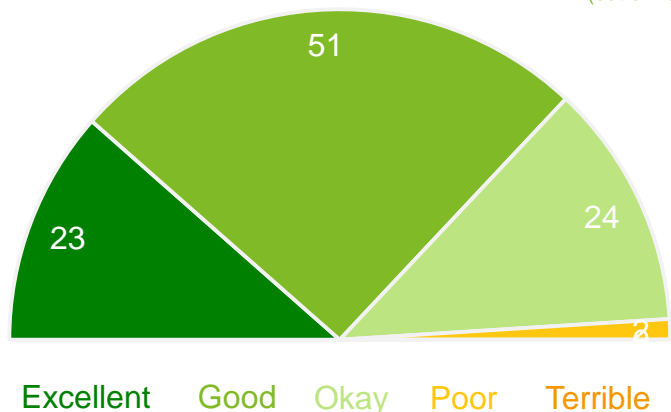
% of respondents

98%

74

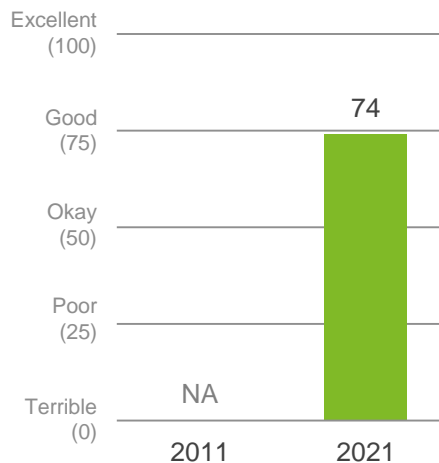
Positive
rating*

Performance
Index Score
(out of 100)



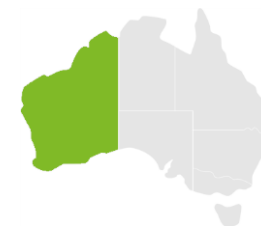
Trend Analysis

Performance Index Score



MARKYT Industry Standards

Performance Index Score



Shire of Dardanup 74

Industry High 84

Industry Average 71

Variances across the community

Performance Index Score

Local resident variances

Total	Male	Female	No children	Have child 0-5	Have child 6-12	Have child 13-17	Have child 18+	18-34 years	35-54 years	55+ years	Disability	Burekup	Dardanup / D'nup West	Eaton / Millbridge	Ferguson Valley	Rural#
74	73	74	74	76	70	66	71	73	72	75	69	70	70	74	83	78

Other groups

Business owner / mgr	Community group
75	74

Q. How would you rate performance in the following areas?

Base: All respondents, excludes 'unsure' and 'no response' (n = 486).

* Positive Rating = excellent, good + okay

Small base size (<20 respondents)

Playgrounds, parks and reserves

Performance ratings

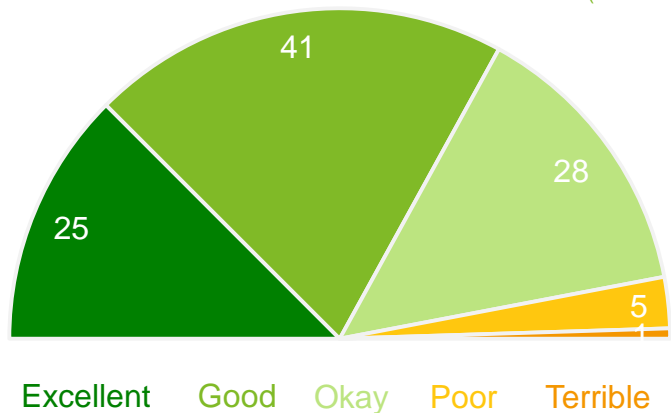
% of respondents

94%

71

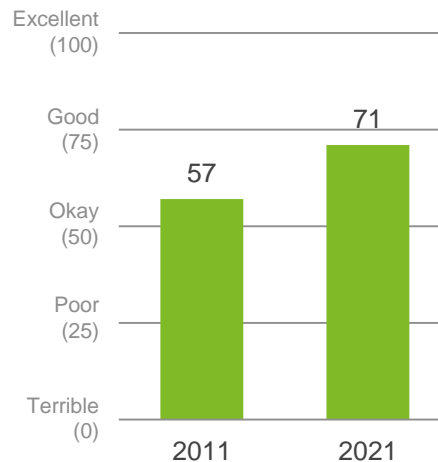
Positive
rating*

Performance
Index Score
(out of 100)



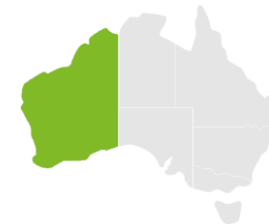
Trend Analysis

Performance Index Score



MARKYT Industry Standards

Performance Index Score



Shire of Dardanup	71
Industry High	86
Industry Average	68

Variances across the community

Performance Index Score

Local resident variances

Total	Male	Female	No children	Have child 0-5	Have child 6-12	Have child 13-17	Have child 18+	18-34 years	35-54 years	55+ years	Disability	Burekup	Dardanup / D'nup West	Eaton / Millbridge	Ferguson Valley	Rural#
71	70	71	73	63	65	68	68	73	67	73	70	65	59	75	72	63

Other groups

Business owner / mgr	Community group
71	69

Q. How would you rate performance in the following areas?

Base: All respondents, excludes 'unsure' and 'no response' (n = 581).

* Positive Rating = excellent, good + okay

Small base size (<20 respondents)

Library and information services

Performance ratings

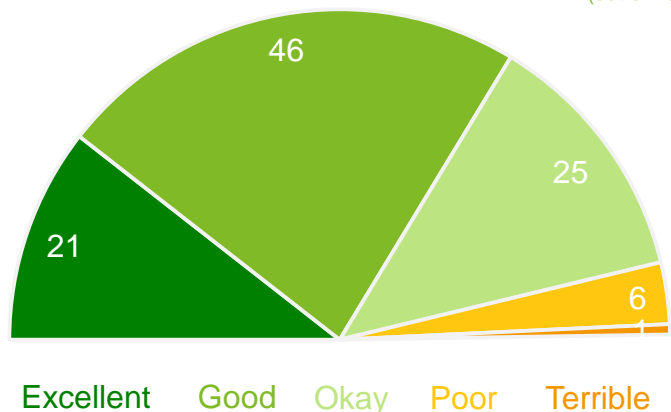
% of respondents

92%

70

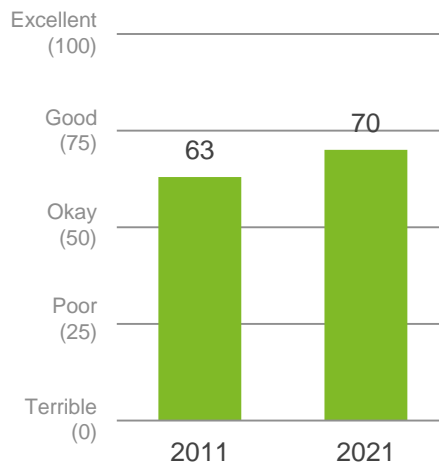
Positive
rating*

Performance
Index Score
(out of 100)



Trend Analysis

Performance Index Score



MARKYT Industry Standards

Performance Index Score



Shire of Dardanup 70

Industry High 83

Industry Average 72

Variances across the community

Performance Index Score

Local resident variances

Total	Male	Female	No children	Have child 0-5	Have child 6-12	Have child 13-17	Have child 18+	18-34 years	35-54 years	55+ years	Disability	Burekup	Dardanup / D'nup West	Eaton / Millbridge	Ferguson Valley	Rural#
70	68	71	73	74	64	63	68	69	69	73	69	65	64	72	76	72

Other groups

Business owner / mgr	Community group
70	73

Q. How would you rate performance in the following areas?

Base: All respondents, excludes 'unsure' and 'no response' (n = 510).

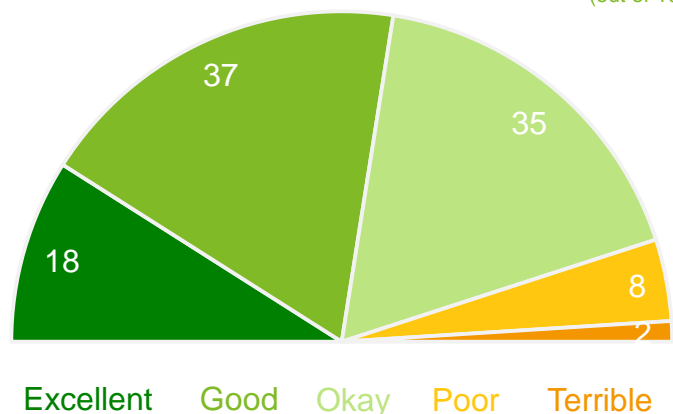
* Positive Rating = excellent, good + okay

Small base size (<20 respondents)

Local festivals, events, art and cultural activities

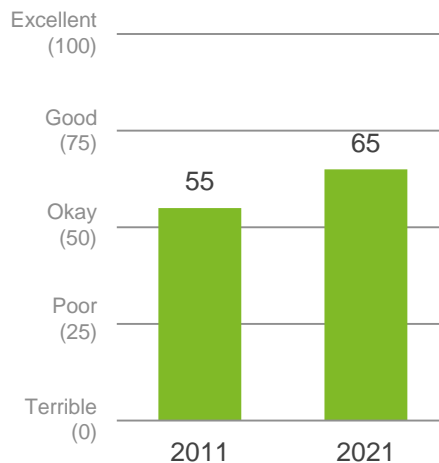
Performance ratings

% of respondents



Trend Analysis

Performance Index Score



MARKYT Industry Standards

Performance Index Score



Shire of Dardanup	65
Industry High	78
Industry Average	64

Variances across the community

Performance Index Score

Local resident variances

Total	Male	Female	No children	Have child 0-5	Have child 6-12	Have child 13-17	Have child 18+	18-34 years	35-54 years	55+ years	Disability	Burekup	Dardanup / D'nup West	Eaton / Millbridge	Ferguson Valley	Rural#
65	61	69	65	73	62	60	63	66	64	66	65	66	65	65	78	73

Other groups

Business owner / mgr	Community group
74	68

Q. How would you rate performance in the following areas?

Base: All respondents, excludes 'unsure' and 'no response' (n = 538).

* Positive Rating = excellent, good + okay

Small base size (<20 respondents)

How local history and heritage is preserved and promoted

Performance ratings

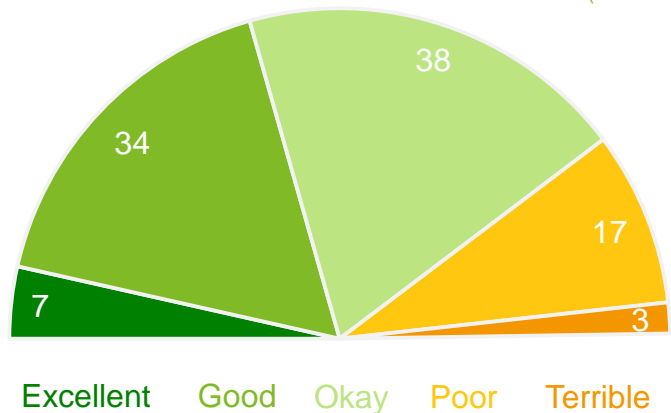
% of respondents

79%

56

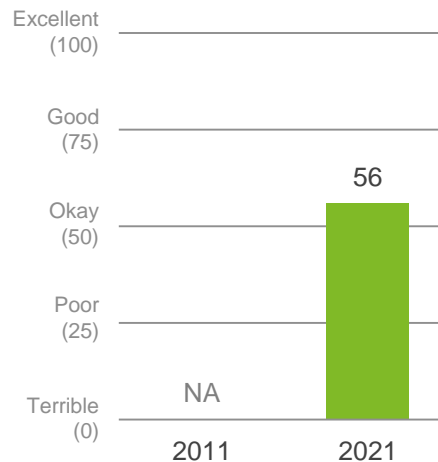
Positive rating*

Performance Index Score (out of 100)



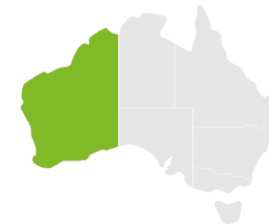
Trend Analysis

Performance Index Score



MARKYT Industry Standards

Performance Index Score



Shire of Dardanup	56
Industry High	75
Industry Average	59

Variances across the community

Performance Index Score

Local resident variances

Total	Male	Female	No children	Have child 0-5	Have child 6-12	Have child 13-17	Have child 18+	18-34 years	35-54 years	55+ years	Disability	Burekup	Dardanup / D'nup West	Eaton / Millbridge	Ferguson Valley	Rural#
56	54	58	58	58	48	51	57	56	54	58	56	45	59	55	71	58

Other groups

Business owner / mgr	Community group
59	55

Q. How would you rate performance in the following areas?

Base: All respondents, excludes 'unsure' and 'no response' (n = 431).

* Positive Rating = excellent, good + okay

Small base size (<20 respondents)

Animal management (dogs and cats)

Performance ratings

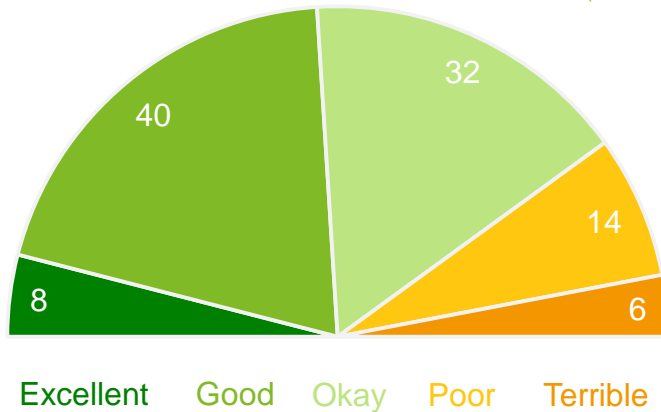
% of respondents

80%

58

Positive
rating*

Performance
Index Score
(out of 100)



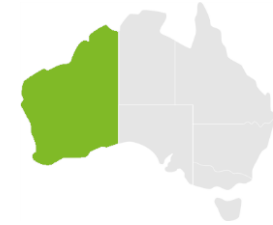
Trend Analysis

Performance Index Score



MARKYT Industry Standards

Performance Index Score



Shire of Dardanup 58

Industry High 65

Industry Average 56

Variances across the community

Performance Index Score

Local resident variances

Total	Male	Female	No children	Have child 0-5	Have child 6-12	Have child 13-17	Have child 18+	18-34 years	35-54 years	55+ years	Disability	Burekup	Dardanup / D'nup West	Eaton / Millbridge	Ferguson Valley	Rural#
58	55	61	57	60	56	53	53	63	53	59	56	64	56	58	48	58

Other groups

Business owner / mgr	Community group
60	66

Q. How would you rate performance in the following areas?

Base: All respondents, excludes 'unsure' and 'no response' (n = 527).

* Positive Rating = excellent, good + okay

Small base size (<20 respondents)

Place

Managing responsible growth and development

Performance ratings

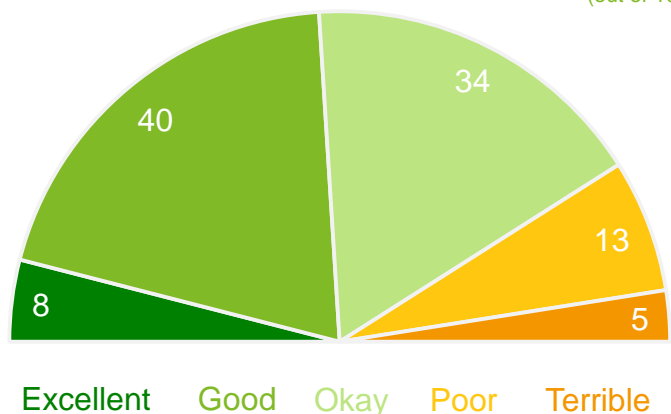
% of respondents

82%

58

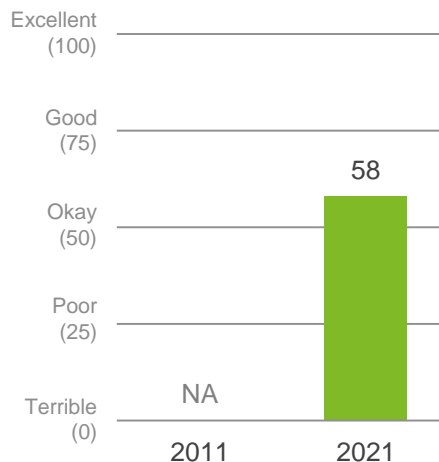
Positive
rating*

Performance
Index Score
(out of 100)



Trend Analysis

Performance Index Score



MARKYT Industry Standards

Performance Index Score



Shire of Dardanup	58
Industry High	59
Industry Average	49

Variances across the community

Performance Index Score

Local resident variances

Total	Male	Female	No children	Have child 0-5	Have child 6-12	Have child 13-17	Have child 18+	18-34 years	35-54 years	55+ years	Disability	Burekup	Dardanup / D'nup West	Eaton / Millbridge	Ferguson Valley	Rural#
58	55	61	59	70	58	55	49	58	55	62	61	47	41	65	40	52

Other groups

Business owner / mgr	Community group
45	59

Q. How would you rate performance in the following areas?

Base: All respondents, excludes 'unsure' and 'no response' (n = 504).

* Positive Rating = excellent, good + okay

Small base size (<20 respondents)

Planning and building approvals

Performance ratings

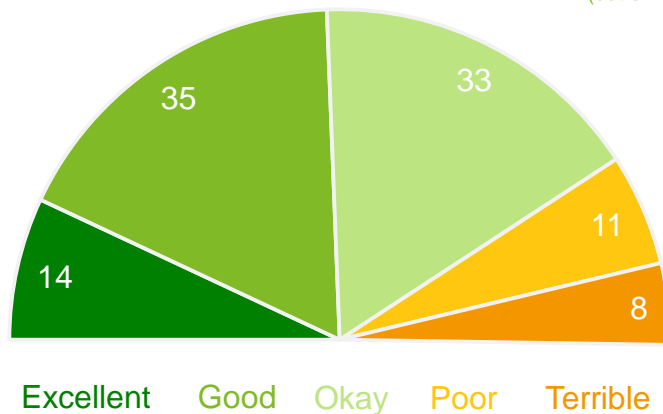
% of respondents

82%

59

Positive
rating*

Performance
Index Score
(out of 100)



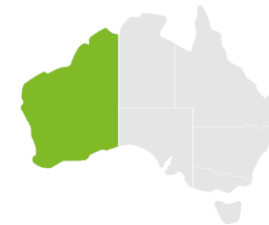
Trend Analysis

Performance Index Score



MARKYT Industry Standards

Performance Index Score



Shire of Dardanup	59
Industry High	60
Industry Average	46

Variances across the community

Performance Index Score

Local resident variances

Total	Male	Female	No children	Have child 0-5	Have child 6-12	Have child 13-17	Have child 18+	18-34 years	35-54 years	55+ years	Disability	Burekup	Dardanup / D'nup West	Eaton / Millbridge	Ferguson Valley	Rural#
59	56	62	59	70	54	58	51	57	57	61	66	55	45	65	44	45

Other groups

Business owner / mgr	Community group
51	55

Q. How would you rate performance in the following areas?

Base: All respondents, excludes 'unsure' and 'no response' (n = 428).

* Positive Rating = excellent, good + okay

Small base size (<20 respondents)

Building and maintaining local roads

Performance ratings

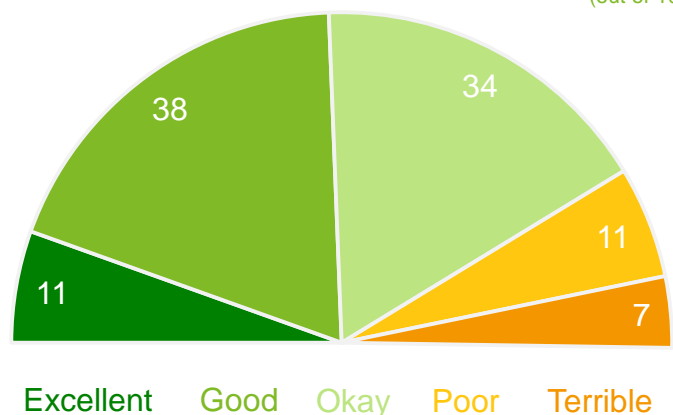
% of respondents

83%

59

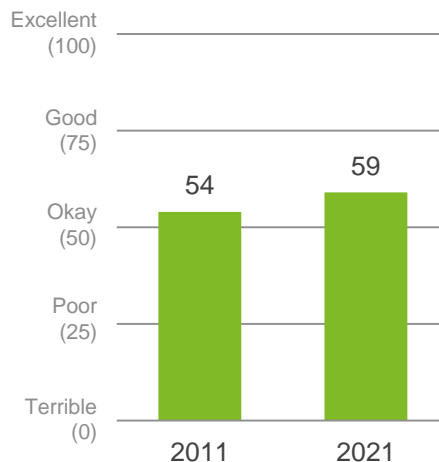
Positive
rating*

Performance
Index Score
(out of 100)



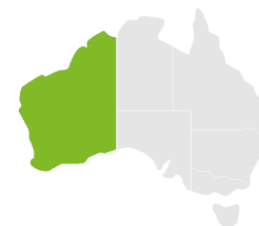
Trend Analysis

Performance Index Score



MARKYT Industry Standards

Performance Index Score



Shire of Dardanup 59

Industry High 70

Industry Average 52

Variances across the community

Performance Index Score

Local resident variances

Total	Male	Female	No children	Have child 0-5	Have child 6-12	Have child 13-17	Have child 18+	18-34 years	35-54 years	55+ years	Disability	Burekup	Dardanup / D'nup West	Eaton / Millbridge	Ferguson Valley	Rural#
59	55	62	61	65	55	53	50	61	55	61	63	45	43	65	50	46

Other groups

Business owner / mgr	Community group
46	62

Q. How would you rate performance in the following areas?

Base: All respondents, excludes 'unsure' and 'no response' (n = 577).

* Positive Rating = excellent, good + okay

Small base size (<20 respondents)

Traffic management on local roads

Performance ratings

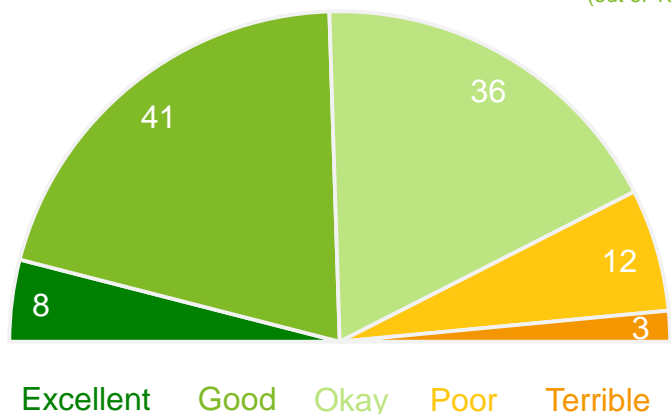
% of respondents

85%

60

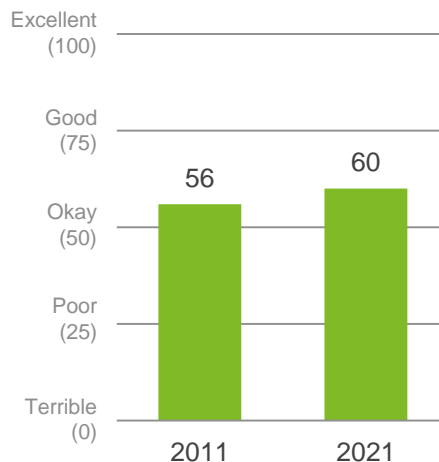
Positive
rating*

Performance
Index Score
(out of 100)



Trend Analysis

Performance Index Score



MARKYT Industry Standards

Performance Index Score



Shire of Dardanup	60
Industry High	66
Industry Average	56

Variances across the community

Performance Index Score

Local resident variances

Total	Male	Female	No children	Have child 0-5	Have child 6-12	Have child 13-17	Have child 18+	18-34 years	35-54 years	55+ years	Disability	Burekup	Dardanup / D'nup West	Eaton / Millbridge	Ferguson Valley	Rural#
60	58	61	61	68	57	52	54	68	54	60	60	50	53	63	51	52

Other groups

Business owner / mgr	Community group
51	58

Q. How would you rate performance in the following areas?

Base: All respondents, excludes 'unsure' and 'no response' (n = 568).

* Positive Rating = excellent, good + okay

Small base size (<20 respondents)

Footpaths, trails and cycleways

Performance ratings

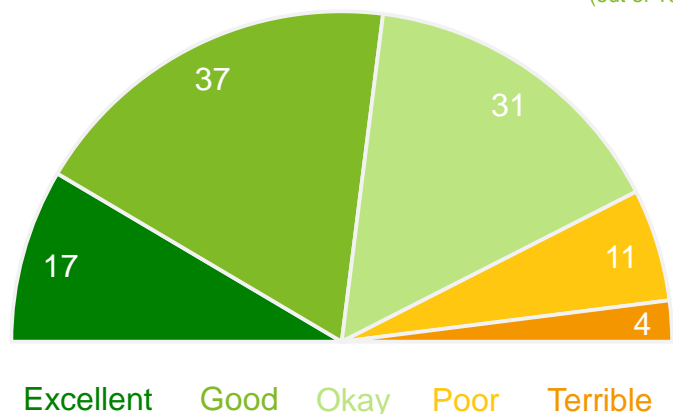
% of respondents

85%

63

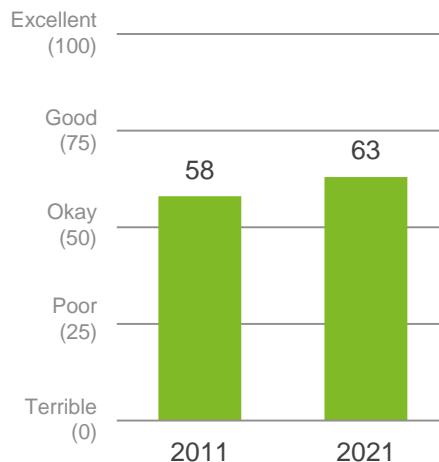
Positive
rating*

Performance
Index Score
(out of 100)



Trend Analysis

Performance Index Score



MARKYT Industry Standards

Performance Index Score



Shire of Dardanup 63

Industry High 68

Industry Average 53

Variances across the community

Performance Index Score

Local resident variances

Total	Male	Female	No children	Have child 0-5	Have child 6-12	Have child 13-17	Have child 18+	18-34 years	35-54 years	55+ years	Disability	Burekup	Dardanup / D'nup West	Eaton / Millbridge	Ferguson Valley	Rural#
63	62	63	64	67	60	56	53	69	58	62	64	48	46	69	53	54

Other groups

Business owner / mgr	Community group
53	63

Q. How would you rate performance in the following areas?

Base: All respondents, excludes 'unsure' and 'no response' (n = 576).

* Positive Rating = excellent, good + okay

Small base size (<20 respondents)

Streetscapes and verges

Performance ratings

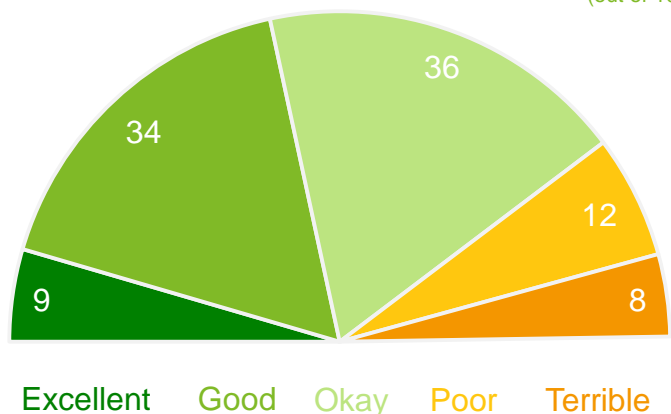
% of respondents

79%

56

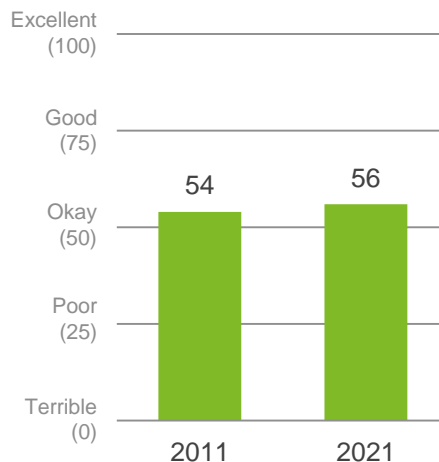
Positive
rating*

Performance
Index Score
(out of 100)



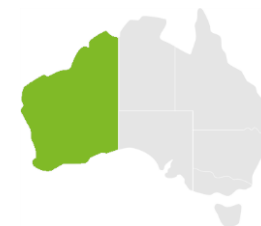
Trend Analysis

Performance Index Score



MARKYT Industry Standards

Performance Index Score



Shire of Dardanup 56

Industry High 64

Industry Average 53

Variances across the community

Performance Index Score

Local resident variances

Total	Male	Female	No children	Have child 0-5	Have child 6-12	Have child 13-17	Have child 18+	18-34 years	35-54 years	55+ years	Disability	Burekup	Dardanup / D'nup West	Eaton / Millbridge	Ferguson Valley	Rural#
56	51	61	54	57	63	59	59	50	57	59	55	54	42	60	63	48

Other groups

Business owner / mgr	Community group
61	60

Q. How would you rate performance in the following areas?

Base: All respondents, excludes 'unsure' and 'no response' (n = 575).

* Positive Rating = excellent, good + okay

Small base size (<20 respondents)

Lighting of streets and public places

Performance ratings

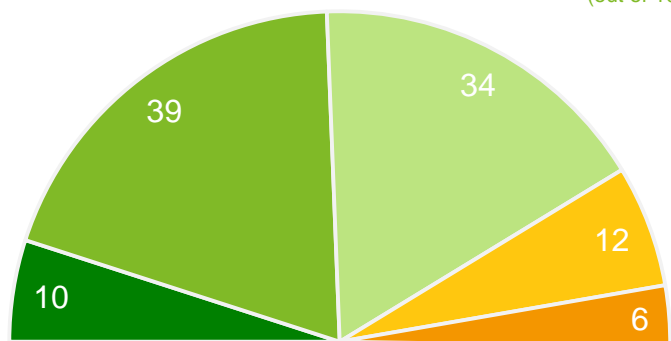
% of respondents

83%

59

Positive
rating*

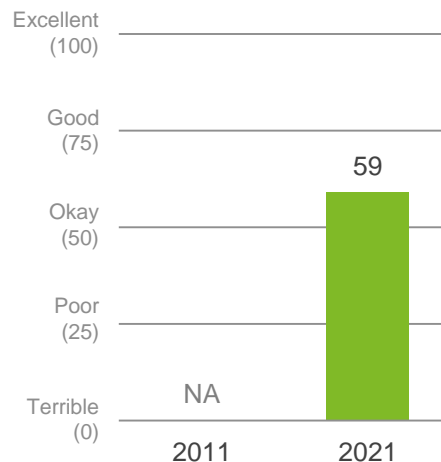
Performance
Index Score
(out of 100)



Excellent Good Okay Poor Terrible

Trend Analysis

Performance Index Score



MARKYT Industry Standards

Performance Index Score



Shire of Dardanup 59

Industry High 64

Industry Average 55

Variances across the community

Performance Index Score

Local resident variances

Total	Male	Female	No children	Have child 0-5	Have child 6-12	Have child 13-17	Have child 18+	18-34 years	35-54 years	55+ years	Disability	Burekup	Dardanup / D'nup West	Eaton / Millbridge	Ferguson Valley	Rural#
59	56	61	59	64	59	56	60	56	58	62	55	57	54	60	66	46

Other groups

Business owner / mgr	Community group
61	58

Q. How would you rate performance in the following areas?

Base: All respondents, excludes 'unsure' and 'no response' (n = 574).

* Positive Rating = excellent, good + okay

Small base size (<20 respondents)

Boat ramps

Performance ratings

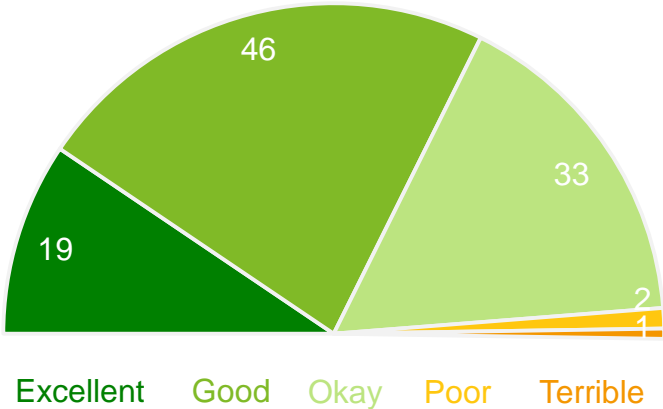
% of respondents



Positive rating*



Performance Index Score
(out of 100)



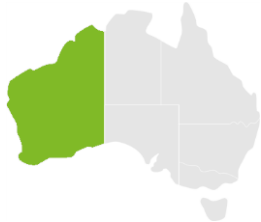
Trend Analysis

Performance Index Score



MARKYT Industry Standards

Performance Index Score



Shire of Dardanup	70
Industry High	70
Industry Average	56

Variances across the community

Performance Index Score

Local resident variances

Total	Male	Female	No children	Have child 0-5	Have child 6-12	Have child 13-17	Have child 18+	18-34 years	35-54 years	55+ years	Disability	Burekup	Dardanup / D'nup West	Eaton / Millbridge	Ferguson Valley	Rural#
70	67	74	73	73	68	65	66	70	68	72	72	69	61	71	81	75

Other groups

Business owner / mgr	Community group
71	73

Q. How would you rate performance in the following areas?

Base: All respondents, excludes 'unsure' and 'no response' (n = 388).

Small base size (<20 respondents)

* Positive Rating = excellent, good + okay

Economy

Economic development (efforts to attract investors, attract and retain businesses, grow tourism and create job opportunities)

Performance ratings

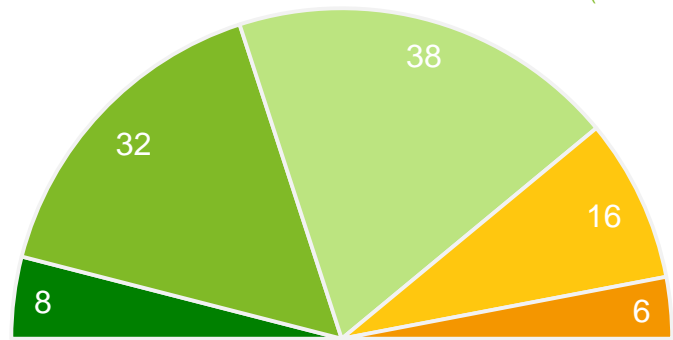
% of respondents

78%

55

Positive rating*

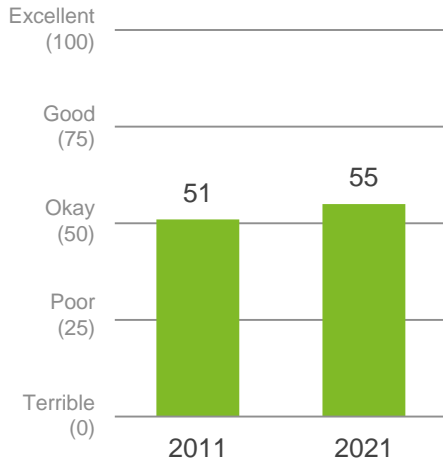
Performance Index Score (out of 100)



Excellent Good Okay Poor Terrible

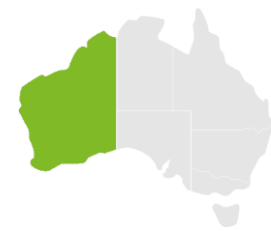
Trend Analysis

Performance Index Score



MARKYT Industry Standards

Performance Index Score



Shire of Dardanup	55
Industry High	60
Industry Average	44

Variances across the community

Performance Index Score

Local resident variances

Other groups

Total	Male	Female	No children	Have child 0-5	Have child 6-12	Have child 13-17	Have child 18+	18-34 years	35-54 years	55+ years	Disability	Burekup	Dardanup / D'nup West	Eaton / Millbridge	Ferguson Valley	Rural#	Business owner / mgr	Community group
55	51	60	54	63	56	54	49	54	53	58	61	48	45	60	35	50	45	55

Q. How would you rate performance in the following areas?

Base: All respondents, excludes 'unsure' and 'no response' (n = 487).

* Positive Rating = excellent, good + okay

Small base size (<20 respondents)

How your local town centre is being developed

Performance ratings

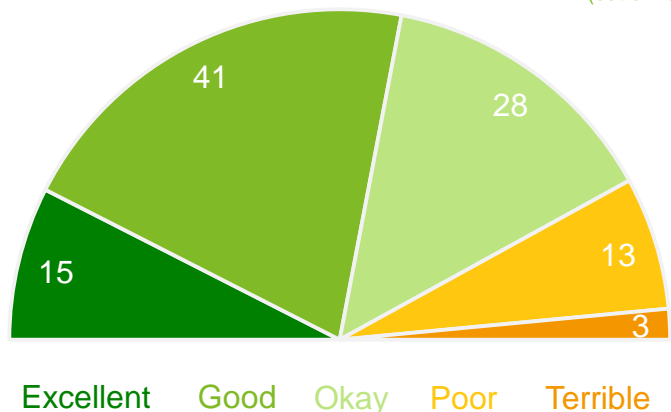
% of respondents

84%

63

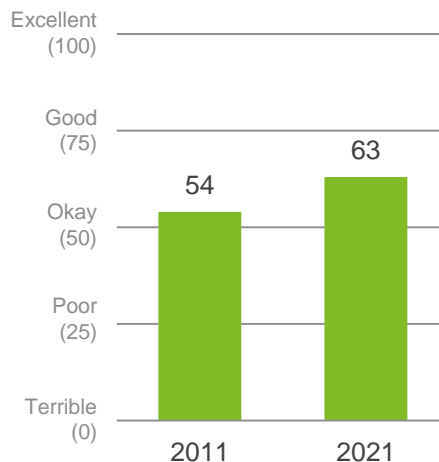
Positive
rating*

Performance
Index Score
(out of 100)



Trend Analysis

Performance Index Score



MARKYT Industry Standards

Performance Index Score



Shire of Dardanup 63

Industry High 71

Industry Average 50

Variances across the community

Performance Index Score

Local resident variances

Total	Male	Female	No children	Have child 0-5	Have child 6-12	Have child 13-17	Have child 18+	18-34 years	35-54 years	55+ years	Disability	Burekup	Dardanup / D'nup West	Eaton / Millbridge	Ferguson Valley	Rural#
63	61	64	64	69	60	59	61	66	61	62	63	54	48	68	55	45

Other groups

Business owner / mgr	Community group
52	60

Q. How would you rate performance in the following areas?

Base: All respondents, excludes 'unsure' and 'no response' (n = 560).

* Positive Rating = excellent, good + okay

Small base size (<20 respondents)

Access to education, training and personal development opportunities

Performance ratings

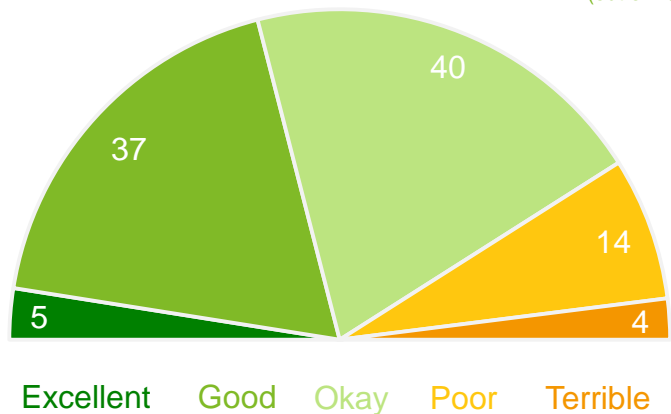
% of respondents

82%

56

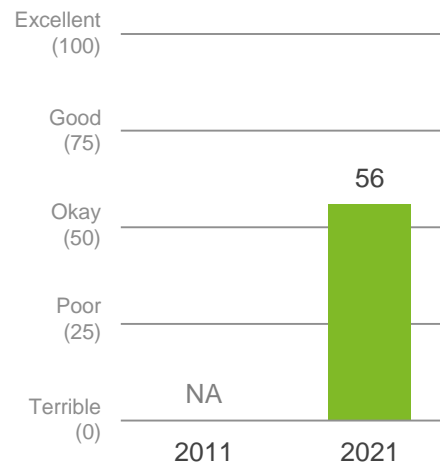
Positive
rating*

Performance
Index Score
(out of 100)



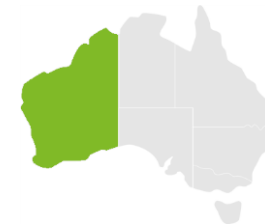
Trend Analysis

Performance Index Score



MARKYT Industry Standards

Performance Index Score



Shire of Dardanup	56
Industry High	61
Industry Average	51

Variances across the community

Performance Index Score

Local resident variances

Total	Male	Female	No children	Have child 0-5	Have child 6-12	Have child 13-17	Have child 18+	18-34 years	35-54 years	55+ years	Disability	Burekup	Dardanup / D'nup West	Eaton / Millbridge	Ferguson Valley	Rural#
56	55	57	57	61	50	55	49	55	53	60	57	55	50	58	53	57

Other groups

Business owner / mgr	Community group
54	58

Q. How would you rate performance in the following areas?

Base: All respondents, excludes 'unsure' and 'no response' (n = 448).

* Positive Rating = excellent, good + okay

Small base size (<20 respondents)

Planet

Efforts to promote and adopt sustainable practices to manage climate change

Performance ratings

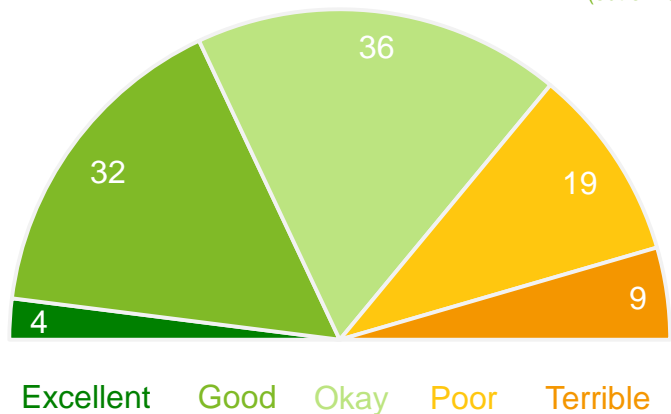
% of respondents

72%

Positive rating*

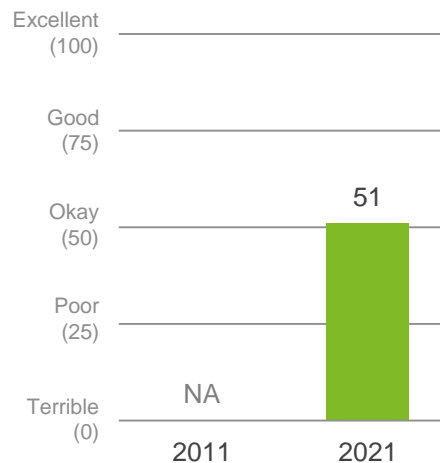
51

Performance Index Score (out of 100)



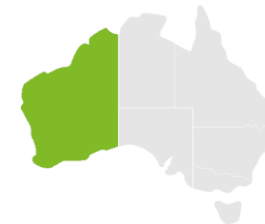
Trend Analysis

Performance Index Score



MARKYT Industry Standards

Performance Index Score



Shire of Dardanup	51
Industry High	71
Industry Average	52

Variances across the community

Performance Index Score

Local resident variances

Total	Male	Female	No children	Have child 0-5	Have child 6-12	Have child 13-17	Have child 18+	18-34 years	35-54 years	55+ years	Disability	Burekup	Dardanup / D'nup West	Eaton / Millbridge	Ferguson Valley	Rural#
51	49	52	49	61	47	51	57	48	51	54	52	38	39	56	53	44

Other groups

Business owner / mgr	Community group
39	49

Q. How would you rate performance in the following areas?

Base: All respondents, excludes 'unsure' and 'no response' (n = 440).

* Positive Rating = excellent, good + okay

Small base size (<20 respondents)

Conservation and environmental management

Performance ratings

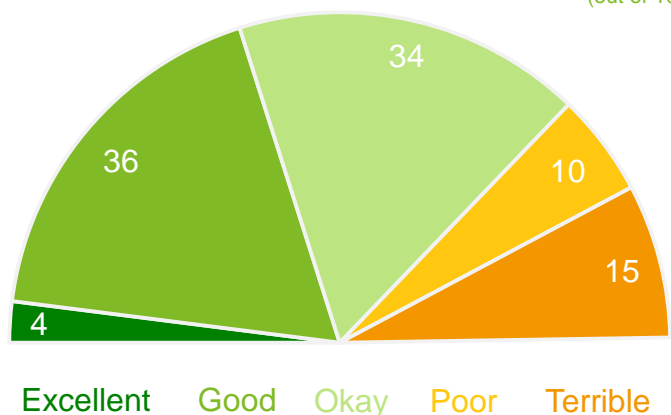
% of respondents

74%

51

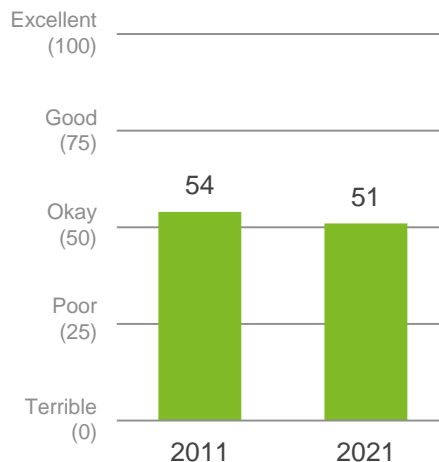
Positive
rating*

Performance
Index Score
(out of 100)



Trend Analysis

Performance Index Score



MARKYT Industry Standards

Performance Index Score



Shire of Dardanup	51
Industry High	73
Industry Average	57

Variances across the community

Performance Index Score

Local resident variances

Total	Male	Female	No children	Have child 0-5	Have child 6-12	Have child 13-17	Have child 18+	18-34 years	35-54 years	55+ years	Disability	Burekup	Dardanup / D'nup West	Eaton / Millbridge	Ferguson Valley	Rural#
51	49	53	50	63	50	51	51	48	50	54	50	42	31	58	47	42

Other groups

Business owner / mgr	Community group
41	48

Q. How would you rate performance in the following areas?

Base: All respondents, excludes 'unsure' and 'no response' (n = 491).

* Positive Rating = excellent, good + okay

Small base size (<20 respondents)

Efforts to maintain and enhance the river and waterways

Performance ratings

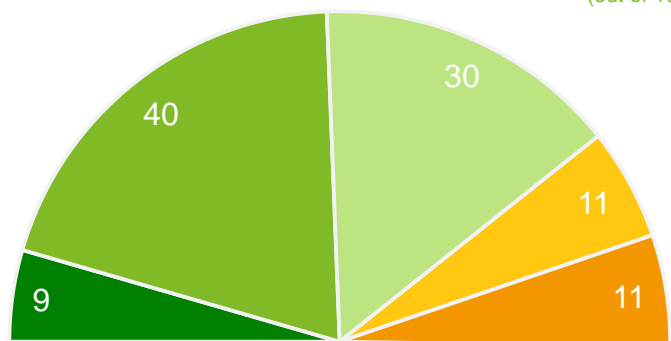
% of respondents

79%

56

Positive
rating*

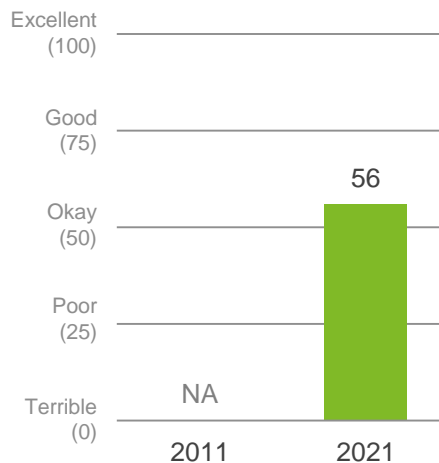
Performance
Index Score
(out of 100)



Excellent Good Okay Poor Terrible

Trend Analysis

Performance Index Score



MARKYT Industry Standards

Performance Index Score



Shire of Dardanup 56

Industry High 68

Industry Average 54

Variances across the community

Performance Index Score

Local resident variances

Total	Male	Female	No children	Have child 0-5	Have child 6-12	Have child 13-17	Have child 18+	18-34 years	35-54 years	55+ years	Disability	Burekup	Dardanup / D'nup West	Eaton / Millbridge	Ferguson Valley	Rural#
56	51	61	56	66	56	60	56	53	55	60	63	48	40	61	52	44

Other groups

Business owner / mgr	Community group
53	57

Q. How would you rate performance in the following areas?

Base: All respondents, excludes 'unsure' and 'no response' (n = 511).

* Positive Rating = excellent, good + okay

Small base size (<20 respondents)

Waste collection services

Performance ratings

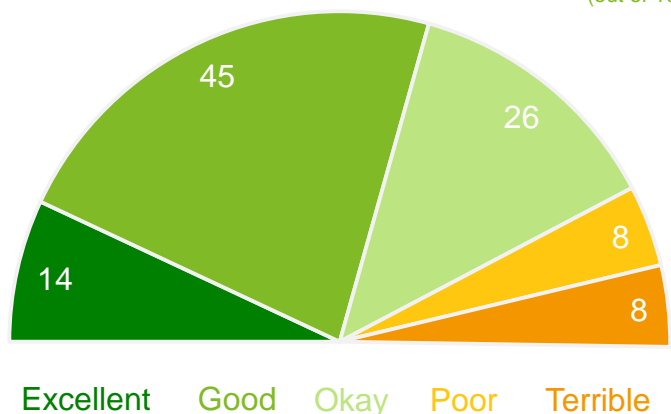
% of respondents

85%

63

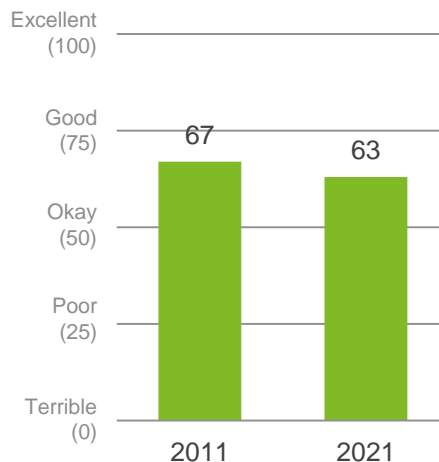
Positive
rating*

Performance
Index Score
(out of 100)



Trend Analysis

Performance Index Score



MARKYT Industry Standards

Performance Index Score



Shire of Dardanup 63

Industry High 81

Industry Average 66

Variances across the community

Performance Index Score

Local resident variances

Total	Male	Female	No children	Have child 0-5	Have child 6-12	Have child 13-17	Have child 18+	18-34 years	35-54 years	55+ years	Disability	Burekup	Dardanup / D'nup West	Eaton / Millbridge	Ferguson Valley	Rural#
63	60	64	65	69	61	60	54	61	59	67	66	57	51	69	19	35

Other groups

Business owner / mgr	Community group
49	65

Q. How would you rate performance in the following areas?

Base: All respondents, excludes 'unsure' and 'no response' (n = 565).

* Positive Rating = excellent, good + okay

Small base size (<20 respondents)

Food, health, noise, pest and pollution management

Performance ratings

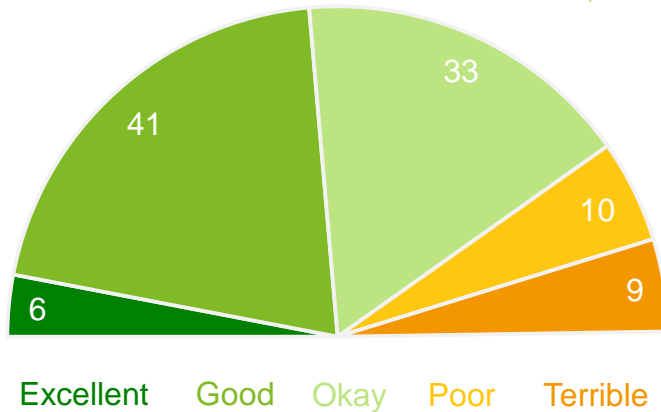
% of respondents

80%

56

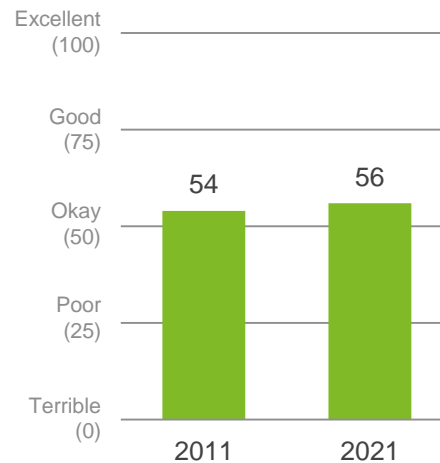
Positive
rating*

Performance
Index Score
(out of 100)



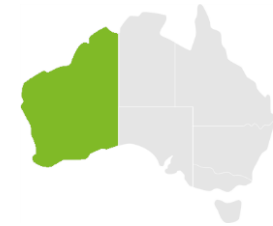
Trend Analysis

Performance Index Score



MARKYT Industry Standards

Performance Index Score



Shire of Dardanup	56
Industry High	63
Industry Average	58

Variances across the community

Performance Index Score

Local resident variances

Total	Male	Female	No children	Have child 0-5	Have child 6-12	Have child 13-17	Have child 18+	18-34 years	35-54 years	55+ years	Disability	Burekup	Dardanup / D'nup West	Eaton / Millbridge	Ferguson Valley	Rural#
56	56	56	55	68	56	59	50	62	54	54	57	52	38	63	38	34

Other groups

Business owner / mgr	Community group
45	53

Q. How would you rate performance in the following areas?

Base: All respondents, excludes 'unsure' and 'no response' (n = 514).

* Positive Rating = excellent, good + okay

Small base size (<20 respondents)

Natural disaster management

(education, prevention and relief for fire, floods, etc)

Performance ratings

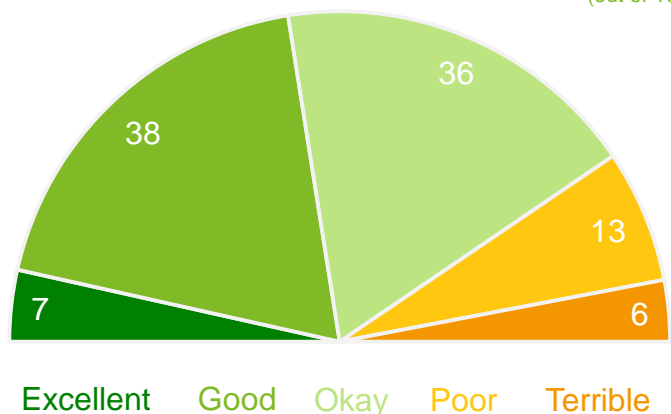
% of respondents

81%

57

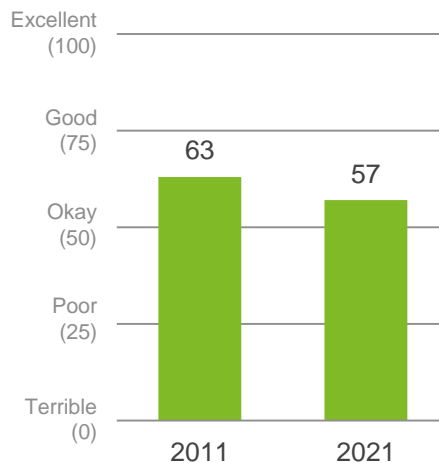
Positive
rating*

Performance
Index Score
(out of 100)



Trend Analysis

Performance Index Score



MARKYT Industry Standards

Performance Index Score



Shire of Dardanup 57

Industry High 67

Industry Average 57

Variances across the community

Performance Index Score

Local resident variances

Total	Male	Female	No children	Have child 0-5	Have child 6-12	Have child 13-17	Have child 18+	18-34 years	35-54 years	55+ years	Disability	Burekup	Dardanup / D'nup West	Eaton / Millbridge	Ferguson Valley	Rural#
57	53	60	56	67	53	54	56	55	57	59	55	58	50	59	63	52

Other groups

Business owner / mgr	Community group
56	61

Q. How would you rate performance in the following areas?

Base: All respondents, excludes 'unsure' and 'no response' (n = 371).

* Positive Rating = excellent, good + okay

Small base size (<20 respondents)

Overview of Community Variances

Summary of community variances

Overall, governance and communication

	Local resident variances																Other groups		
	Total	Male	Female	No children	Have child 0-5	Have child 6-12	Have child 13-17	Have child 18+	18-34 years	35-54 years	55+ years	Disability	Burekup	Dardanup / D'nup West	Eaton / Millbridge	Ferguson Valley	Rural#	Business	Community group
Place to live	84	83	85	84	87	83	84	87	84	83	85	82	91	87	82	93	89	91	89
Place to own or operate a business	71	68	73	72	75	72	68	70	71	71	71	73	67	67	72	75	73	74	70
Place to visit	72	67	77	72	73	74	74	73	65	71	78	77	73	73	70	93	85	85	79
Governing organisation	62	56	67	64	70	60	56	52	57	60	68	68	58	49	67	46	59	54	67
Value for money from rates	50	44	56	54	53	49	43	38	46	47	57	58	45	38	56	34	40	42	58
Council's leadership	55	50	59	55	63	53	50	49	50	51	61	59	50	40	60	46	48	46	61
Advocacy and lobbying	50	45	55	50	59	49	48	40	46	46	56	54	48	37	56	39	47	40	51
Embracing change and innovation	59	55	63	62	61	55	56	50	58	54	65	62	60	51	62	47	53	52	68
Consultation	49	44	54	50	55	44	49	43	47	47	54	54	45	34	55	40	41	40	52
Communication	52	49	55	54	55	47	54	45	51	50	56	57	47	38	58	43	43	44	55
Customer service	64	63	64	68	66	58	62	49	67	59	66	62	56	59	66	51	65	51	68
Shire's website	61	61	61	63	62	56	57	52	62	58	64	63	50	55	65	48	59	53	64
Social media presence	59	55	63	56	65	60	62	48	63	56	59	59	61	58	60	49	50	53	60
enewsletters	58	56	60	62	56	53	57	54	60	55	61	58	49	53	61	47	63	55	62
Printed newsletters	55	56	56	57	58	45	56	47	61	48	58	60	39	66	54	41	58	47	50
Page in community newspapers	61	59	64	63	68	48	59	45	68	55	62	60	45	59	63	50	54	45	65

Summary of community variances

Community development and wellbeing

	Local resident variances																Other groups		
	Total	Male	Female	No children	Have child 0-5	Have child 6-12	Have child 13-17	Have child 18+	18-34 years	35-54 years	55+ years	Disability	Burekup	Dardanup / D'nup West	Eaton / Millbridge	Ferguson Valley	Rural#	Business	Community group
Youth services and facilities	54	57	51	57	53	48	47	53	54	52	56	53	54	49	55	63	42	57	52
Family and children services	62	64	61	64	62	58	59	59	60	62	64	63	62	52	65	65	52	63	59
Seniors' services and care	61	63	60	59	66	58	64	63	65	61	59	57	50	51	64	71	48	59	63
Disability access and inclusion	59	61	56	58	65	55	59	61	63	59	56	51	49	51	61	68	45	62	58
Respect for Aboriginal cultures	65	72	59	65	70	58	65	64	73	62	62	58	56	65	66	74	55	63	58
Volunteer recognition and support	59	59	60	60	60	56	56	61	53	59	64	60	63	52	60	75	60	68	63
Safety and crime prevention	49	46	53	49	57	48	43	48	46	49	53	49	46	46	50	65	52	56	55
Housing	68	68	68	68	73	66	64	68	73	66	64	61	70	63	69	76	59	60	63
Health and community services	68	68	68	67	75	64	63	62	69	66	68	67	59	48	73	64	54	62	65
Community buildings, halls, toilets	61	62	59	63	61	52	57	56	63	57	62	59	56	47	65	60	48	58	59
Sport and recreation	71	75	69	73	73	62	63	64	76	68	72	70	58	58	76	65	65	65	64
Eaton Recreation Centre	74	73	74	74	76	70	66	71	73	72	75	69	70	70	74	83	78	75	74
Playgrounds, parks and reserves	71	70	71	73	63	65	68	68	73	67	73	70	65	59	75	72	63	71	69
Library and information services	70	68	71	73	74	64	63	68	69	69	73	69	65	64	72	76	72	70	73
Festivals, events, art and culture	65	61	69	65	73	62	60	63	66	64	66	65	66	65	65	78	73	74	68
History and heritage	56	54	58	58	58	48	51	57	56	54	58	56	45	59	55	71	58	59	55
Animal management	58	55	61	57	60	56	53	53	63	53	59	56	64	56	58	48	58	60	66

Summary of community variances

Place, economy and planet

	Local resident variances																Other groups		
	Total	Male	Female	No children	Have child 0-5	Have child 6-12	Have child 13-17	Have child 18+	18-34 years	35-54 years	55+ years	Disability	Burekup	Dardanup / D'nup West	Eaton / Millbridge	Ferguson Valley	Rural#	Business	Community group
Growth and development	58	55	61	59	70	58	55	49	58	55	62	61	47	41	65	40	52	45	59
Planning and building	59	56	62	59	70	54	58	51	57	57	61	66	55	45	65	44	45	51	55
Local roads	59	55	62	61	65	55	53	50	61	55	61	63	45	43	65	50	46	46	62
Traffic management	60	58	61	61	68	57	52	54	68	54	60	60	50	53	63	51	52	51	58
Footpaths, trails and cycleways	63	62	63	64	67	60	56	53	69	58	62	64	48	46	69	53	54	53	63
Streetscapes and verges	56	51	61	54	57	63	59	59	50	57	59	55	54	42	60	63	48	61	60
Lighting of streets, public places	59	56	61	59	64	59	56	60	56	58	62	55	57	54	60	66	46	61	58
Boat ramps	70	67	74	73	73	68	65	66	70	68	72	72	69	61	71	81	75	71	73
Economic development	55	51	60	54	63	56	54	49	54	53	58	61	48	45	60	35	50	45	55
Local town centres	63	61	64	64	69	60	59	61	66	61	62	63	54	48	68	55	45	52	60
Education and training	56	55	57	57	61	50	55	49	55	53	60	57	55	50	58	53	57	54	58
Sustainability and climate change	51	49	52	49	61	47	51	57	48	51	54	52	38	39	56	53	44	39	49
Conservation and environment	51	49	53	50	63	50	51	51	48	50	54	50	42	31	58	47	42	41	48
River and waterways	56	51	61	56	66	56	60	56	53	55	60	63	48	40	61	52	44	53	57
Waste collection services	63	60	64	65	69	61	60	54	61	59	67	66	57	51	69	19	35	49	65
Food, health, noise, pest, pollution	56	56	56	55	68	56	59	50	62	54	54	57	52	38	63	38	34	45	53
Natural disaster management	57	53	60	56	67	53	54	56	55	57	59	55	58	50	59	63	52	56	61

MARKYT community priorities

Businesses and Community Organisations

MARKYT Community Priorities

Base: Local business owners and managers

COMMUNITY PRIORITIES (% of respondents)

Low (<10%)

High (>10%)



Q. How would you rate performance in the following areas? Base: excludes unsure and no response. (n=varies)

Q. Which areas would you most like the Council to focus on improving? Base: excludes no response (n = 42)

MARKYT Community Priorities

Base: Manager or committee member of a local community organisation, club or group

COMMUNITY PRIORITIES (% of respondents)

Low (<10%)

High (>10%)

Excellent

Okay

Terrible

CELEBRATE

OPTIMISE

KAIZEN

REVIEW

PRIORITISE

- 1 Council's leadership
- 2 Advocacy and lobbying
- 3 Change, innovation and technology
- 4 Consultation
- 5 Communication
- 6 Customer service
- 7 Youth services and facilities
- 8 Family / children services
- 9 Seniors' services and care
- 10 Disability access and inclusion
- 11 Respect for Aboriginal cultures
- 12 Volunteer recognition and support
- 13 Safety and crime prevention
- 14 Access to housing
- 15 Health and community services
- 16 Community buildings, halls, toilets
- 17 Sport and recreation
- 18 Eaton Recreation Centre
- 19 Playgrounds, parks and reserves
- 20 Library and information services
- 21 Festivals, events, art and culture
- 22 History and heritage
- 23 Animal management
- 24 Growth and development
- 25 Planning and building approvals
- 26 Local roads
- 27 Traffic management on local roads
- 28 Footpaths, trails and cycleways
- 29 Streetscapes and verges
- 30 Lighting of streets, public places
- 31 Boat ramps
- 32 Economic development and jobs
- 33 Local town centres
- 34 Education and training
- 35 Sustainability and climate change
- 36 Conservation and environment
- 37 River and waterways
- 38 Waste collection services
- 39 Food, health, noise, pest, pollution
- 40 Natural disaster management

Q. How would you rate performance in the following areas? Base: excludes unsure and no response. (n=varies)

Q. Which areas would you most like the Council to focus on improving? Base: excludes no response (n = 47)



www.catalyse.com.au

Office 3, 996 Hay Street, Perth WA 6000

PO Box 8007, Cloisters Square WA 6850

Phone +618 9226 5674

Email: info@catalyse.com.au

ABN 20 108 620 855

MARKYT 